

ISO 9001-2000 CERTIFIED

PERKO®

CATALOG NO. 300

2005 - 2006

16490 Northwest 13th Avenue
Miami, Florida 33169-5707

Mailing Address:
P.O. Box 64000D
Miami, Florida 33164-0510

Telephone Number: (305) 621-7525
Fax Number: (305) 620-9978
www.perko.com

© Perko, Inc. 2004
All Rights Reserved

Portions of this Catalog Previously
Copyrighted in 1936 - 2003

Shaping the Wave of Excellence®

New Products

8 to 9

*Navigation Lights for
Vessels Under 20 Meters*

10 to 65

*Navigation Lights for
Vessels Over 20 Meters*

66 to 80

Searchlights

81 to 104

*Lighting Fixtures, Bulbs
and Battery Switches*

105 to 120

*Compartment
Ventilators and Bells*

121 to 126

*Underwater Hdwe, Deck
Plates, Fills and Vents*

127 to 158

Deck Hardware

159 to 184

Cabinet Hardware

185 to 223

Fishing Equipment

224 to 233



Camo Line

234 to 240

MANUFACTURER OF SHIP AND BOAT EQUIPMENT



GENERAL INFORMATION

SALES POLICY

PERKO Products are sold through our established Distributors. We do not sell direct to the public or organizations. Therefore, possession of this catalog does not infer an offer to sell. Please contact your local marine supplier.

PRICES AND TERMS

Our costs can change due to causes beyond our control. Therefore, our price list is only intended for the guidance of our customers and does not necessarily establish current prices. *A Repackaging Service Charge of \$10.00 net will apply to all broken packages.* All prices are subject to change without notice. Terms are 2% 10 days, net 30 days.

Orders from firms having no satisfactory history or credit rating with us must be prepaid. C.O.D. shipments will be made if a 25% deposit is sent with order. Cash discounts do not apply to C.O.D. shipments.

PERKO®

LIMITED WARRANTY

PERKO, INC. (PERKO) warrants to the original consumer-purchaser that PERKO'S products will be free from defective materials or workmanship, and that the PERKOPLATE/PERKO•KOTE Finish will remain corrosion-free under normal use and service, for a period as shown below from the original purchase date:

| | |
|---|--|
| Products installed by a manufacturer as original equipment | 1 year or duration of the manufacturer's general accessory warranty, whichever is longer |
| Commercial Products (and/or Products used in Commercial Service) and Searchlights | 1 Year |
| Products not included above and which are purchased over-the-counter at a retail dealer | 5 Years |

ALL IMPLIED WARRANTIES, INCLUDING MERCHANTABILITY, ARE ALSO LIMITED IN DURATION TO THE WARRANTY PERIOD FROM THE ORIGINAL PURCHASE DATE.

PERKO SHALL NOT BE LIABLE FOR LOSS OF USE OF ANY OF ITS PRODUCTS, NOR FOR OTHER INCIDENTAL OR CONSEQUENTIAL COSTS, EXPENSES, OR DAMAGES INCURRED BY THE ORIGINAL PURCHASER OR BY ANY OTHER PERSON.

SOME STATES DO NOT ALLOW LIMITATIONS ON HOW LONG AN IMPLIED WARRANTY LASTS, SO THE ABOVE LIMITATION MAY OR MAY NOT APPLY TO YOU. SOME STATES DO NOT ALLOW THE EXCLUSION OR LIMITATION OF INCIDENTAL OR CONSEQUENTIAL DAMAGES, SO THE ABOVE LIMITATION OR EXCLUSION MAY OR MAY NOT APPLY TO YOU.

This warranty is void if the product warranted has been damaged by accident or unreasonable use, neglect, improper service or other cause not arising out of defects in material or workmanship. Excluded from this warranty are Electric Light Bulbs (lamps), Sealed Beam Units and Fuses.

During the warranty period, your PERKO product will either be repaired or it will be replaced with a like product (at PERKO's option) without charge to the original consumer-purchaser, when returned prepaid and insured, with proof-of-purchase date to PERKO at our Factory in Miami, FL. In the event of replacement, the replacement product will continue the warranty of the original product, or ninety (90) days, whichever is longer. **Important: For this Warranty to be effective PERKO must be supplied with Proof-Of-Purchase date of the product.**

PERKO does not authorize any person or company to create for it any other obligation or liability in connection with any of its products.

DESIGNS

For the purpose of constant improvement in our products, the designs and specifications are subject to change without notice.

RETURN GOODS

Products made to order are not returnable. Stock products in new, saleable condition are only returnable when permission has been granted by us, and are subject to handling and repackaging charges. Return shipping charges must be prepaid. Purchase date and invoice number are required when requesting an R.G.A. (Return Goods Authorization) number. Permission must be requested within 30 days after receipt of goods.

WEIGHTS

The weights given in this catalog are approximate, but should be sufficient for general purposes.

SHIPPING INSTRUCTIONS

Customers should send specific shipping instructions; otherwise, we will use our own judgement in selecting route.

SHIPMENTS

EO.B. our plant, Miami, Florida, unless quoted otherwise. We are not responsible for damage, loss or delay after goods are delivered to carrier. When loss or delay occurs, we will gladly assist in tracing or expediting, but such assistance is no criterion of responsibility.

When there is **loss or apparent visible damage** to a shipment, when tendered for delivery, **do not** give the carrier a clear receipt. Note such damage on the carrier's delivery receipt and **have the driver sign the receipt.**

CONCEALED DAMAGE OR LOSS

1. Advise the delivering carrier in writing as soon as discovered or at least no more than 15 days after delivery, and request carrier to make an inspection.
2. **Retain** for the carrier's inspection, the **container and all packaging** that the damaged or lost material was packaged in.
3. **Shortages** - Must be reported to us within 15 days after receipt of goods.

Our Modern Self-Contained Facility

***425,000 Sq. Ft. Home of PERKO, Inc.
Located on 16 Acres in Miami, Florida***



***Computerized
Tool & Die Dept.***



***Finished Goods
Inventory***



***Quality Control Lab
Atomic Absorption Spectrophotometry***



Our Modern, Self-Contained, Vertically

Die Cast Department

***State-of-the-Art
Sand Cast Foundry***

***CNC Drilling And
Tapping Centers***

***Searchlight
Department***

***Mechanical Power Press
Department***

Integrated Manufacturing Facility

***Plastic Injection Molding
Department***

***Battery Switch Assembly
Department***

***PERKOPLATE
Plating Department***

***Ultrasonic Bonding of
Navigation Light Lenses***

CNC Machining Center

REGIONAL SALES REPRESENTATIVES

NORTHWEST

ALBERTA, ALASKA, BRITISH COLUMBIA, IDAHO, MONTANA, OREGON, WASHINGTON, WYOMING

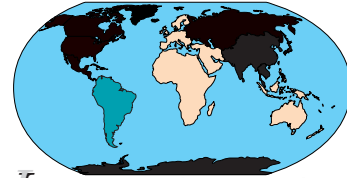
West-Line Marine Sales Co.
Mail: P.O. Box 1564, Lake Oswego, 97035
Shipping: 16598 72nd Ave., Portland, OR 97224
Phone: 503-639-5275/Fax: 503-684-6399
E-Mail: westline@verizon.net

BILL PASCHALL
West-Line Marine Sales Co.
P.O. Box 3369, Redmond, WA 98073
Phone: 425-883-4115/Fax: 425-885-1695
E-Mail: jawede@msn.com
JOHN WEDEBERG

West-Line Marine Sales Co.
P.O. Box 481, Anacortes, WA 98221
Phone: 360-293-5563/Fax: 360-293-6657
email: billryan15@aol.com
BILL RYAN

West-Line Marine Sales Co.
Mail: P.O. Box 1564, Lake Oswego, 97035
Phone/Fax: 541-469-4455
E-Mail: chuckchambers@charter.net
CHUCK CHAMBERS

COMMERCIAL PRODUCTS
B.A. Griffin Associates, Inc.
355 Grow Ave. N.W.
Bainbridge Island, WA 98110
Phone: 206-780-0509/Fax: 206-855-9080
E-Mail: bagriffin@griffinassociates.com
BARRY GRIFFIN



INTERNATIONAL 1

EUROPE, SO. EAST ASIA, AFRICA, MIDDLE EAST & AUSTRALIA
Greenwich Trading Co.

Head Office
256 Post Rd. East, Suite 205
Westport, CT 06880
Phone: 203-226-9697/Fax: 203-226-9935
E-Mail: sales@greenwichtrade.com
DANIEL J. LYONS & DANILLO CAMPOS

Greenwich Trading Co.
Northern European Office
Linnicher Strasse 33, D-52428
Jülich, Germany, Phone: 49.2461.346915
Fax: 49.2461.346924
E-Mail: uwittfeld@greenwichtrade.com
ULRICH WITTFELD, DIPL-ING

Greenwich Trading Co.
Southern European Office
Via G. Cimabue, 1, 20052 Monza (MI) Italy
Home Phone: 39.2020093 Fax: 39.(039) 2849487
E-Mail: gscarpino@greenwichtrade.com
GIUSEPPE SCARPINO

Greenwich Trading Co.
Middle East Office
P.O. Box 61286 Jebel Ali Free Zone
Dubai, U.A.E.
Phone: 971.4.8813.167 Fax: 971.4.8813.168
E-Mail: hyusuf@greenwichtrade.com
HAKIM M. YUSUF

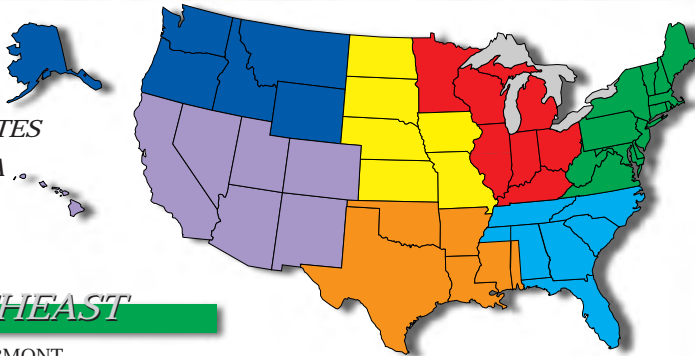
Greenwich Trading Co.
Florida Office
7812 N.W. 54th St., Miami, FL 33166
Phone: 305-593-5535/Fax: 305-593-5529
E-Mail: osocarras@greenwichtrade.com
OSCAR SOCARRAS

INTERNATIONAL 2

BERMUDA, MEXICO, CENTRAL & SOUTH AMERICA & THE CARIBBEAN
E&P Marine Inc.
2425 N.W. 33rd Ave., Miami, FL 33142
Phone: 305-634-6110/Fax: 305-634-1191
E-Mail: info@epmarine.com
PEDRO L. RODRIGUEZ, MIGUEL A. VASALLO, LARRY CORREA, LILLY DIAZ

For Information on all Export & Foreign Regions
Contact: Jose Martinez at Perko, Inc.

UNITED STATES & CANADA



NORTHEAST

NEW HAMPSHIRE, VERMONT, CONNECTICUT & COASTAL MAINE
CGW Associates
P.O. Box 414
Scituate, MA 02066
Phone: 781-545-3790/Fax: 781-545-0359
E-Mail: CGWCO@aol.com
CHARLES W. O'CONNOR

LONG ISLAND, NEW YORK, SO. MASS., RHODE ISLAND
CGW Associates
137 Brandt Island Road
Mattapoisett, MA 02739
Phone: 508-758-2980/Fax: 508-758-9705
E-Mail: CGWWO@aol.com
WAYNE OLIVIERA

MARYLAND, VIRGINIA
CGW Associates
1070 Ulmstead Circle, Arnold, MD 21012
Phone: 410-757-9630/Fax: 410-757-4365
E-Mail: KWCGW@aol.com
KEVIN WILLIAMS

CENT. MAINE, NO. MASS, PRINCE EDWARD ISLAND, NEW FOUNDLAND, NOVA SCOTIA & NEW BRUNSWICK
CGW Associates
4 King Street Ct., Rockport, MA. 01966
Phone: 978-546-2085 Fax: 978-546-5820
E-Mail: CGWJH@aol.com
JACK HOGAN

UPSTATE NEW YORK, DELAWARE, NEW JERSEY, PENNSYLVANIA
CGW Associates
301 Masters Dr. Blockwood, N.J. 08012
Phone: 856-227-9330 Fax: 856-227-8732
E-Mail: CGMM@aol.com
MIKE MACDONALD

ONTARIO, MANITOBA & QUEBEC CANADA
CGW Associates
42 Oakridge Rd, Barrie, ON Canada L4N5N8
Phone: 705-728-8151 Fax: 705-728-4327
E-Mail: dalford1@home.com
DAVE ALFORD

SOUTHEAST

NORTH CAROLINA
The Gartner Group
3313 Highway 70 East, New Bern, NC 28560
Phone: 252-633-1210/Fax: 252-633-1692
E-Mail: ken@thegartnergroup.com
E-Mail: leifr@thegartnergroup.com
KEN WILLIAMS & LEIF ERIKSSON

SOUTH CAROLINA & GEORGIA
The Gartner Group
1313 Woodpecker Lane
Hanahan, SC 29406
Phone: 843-797-3073/Fax: 843-764-3511
E-Mail: johnny@thegartnergroup.com
JOHNNY THOMERSON

FLORIDA PANHANDLE, TENNESSEE, MOST OF ALABAMA & NO. MISSISSIPPI
The Gartner Group
Mac-Hugh & Associates
9411 Raven Hollow Rd, Brentwood, TN 37027
Phone: 615-370-4132/Fax: 615-373-3867
E-Mail: bob@thegartnergroup.com
ROBERT TAYLOR

WESTERN & CENTRAL FLORIDA
The Gartner Group
3345 Park Grove Ct., Longwood, FL 32779
Phone: 407-333-1407/Fax: 407-805-9305
E-Mail: tripp@thegartnergroup.com
TRIPP HAMMACK

EASTERN & SOUTHERN FLORIDA
The Gartner Group
1779 N.E. 39th Court/ P.O. Box 50227
Pompano Beach, FL 33064
Phone: 954-781-4303/Fax: 954-781-4412
E-Mail: jay@thegartnergroup.com
JAY BARNES

MIDWEST 1

MISSOURI, IOWA, NO. & SO. DAKOTA & NEBRASKA
Midwestern Sales Co., Inc.
9849 Briar Drive, Overland Park, KS 66207
Phone: 913-649-1270/Fax: 913-648-2885
E-Mail: MWS2000@swbell.net
DENNIS WILLS

KANSAS & SO. MISSOURI
Midwestern Sales Co., Inc.
17499 Ostrich Drive, Lebanon, MO 65536
Phone/Fax: 417-533-5001
E-Mail: tsapkoms@webound.com
TERRY SAPKO

MIDWEST 2

MINNESOTA & WISCONSIN
Inland Marketing Associates, Inc.
570 West 78th St., P.O. Box 2001
Chanhassen, MN 55317
Phone: 952-937-2304/Fax: 952-937-2353
E-Mail: TedL@imarep.com
TED LAMSON

ILLINOIS, INDIANA & KENTUCKY
Inland Marketing Associates, Inc.
1071 Highland Ct./P.O. Box 414
Plymouth, IN 46563
Phone: 574-936-6972/Fax: 574-936-8248
E-Mail: eddiek@imarep.com
ED KUYKENDALL

MICHIGAN, OHIO
Inland Marketing Associates, Inc.
500 S. Washington/Suite 1
Royal Oak, MI 48067
Phone: 248-541-4404/Fax: 248-541-4405
E-Mail: bill@imarep.com
R. WILLIAM BURT

SOUTH CENTRAL

SO. CENTRAL TEXAS, OKLAHOMA, ARKANSAS
MAC-HUGH & Associates, Inc.
P.O. Box 383, LaPorte, TX 77572
Phone: 281-470-1872/Fax: 286-639-4599
email: mchugh12@bellsouth.net
HUGH W. MULHOLLAND

LOUISIANA, WESTERN ALABAMA, SO. MISSISSIPPI, SO. EAST ARKANSAS,
MAC-HUGH & Associates, Inc.
5540A Pepsi Street, Harahan, LA 70123
Phone: 504-734-9411/Fax: 504-734-5144
KYLE MCHUGH, BUZZ HUMPHREY, DAVID HILDRETH, GARRETT MCHUGH & KYLE MICHAEL MCHUGH, JR.

WEST

CALIFORNIA, NEVADA, UTAH, COLORADO, ARIZONA, NEW MEXICO HAWAII,
Pacific Marine Marketing, Inc.
3368 McGraw Lane, Lafayette, CA 94549
Phone: 925-284-4855/Fax: 925-284-4856
E-Mail: w.moors@att.net
WAYNE R. MOORS

DEALER PACKAGE PROGRAM

OUR ONGOING PROGRAM OF SERVICE AND SUPPORT BACKS OUR COMMITMENT TO INCREASED DEALER/DISTRIBUTOR SALES AND PROFITS. IT'S A PERKO PLUS!

AS YOU LOOK THROUGH THIS CATALOG YOU WILL SEE THE "DP" SYMBOL (SHOWN BELOW) THAT REPRESENTS OUR "DEALER PACKAGE" ITEMS. SEVERAL OF OUR DEALER PACK STYLES ARE REPRESENTED IN THE PICTURE BELOW

*UNDERWATER HARDWARE
HANG TAGS*

BLISTER PACK



SKIN PACK



CLAM SHELL



LED Step Plates
Page 168



Delta Series Universal Pole Light
Pages 36 & 37



LED Series Universal Pole Light
Pages 38 & 39



Gas, Diesel, Water & Waste Fills
Pages 147-154



Taller Bi-Color Pole Lights
Pages 16 & 17



Tower/Arch Mt Light
Page 45

LED Side Lights
Page 20



Remote Electric Control Searchlight
Page 85



LED Series Commercial Double Stack Lights
Pages 68 & 69



Battery Switch Cable Spacer
Pages 116-117

Clear Back Utility Light
Page 109



Flush Latch Set
Page 207

Flushing Water Strainer
Page 129



Self Adjusting Slam Latch
Page 204



Flush Mount Locks & Latches
Page 200



Gasket Kit for Deck Fills
Page 145



Replacement Globe & Collar Sets
Page 51

Lock Sets




Utility Lights



Flush Pulls



Camouflage Navigation Lights and Hardware
Pages 234-240



Navigation Lights



Pole Lights & Bases



Handles



Hinges



Hasps



Oarlocks & Sockets



The L.E.D. Family



Sailboats

Power Boats



Commercial Boats



Utility Lights

L.E.D. Navigation Lights For Power boats & Sailboats

- Long Life
- Low Energy Draw
- Low Heat
- Maintenance Free

STATE OF THE ART TECHNOLOGY . . .
.... CLASSIC STYLING

Navigation Lights for Vessels Under 20 Meters (65.6 ft.) in Length

Only PERKO Navigation Lights have gold plated contacts

Go for the Gold

Gold Contacts Offer:

- Improved Corrosion Resistance
- More Reliable Electrical Connections
- Long Life in Harsh Environments



Look for this Symbol Throughout the Catalog to Identify Products that have been Improved with Gold Plated Contacts

Navigation Lights for Vessels Under 20 Meters (65.6 ft.) in Length

NAVIGATION LIGHTS PICTURE TABLE OF CONTENTS

Navigation Lights for Vessels Under 20 Meters (65.6 ft.) in Length

Tri-Color Lights



Page 15

Removable Bi-Color Lights



Page 16

Removable Bi-Color Lights



Page 17

Bi-Color Lights



Page 18

Bi-Color Lights




Page 19

Vertical Mt. L.E.D Side Lights Bi-Color Lights




Page 20

Vertical Mt. Side Lights



Page 21

Vertical Mt. Side Lights



Page 22

Horiz. Mt. Side Lights



Page 23

Horiz. Mt. Side Lights



Page 24

Horiz. Mt. Side Lights



Page 25

Stern Lights



Page 26

Stern Lights



Page 27

Masthead Lights



Page 28

Masthead Lights




Page 29

Combo Masthead and All-Round Lights



Page 30

Combo Masthead and All-Round Lights



Page 31

Combo Masthead and All-Round Lights




Page 32

Combo Masthead and All-Round Lights



Page 33


Choosing a Replacement Pole Light



Page 34

NAVIGATION LIGHTS PICTURE TABLE OF CONTENTS

Alpha Series



Page 35

Delta Series



Pages 36-37

Omega Series L.E.D Pole Lights



Pages 38-39

Reduced Glare Pole Lights



Pages 40-43

White All-Round Pole Lights & Base Combos



Page 44

White All-Round Pole Lights



Page 45

White All-Round Lights



Page 46

White All-Round Lights



Page 47

Locking Collar Pole Light Bases



Pages 48-49

Threaded Collar Pole Light Bases



Page 50

Pole Light Accessories



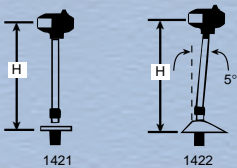
Page 51

Replacement Pole Light Bases




Pages 52-53

Navigation Light Vertical Heights



Pages 54-55

All-Round Lights



Page 56

European Style L.E.D. Lights



Page 57

European Style Navigation Lights



Pages 58-59

European Style Navigation Lights



Pages 60-61

Navigation Lights



Page 62

Navigation Lights



Page 63

Navigation Lights Spare Parts



Pages 64-65

Navigation Lights for Vessels Under 20 Meters (65.6 ft.) in Length

UNDERSTANDING NAVIGATION LIGHT CERTIFICATIONS

All U.S. registered vessels are subject to either the '72 COLREGS or the U.S. inland rules. Effective 11/1/03 this will mean that lights must meet one of 3 types of certification depending on the size of the vessel and the date it was manufactured.

LARGE BOATS OVER 20 METERS (65.6 FT.)

The U.S. Coast Guard is accepting lights that have passed the UL tests (UL Standard 1104) as meeting the '72 COLREGS and the U.S. Inland Rules for vessels over 20 meters (65.6 ft.). As the first domestic manufacturer to pass UL 1104, PERKO's lights can be installed on vessels over 20 meters (65.6 ft.). PERKO manufactures two sizes of lights for the large boat market. The first group of lights is for vessels between 20 meters and 50 meters. The second group includes larger lights and is for vessels over 20 meters (without an upper limit on length).

A brass tag is permanently affixed to the light indicating the type of light, catalog number, voltage and bulb types to install to meet the visibility requirements. It also states that the light is classified by UL in accordance with the '72 COLREGS. This is the only documentation needed by a vessel in this size range for navigation lights to certify light construction compliance with the '72 COLREGS and the U.S. Inland rules.




Look for this Icon to identify U.L. Classified Lights

SMALL BOATS (1) UNDER 20 METERS (65.6 FT.)

U.S. Requirements for smaller vessels are less strict and they differ depending on when the boat was built.

SMALL BOATS BUILT BEFORE 11/1/03

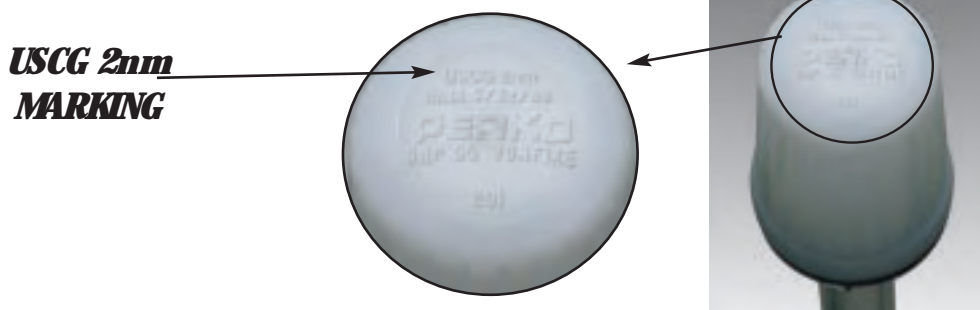
Lights for these boats must be manufactured in accordance with the American Boat and Yacht Council (A.B.Y.C.) Standard A-16. The primary means of certification recognized in the United States for lights for these boats is through the National Marine Manufacturers' Association (NMMA) certification procedure. USCG approved lights as described below are also approved for these applications. All PERKO small boat lights designed for use on boats built before 11/1/03 are certified under this NMMA Certification Procedure. All lights certified under this procedure are required to permanently carry the mark "A-16" visibly displayed when the light is installed.



Look for this Icon to identify A.B.Y.C. A-16 Certified Lights for replacement use only

SMALL BOATS BUILT AFTER 11/1/03

The only recognized means of certification of lights for these boats is the new USCG approval system. This system uses independent 3rd party USCG approved labs to conduct some of the tests required for the A-16 certification. On all USCG approved lights, the permanent markings USCG 1nm, USCG 2nm or USCG 3nm (depending on whether the light is a 1-mile, 2-mile or 3-mile light) must be visible when the light is installed. Note that certifications may vary with voltage (e.g. USCG approved for 12-volt and A-16 certified for 24-volt).



Look for this Icon to identify USCG Approved Lights

(1) Does not apply to vessels under 7 meters which are not powered

TRI-COLOR LIGHTS

PATENT No. 4,500,947

RED, GREEN AND CLEAR LENSES, 12 VOLT BULB INCLUDED

FIG. 0200 TAB TRI-COLOR/WHITE ALL ROUND LIGHT
CERTIFIED FOR USE ON VESSELS UNDER SAIL ALONE
UNDER 20 METERS (65.6 FT.) IN LENGTH



CONSTRUCTION:

- ★ BASE MOUNT
- ★ BLACK PLASTIC
- ★ 12, 24 OR 32 VOLT BULB INCLUDED



ORDERING INFORMATION

| Voltage | Vertical Height Inches | O.D. Base Inches | Dealer Pkg. - 5 Cards 1 Pc. per Card | Screw Size | Ship Wt. Carton Lbs. Dealer Pkg. |
|---------|------------------------|------------------|---|------------|-------------------------------------|
| 12 | 8-3/4 | 3-5/16 | 0200TABDP1 | 10 | 6.1 |
| 24 | 8-3/4 | 3-5/16 | 0200TABDP2 | 10 | 6.1 |
| 32 | 8-3/4 | 3-5/16 | 0200TABDP3* | 10 | 6.1 |

SPARE PARTS ORDERING INFORMATION

Spare Lens Assembly Part Numbers are Determined by Replacing the Last Three Digits of the Catalog Number with the Letters "LNS" (example: 0200TABLNS, for a Bi-Color Top Mount Lens Assembly).

Replacement Bulb Sockets: (single and bottom for double): 0093, (top for double): 0095.

Bulb Information Top Section: 12V: 037512V25W, 24V: 037524V25W and 32V: 037532V25W.

Bulb Information Bottom Section: 12V: 037512V10W, 24V: 037524V10W and 32V: 037532V10W.

NOTE: Fig. 0200TAB meets the USCG requirements for 12 & 24 volt applications.
*Fig. 0200TAB 32-volt can only be used for replacement lights as A.B.Y.C. A-16 certified lights on boats built prior to 11/1/03. To use as 12, 24 or 32-volt lights while maintaining the proper certifications, replace the bulbs provided as indicated above.



Fig. 0200 TAB

FIG. 1201 TRI-COLOR LIGHT
CERTIFIED FOR USE ON VESSELS UNDER SAIL ALONE
UNDER 12 METERS (39.4 FT.) IN LENGTH



CONSTRUCTION:

- ★ BLACK PLASTIC AND CHROME PLATED ZINC ALLOY TOP
- ★ BLACK PLASTIC BASE



ORDERING INFORMATION

| Vertical Height Inches | Dimensions Base Inches | Dealer Pkg. - 5 Cards 1 Pc. per Card | Screw Size | Ship Wt. Carton Lbs. Dealer Pkg. |
|------------------------|------------------------|---|------------|-------------------------------------|
| 3-1/4 | 1 x 2-5/8 | 1201DP0BLK | 8 | 2.1 |

SPARE PARTS ORDERING INFORMATION

Bi-Color Lens Set (Red/Green): 0268DP0LNS.

White Lenses (2 per card): 0278DP0WHT.

Bulbs (2 per card): 0071DP0CLR.

Top Cap with Screw: 1158DP0BLK.



Fig. 1201

NOTE: Fig. 1201 meets the USCG requirements for 12-volt applications. Fig. 1201 can also be used as 24-volt A.B.Y.C. A-16 certified light on boats built prior to 11/1/03. To use as 24-volt light while maintaining A-16 certification, replace the bulbs provided with Cat. No. 0072DP1CLR 24-volt bulbs. Contact us for 24 volt applications on new construction.

Navigation Lights for Vessels Under 20 Meters (65.6 ft.) in Length

REMOVABLE BI-COLOR POLE LIGHTS

PATENT No. 4,500,947

RED & GREEN LENSES, 12 VOLT BULB INCLUDED



FIGS. 1612 & 1614 - CERTIFIED FOR USE ON
SAIL OR POWER DRIVEN VESSELS
UNDER 12 METERS (39.4 FT.) IN LENGTH



CONSTRUCTION:

- ★ BLACK PLASTIC TOP
- ★ 3/4 INCH DIAMETER ANODIZED ALUMINUM TUBE
- ★ REQUIRES 2 PIN MOUNTING BASE



NEW TALLER VERSIONS

Removable bi-color lights on pages 16 and 17 are ideal for boats with casting decks on the bow. Unlike conventional bi-color lights that can stand as high as 2" above the deck, removable bi-color lights can be unplugged and stowed while fishing. This leaves only a small, flat topped base. New longer lengths are designed for use with larger trolling motors.



FIG. 1612
LOCKING
COLLAR POLES



FIG. 1614
THREADED
COLLAR POLES



LOCKING COLLAR

Compatible Base For
Fig. 1612



SMALL THREADED COLLAR

Compatible Bases For
Fig. 1614



ORDERING INFORMATION

| Collar Type | Pole Length Inches | Dealer Pkg. 5 Cards 1 Pc. per Card | OEM Bulk Pkg. 50 Pcs. | Screw Size | Ship Wt. Carton Lbs. DP/OEM Bulk |
|----------------|-----------------------|--|-----------------------------|---------------|--|
| Locking | 12 | 1612DP2BLK | 1612002BLK | 8 | 3.1/20.4 |
| Locking | 17-3/8 | 1612DP3BLK* | 1612003BLK* | 8 | 3.6/21.8 |
| Small Threaded | 12 | 1614DP2BLK | 1614002BLK | 8 | 3.1/20.4 |
| Small Threaded | 17-3/8 | 1614DP3BLK* | 1614003BLK* | 8 | 3.6/21.8 |

* New Item

BASES SOLD SEPARATELY

FOR ORDERING INFORMATION SEE PAGE 48 - 50

SPARE PARTS ORDERING INFORMATION

Bulbs (2 per card): 0071DP0CLR. Lens Set (Red/Green): 0283DPALNS.

NOTE: Figs. 1612 & 1614 meet the USCG requirements for 12-volt applications. They can also be used as 24-volt A.B.Y.C. A-16 certified lights on boats built prior to 11/1/03. To use as 24-volt lights while maintaining A-16 certification, replace the bulbs provided with Cat. No. 0072DP1CLR 24-volt bulbs. Contact us for 24 volt applications on new construction.

REMOVABLE BI-COLOR POLE AND UTILITY LIGHT

PATENT No. 4,500,947

RED & GREEN LENSES, 12 VOLT BULB INCLUDED

FIGS. 1211 & 1212 - CERTIFIED FOR USE ON SAIL OR POWER DRIVEN VESSELS UNDER 12 METERS (39.4 FT.) IN LENGTH

FIGS. 1421 & 1422 - CERTIFIED FOR USE ON POWER DRIVEN VESSELS UNDER 20 METERS (65.6 FT.) IN LENGTH

CONSTRUCTION:

- ★ BLACK PLASTIC TOP
- ★ 3/4 INCH DIAMETER ANODIZED ALUMINUM TUBE
- ★ DECK ILLUMINATING UTILITY LIGHT
- ★ STOW-A-WAY PLUG-IN TYPE POLE
- ★ REQUIRES 3 PIN MOUNTING BASE



NEW TALLER VERSION



FIG. 1211
0° Rake



FIG. 1212
5° Rake



FIG. 1421
0° Rake

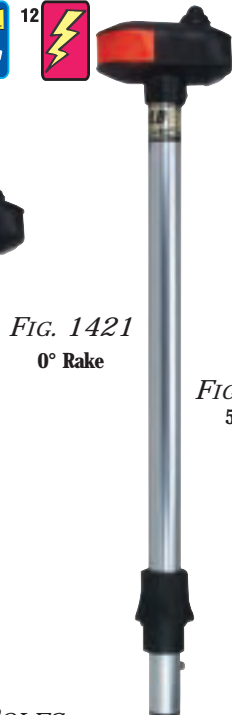


FIG. 1421
0° Rake

FIG. 1422
5° Rake



LOCKING COLLAR POLES



ORDERING INFORMATION


| Pole Rake | Pole Length Inches | Dealer Pkg. 5 Cards 1 Pc. per Card | OEM Bulk Pkg. 50 Pcs. | Screw Size | Ship Wt. Carton Lbs. DP/OEM Bulk |
|-----------|--------------------|------------------------------------|-----------------------|------------|----------------------------------|
| 0° | 12-1/2 | 1211DP2CHR | 1211002CHR | 8 | 3.4/23.6 |
| 5° | 12-1/2 | 1212DP2CHR | 1212002CHR | 8 | 3.4/23.6 |
| 0° | 12 | 1421DP2CHR | 1421002CHR | 8 | 2.9/21.0 |
| 0° | 17-1/4 | 1421DP3CHR* | 1421003CHR* | 8 | 3.2/23.5 |
| 5° | 12 | 1422DP2CHR | 1422002CHR | 8 | 2.9/21.0 |

* New Item

BASES SOLD SEPARATELY
FOR ORDERING INFORMATION SEE PAGE 48 - 50

SPARE PARTS ORDERING INFORMATION

Bulbs for Figs. 1211 & 1212 (2 per card): 0071DP0CLR. Bulbs for Figs. 1421 & 1422 (2 per card): 0071DP0CLR.
Utility Light Bulb: 0064000CLR. Lens Set Figs. 1211 & 1212 (Red/Green): 0268DP0LNS.
Lens Set Figs. 1421 & 1422 (Black Top with Red/Green Lens Welded on): 0241DP0LNS.



Featuring
DECK ILLUMINATING UTILITY LIGHT in the Rear Section of the Top, Controlled by a Switch Located on the Top Cover.



LOCKING COLLAR

Compatible Bases For Figs. 1211 & 1421



Compatible Base For Figs. 1212 & 1422



Navigation Lights for Vessels Under 20 Meters (65.6 ft.) in Length

HORIZONTAL MOUNT BI-COLOR LIGHTS

PATENT No. 4,500,947

RED AND GREEN LENSES, 12 VOLT BULB INCLUDED

FIG. 0229 - CERTIFIED FOR USE ON POWER DRIVEN VESSELS UNDER 20 METERS (65.6 FT.) IN LENGTH



FIG. 0229
CHROME TOP

CONSTRUCTION:

- ★ CHROME PLATED BRONZE TOP WITH BLACK PLASTIC BASE
- ★ ONE PIECE LENS/BASE ASSEMBLY
- ★ INCLUDES MOUNTING GASKET



ORDERING INFORMATION

| Finish | Length Inches | Width Inches | Vertical Height Inches | Dealer Pkg. 5 Cards 1 Pc. per Card | OEM Bulk Pkg. 50 Pcs. | Screw Size | Ship Wt Carton Lbs DP/OEM Bulk |
|--------|------------------|-----------------|------------------------------|--|-----------------------------|---------------|--------------------------------------|
| Chrome | 4 | 3 | 7/8 | 0229DP0CHR | 0229000CHR | 8 | 2.7/19.6 |

SPARE PARTS ORDERING INFORMATION

Black Base with Lens Assembly (Red/Green): 0229DP0LNS.
Bulbs (2 per card): 0071DP0CLR. Socket Assembly: 022900099A.

Navigation Lights for Vessels Under 20 Meters (65.6 ft.) in Length



FIG. 0227
CHROME TOP

Fig. 0227 - CERTIFIED FOR USE ON POWER DRIVEN VESSELS UNDER 20 METERS (65.6 FT.) IN LENGTH

CONSTRUCTION:

- ★ CHROME PLATED ZINC ALLOY TOP WITH BLACK PLASTIC BASE



ORDERING INFORMATION

| Finish | Length Inches | Width Inches | Vertical Height Inches | Dealer Pkg. 5 Cards 1 Pc. per Card | OEM Bulk Pkg. 50 Pcs. | Screw Size | Ship Wt Carton Lbs DP/OEM Bulk |
|--------|------------------|-----------------|------------------------------|--|-----------------------------|---------------|--------------------------------------|
| Chrome | 3-1/4 | 2-5/16 | 5/8 | 0227DP0CHR | 0227000CHR | 8 | 2.0/15.1 |

SPARE PARTS ORDERING INFORMATION

Bulbs (2 per card): 0071DP0CLR. Lens (Red/Green): 0227DP0LNS.
Black Base with Socket Assembly: 022700099A.



FIG. 0252
CHROME TOP

FIG. 0252 - CERTIFIED FOR USE ON POWER DRIVEN VESSELS UNDER 20 METERS (65.6 FT.) IN LENGTH

CONSTRUCTION OPTIONS:

- ★ CHROME PLATED BRONZE TOP WITH BLACK PLASTIC BASE
- ★ ALL BLACK PLASTIC
- ★ ALL WHITE PLASTIC



ORDERING INFORMATION

| Finish | Length Inches | Width Inches | Vertical Height Inches | Dealer Pkg. 5 Cards 1 Pc. per Card | OEM Bulk Pkg. 25 Pcs. | Screw Size | Ship Wt. Carton Lbs. DP/OEM Bulk |
|--------|------------------|-----------------|------------------------------|--|-----------------------------|---------------|--|
| Chrome | 3-1/2 | 2-1/4 | 13/16 | 0252MB0DP1 | 0252MB012V | 8 | 2.0/7.9 |
| Black | 3-1/2 | 2-1/4 | 13/16 | 0252BB0DP1 | 0252BB012V | 8 | 1.3/4.2 |
| White | 3-1/2 | 2-1/4 | 13/16 | 0252WB0DP1 | 0252WB012V | 8 | 1.3/4.2 |

SPARE PARTS ORDERING INFORMATION

Bulbs (2 per card): 0071DP0CLR. Lens (Red/Green): 0247DP0LNS.
Black Base with Socket Assembly: 0114000BLK. White Base with Socket Assembly: 0114000WHT.

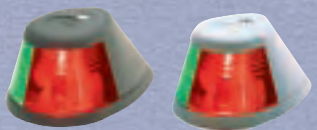


FIG. 0252 BLACK FIG. 0252 WHITE

NOTE: The above lights meet the USCG requirements for 12-volt applications. They can also be used as 24-volt A.B.Y.C. A-16 certified lights on boats built prior to 11/1/03. To use as 24-volt lights while maintaining A-16 certification, replace the bulbs provided with Cat. No. 0072DP1CLR 24-volt bulbs. Contact us for 24 volt applications on new construction.

HORIZONTAL MOUNT BI-COLOR LIGHTS

PATENT NO. 4,500,947

RED AND GREEN LENSES, 12 VOLT BULB INCLUDED

FIGS. 1310/1161 - CERTIFIED FOR USE ON POWER DRIVEN VESSELS UNDER 12 METERS (39.4 FT.) IN LENGTH



CONSTRUCTION:

★ BLACK PLASTIC BASE

FIG. 1310 - CHROME PLATED ZINC ALLOY TOP

FIG. 1161 - CHROME PLATED BRONZE TOP




ORDERING INFORMATION

| Dimensions Base Inches | Vertical Height Inches | Dealer Pkg. 5 Cards 1 Pc. per Card | OEM Bulk Pkg. 50 Pcs. | Screw Size | Ship Wt. Carton Lbs. DP/OEM Bulk |
|------------------------------|------------------------------|--|-----------------------------|---------------|--|
| 4 x 3-1/8 | 1 | 1310DP0CHR | 1310000CHR | 8 | 2.5/20.7 |
| 4 x 3-1/8 | 1 | 1161DP0CHR | 1161000CHR | 8 | 3.3/27 |

SPARE PARTS ORDERING INFORMATION

Bulbs (2 per card): 0071DP0CLR.
Lens Set (Red/Green): 0283DPALNS.
Base with Socket Assembly: 0136.



FIGS. 1310 & 1161



FIG. 0972 - CERTIFIED FOR USE ON SAIL OR POWER DRIVEN VESSELS UNDER 12 METERS (39.4 FT.) IN LENGTH



CONSTRUCTION:

★ CHROME PLATED BRASS TOP WITH BLACK PLASTIC BASE



ORDERING INFORMATION

| O.D. Length Inches | Vertical Height Inches | Dealer Pkg. 5 Cards 1 Pc. per Card | OEM Bulk Pkg. 25 Pcs. | Screw Size | Ship Wt. Carton Lbs. DP/OEM Bulk |
|--------------------------|------------------------------|--|-----------------------------|---------------|--|
| 2-3/8 | 7/8 | 0972DP0CHR | 0972000CHR | 4 | 1.1/4.5 |

SPARE PARTS ORDERING INFORMATION

Bulbs (2 per card): 0071DP0CLR. Base with Socket Assembly: 0135.
Lens Set, Old Style Open Top (Red/Green): 0296DP0LNS.
Lens Set, New Style Closed Top (Red/Green): 0297DP0LNS.



FIG. 0972



FIG. 0904 - CERTIFIED FOR REPLACEMENT USE ONLY ON SAIL OR POWER DRIVEN VESSELS UNDER 12 METERS (39.4 FT.) IN LENGTH



CONSTRUCTION:

★ CHROME PLATED BRASS TOP WITH BLACK PLASTIC BASE



ORDERING INFORMATION

| Length Inches | Width Inches | Vertical Height Inches | Dealer Pkg. - 5 Cards 1 Pc. per Card | Screw Size | Ship Wt. Carton Lbs. Dealer Pkg. |
|------------------|-----------------|------------------------------|---|---------------|--|
| 4-1/4 | 2-1/8 | 7/8 | 0904DP0CHR | 4 | 1.6 |

SPARE PARTS ORDERING INFORMATION

Bulbs (2 per card): 0071DP0CLR. Lens Set (Red/Green): 0296DP0LNS.
Base with Socket Assembly: 0107.




FIG. 0904

NOTE: The Figs 1310, 1161 & 0972 meet the USCG requirements for 12-volt applications. All of the above can also be used as 24-volt A.B.Y.C. A-16 certified lights on boats built prior to 11/1/03. To use as 24-volt lights while maintaining A-16 certification, replace the bulbs provided with Cat. No. 0072DP1CLR 24-volt bulbs. Contact us for 24 volt applications on new construction.

Navigation Lights for Vessels Under 20 Meters (65.6 ft.) in Length

BI-COLOR LIGHT AND L.E.D. SIDE LIGHTS

PATENT No. 4,500,947

RED AND GREEN LENSES, 12 VOLT BULB INCLUDED



FIG. 1218

FIG. 1218 - CERTIFIED FOR REPLACEMENT USE ONLY ON POWER DRIVEN VESSELS UNDER 12 METERS (39.4 FT.) IN LENGTH

CONSTRUCTION:

- ★ CHROME PLATED ZINC ALLOY WITH FLAG STAFF SOCKET
- ★ HORIZONTAL MOUNT



ORDERING INFORMATION

| Dimensions Base Inches | Vertical Height Inches | I.D. Socket Inches | Dealer Pkg. - 5 Cards 1 Pc. per Card | Screw Size | Ship Wt. Carton Lbs. Dealer Pkg. |
|------------------------------|------------------------------|--------------------------|---|---------------|--|
| 6-3/4 x 3-7/8 | 1-5/8 | 3/4 | 1218DP0CHR | 8 | 5.2 |

SPARE PARTS ORDERING INFORMATION

Bulbs (2 per card): 0071DP0CLR. Lens Set (Red/Green): 0259DPALNS.
Socket Assembly: 1218DP099A.

Navigation Lights for Vessels Under 20 Meters (65.6 ft.) in Length

VERTICAL MOUNT L.E.D. SIDE LIGHTS



FIG. 0602 CHROME



FIG. 0602 WHITE



FIG. 0602 BLACK

FIG. 0602 - CERTIFIED FOR USE ON POWER DRIVEN VESSELS UNDER 20 METERS (65.6 FT.) IN LENGTH

CONSTRUCTION OPTIONS:

- ★ CHROME PLATED BRONZE
- ★ WHITE EPOXY COATED BRONZE
- ★ BLACK PLASTIC
- ★ VERTICAL MOUNT
- ★ LOW PROFILE - SMALL SIZE

L.E.D. FEATURES

- ★ USES 10% OF THE ENERGY DRAW OF STANDARD LIGHTS
- ★ LOW HEAT
- ★ LONG LIFE
- ★ WATER RESISTANT



ORDERING INFORMATION

| Finish | Voltage | Length Inches | Width Inches | Projection Overall Inches | Dealer Pkg. 1 Card 1 Pair per Card | OEM Bulk Package 1 Pair | Screw Size | Ship Wt. Carton Lbs. DP/OEM Bulk |
|---------------|---------|------------------|-----------------|---------------------------------|--|-------------------------------|---------------|--|
| Chrome | 12 | 3-1/4 | 2 | 1-1/8 | 0602DP1CHR | 0602001CHR | 8 | 1.0/0.6 |
| White | 12 | 3-1/4 | 2 | 1-1/8 | 0602DP1WHT | 0602001WHT | 8 | 1.0/0.6 |
| Chrome | 24 | 3-1/4 | 2 | 1-1/8 | 0602DP2CHR | 0602002CHR | 8 | 1.0/0.6 |
| White | 24 | 3-1/4 | 2 | 1-1/8 | 0602DP2WHT | 0602002WHT | 8 | 1.0/0.6 |
| Black Plastic | 12 | 3-1/4 | 2 | 1-1/8 | 0602DP1BLK* | 0602001BLK* | 8 | 1.0/0.6 |
| Black Plastic | 24 | 3-1/4 | 2 | 1-1/8 | 0602DP2BLK* | 0602002BLK* | 8 | 1.0/0.6 |

* New Item

VERTICAL MOUNT SIDE LIGHTS

FIG. 0254 - CERTIFIED FOR USE ON
POWER DRIVEN VESSELS
UNDER 20 METERS (65.6 FT.) IN LENGTH



CONSTRUCTION OPTIONS:

- ★ CHROME PLATED BRONZE WITH BLACK PLASTIC BASE
- ★ ALL BLACK PLASTIC
- ★ ALL WHITE PLASTIC

ORDERING INFORMATION

| Finish | Length Inches | Width Inches | Projection Overall Inches | Dealer Pkg. | OEM | Screw Size | Ship Wt. Carton Lbs. DP/OEM Bulk |
|--------|------------------|-----------------|---------------------------------|----------------------------|----------------------|---------------|--|
| | | | | 5 Cards 1 Pair per Card | Bulk Pkg. 10 Pair | | |
| Chrome | 3-1/2 | 2-1/4 | 7/8 | 0254M00DP1 | 0254M0012V | 8 | 3.4/5.6 |
| Black | 3-1/2 | 2-1/4 | 7/8 | 0254B00DP1 | 0254B0012V | 8 | 2.4/3.5 |
| White | 3-1/2 | 2-1/4 | 7/8 | 0254W00DP1 | 0254W0012V | 8 | 2.4/3.5 |

SPARE PARTS ORDERING INFORMATION

Green Lens Only: 0277DPGLNS. Red Lens Only: 0277DPRLNS.
12 Volt Bulbs (2 per card): 0071DP8CLR. 24 Volt Bulbs (2 per card): 0072DP8CLR.
Base with Socket Assembly: 0254BLK/WHT99A.


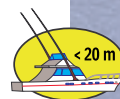


FIG. 0254
CHROME

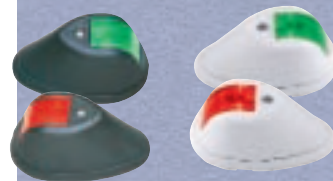


FIG. 0254
BLACK

FIG. 0254
WHITE



FIG. 0955 - CERTIFIED FOR USE ON
SAIL OR POWER DRIVEN VESSELS
UNDER 12 METERS (39.4 FT.) IN LENGTH

CONSTRUCTION:

★ CHROME PLATED BRASS TOP WITH BLACK PLASTIC BASE



ORDERING INFORMATION

| Length Inches | Width Inches | Projection Overall Inches | Dealer Pkg. | OEM | Screw Size | Ship Wt. Carton Lbs. DP/OEM Bulk |
|------------------|-----------------|---------------------------------|----------------------------|----------------------|---------------|--|
| | | | 5 Cards 1 Pair per Card | Bulk Pkg. 10 Pair | | |
| 4-1/4 | 2-3/8 | 5/8 | 0955DP0CHR | 0955000CHR | 4 | 2.8/4.7 |

SPARE PARTS ORDERING INFORMATION

Green Side Light Only: 0955G00CHR. Red Side Light Only: 0955R00CHR.
Base with Socket Assembly: 095500099A. Lens Set (1-Red & 1-Green): 0260DP0LNS.
Bulbs (2 per card): 0071DP0CLR.




FIG. 0955



FIG. 1264 - CERTIFIED FOR REPLACEMENT USE ONLY ON
POWER DRIVEN VESSELS
UNDER 12 METERS (39.4 FT.) IN LENGTH

CONSTRUCTION:

★ CHROME PLATED ZINC ALLOY
WITH BLACK VINYL MOUNTING GASKET



ORDERING INFORMATION

| Length Inches | Width Inches | Projection Overall Inches | Dealer Pkg. | Screw Size | Ship Wt. Carton Lbs. Dealer Pkg. |
|------------------|-----------------|---------------------------------|----------------------------|---------------|--|
| | | | 5 Cards 1 Pair per Card | | |
| 5-1/2 | 3-1/8 | 1-3/4 | 1264DP0CHR | 8 | 6.6 |

SPARE PARTS ORDERING INFORMATION

Green Side Light Only: 1264G00CHR. Red Side Light Only: 1264R00CHR.
Lens Set (Red/Green): 1264DP0LNS. Socket Assembly: 1264DP099A.
Bulbs (2 per card): 0071DP0CLR.



FIG. 1264



NOTE: Figs. 0254 & 0955 meet the USCG requirements for 12-volt applications. All of the above can also be used as 24-volt A.B.Y.C. A-16 certified lights on boats built prior to 11/1/03. To use as 24-volt lights while maintaining A-16 certification, replace the bulbs provided for Figs. 0955 & 1264 with Cat. No. 0072DP1CLR 24 volt bulbs. For Fig. 0254 replace the bulbs provided with 0072DP8CLR. Contact us for 24 volt applications on new construction.

VERTICAL MOUNT SIDE LIGHTS

RED AND GREEN LENSES, 12 VOLT OR 24 VOLT BULBS INCLUDED

FIG. 0120



FIG. 0120 - CERTIFIED FOR USE ON
SAIL OR POWER DRIVEN VESSELS
UNDER 12 METERS (39.4 FT.) IN LENGTH (12 VOLTS)




CONSTRUCTION OPTIONS:

- ★ CHROME PLATED BRASS TOP WITH BLACK PLASTIC BASE
- ★ ALL BLACK PLASTIC
- ★ ALL WHITE PLASTIC




FIGS. 0120MSD
0170MSD

FIGS. 0120MPO
0170MPO



FIGS. 0120BSD
0170BSD

FIGS. 0120BPO
0170BPO



FIGS. 0120WSD
0170WSD

FIGS. 0120WPO
0170WPO

DIMENSIONS



| Ht. Overall Inches | Proj. Overall Inches | Width Inches | Screw Size |
|-----------------------|-------------------------|-----------------|---------------|
| 3-5/8 | 2-1/2 | 4-1/8 | 10 |

FIG. 120 ORDERING INFORMATION - 12 VOLT

| Description | Dealer Pkg. 5 - Cards 1 Pc. per Card | OEM Bulk Pkg 5 Pcs. | Ship Wt. Carton Lbs. Std Pkg/DP/OEM Bulk |
|----------------------|--|------------------------|--|
| Chrome | | | |
| Red Side Light | 0120MP0DP1 | 0120MP012V | --/2.5/2.5 |
| Green Side Light | 0120MSDDP1 | 0120MSD12V | --/2.5/2.5 |
| Black Plastic | | | |
| Red Side Light | 0120BP0DP1 | 0120BP012V* | 0.5/2.3/-- |
| Green Side Light | 0120BSDDP1 | 0120BSD12V* | 0.5/2.3/-- |
| White Plastic | | | |
| Red Side Light | 0120WP0DP1 | 0120WP012V | --/2.3/2.3 |
| Green Side Light | 0120WSDDP1 | 0120WSD12V | --/2.3/2.3 |

* Available Std Pkg 1 Pc Only.

FIG. 0170



FIG. 0170 - CERTIFIED FOR USE ON
SAIL OR POWER DRIVEN VESSELS
UNDER 20 METERS (65.6 FT.) IN LENGTH
(12 OR 24 VOLTS)



FIG. 0170 ORDERING INFO - 12 VOLT

FIG. 0170 ORDERING INFO - 24 VOLT

| Description | Dealer Pkg. | | Ship Wt. Carton Lbs. DP/OEM Bulk | Dealer Pkg. | | Ship Wt. Carton Lbs. DP/Std Pkg. |
|----------------------|-----------------------------|-----------------------|--|-----------------------------|---------------|--|
| | 5 - Cards 1 Pc. per Card | OEM Bulk Pkg 5 Pcs | | 5 - Cards 1 Pc. per Card | Std Pkg 1 Pc. | |
| Chrome | | | | | | |
| Red Side Light | 0170MP0DP1 | 0170MP012V | 2.5/2.5 | 0170MP0DP2 | 0170MP024V | 2.5/0.6 |
| Green Side Light | 0170MSDDP1 | 0170MSD12V | 2.5/2.5 | 0170MSDDP2 | 0170MSD24V | 2.5/0.6 |
| Black Plastic | | | | | | |
| Red Side Light | 0170BP0DP1 | 0170BP012V | 2.3/2.3 | 0170BP0DP2 | 0170BP024V | 2.3/0.5 |
| Green Side Light | 0170BSDDP1 | 0170BSD12V | 2.3/2.3 | 0170BSDDP2 | 0170BSD24V | 2.3/0.5 |
| White Plastic | | | | | | |
| Red Side Light | 0170WP0DP1 | 0170WP012V | 2.3/2.3 | 0170WP0DP2 | 0170WP024V | 2.3/0.5 |
| Green Side Light | 0170WSDDP1 | 0170WSD12V | 2.3/2.3 | 0170WSDDP2 | 0170WSD24V | 2.3/0.5 |



Versions Available See Page 57

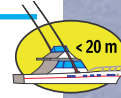
Note: See Pages 58 & 59 for Complete Series and Spare Parts Ordering Information.

Navigation Lights for Vessels Under 20 Meters (65.6 ft.) in Length

HORIZONTAL MOUNT SIDE LIGHTS

RED AND GREEN LENSES, 12 VOLT BULBS INCLUDED

FIG. 0232 - CERTIFIED FOR USE ON
POWER DRIVEN VESSELS
UNDER 20 METERS (65.6 FT.) IN LENGTH



- CONSTRUCTION:**
- ★ CHROME PLATED BRONZE TOP WITH BLACK PLASTIC BASE
 - ★ ONE PIECE LENS/BASE ASSEMBLY
 - ★ INCLUDES MOUNTING GASKET



FIG. 0232



ORDERING INFORMATION

| Finish | Length | Width | Vertical | Dealer Pkg. | OEM | Screw | Ship Wt. |
|--------|--------|--------|----------|-------------|------------|-------|-------------|
| | Inches | Inches | Height | 5 Cards | Bulk Pkg. | | Carton Lbs. |
| Chrome | 4 | 3 | 7/8 | 0232DP0CHR | 0232000CHR | 8 | 4.8/19.3 |

SPARE PARTS ORDERING INFORMATION

Lens & Base Assy (Green): 0232DPGLNS. Lens & Base Assy (Red): 0232DPRLNS.
Bulbs (2 per card): 0071DP0CLR. Black Base with Socket Assembly: 022900099A.

FIG. 0228 - CERTIFIED FOR USE ON
POWER DRIVEN VESSELS
UNDER 20 METERS (65.6 FT.) IN LENGTH



- CONSTRUCTION:**
- ★ CHROME PLATED ZINC ALLOY TOP WITH BLACK PLASTIC BASE



FIG. 0228



ORDERING INFORMATION

| Length | Width | Vertical | Dealer Pkg. | OEM | Screw | Ship Wt. |
|--------|--------|----------|-------------|------------|-------|-------------|
| | | | 5 Cards | Bulk Pkg. | | Carton Lbs. |
| 3-1/4 | 2-5/16 | 5/8 | 0228DP0CHR | 0228000CHR | 8 | 3.7/15.1 |

SPARE PARTS ORDERING INFORMATION

Green Lens: 0228DPGLNS. Red Lens: 0228DPRLNS.
Black Base with Socket Assembly: 022700099A. Bulbs (2 per card): 0071DP0CLR.



NOTE: The above lights meet the USCG requirements for 12-volt applications. All the above can also be used as 24-volt A.B.Y.C. A-16 certified lights on boats built prior to 11/1/03. To use as 24-volt lights while maintaining A-16 certification, replace the bulbs provided with Cat. No. 0072DP1CLR 24-volt bulbs. Contact us for 24 volt applications on new construction.

HORIZONTAL MOUNT SIDE LIGHTS

RED AND GREEN LENSES, 12 VOLT BULBS INCLUDED



FIG. 0253 - CERTIFIED FOR USE ON
POWER DRIVEN VESSELS
UNDER 20 METERS (65.6 FT.) IN LENGTH

FIG. 0253
CHROME



CONSTRUCTION OPTIONS:

- ★ CHROME PLATED BRONZE TOP WITH BLACK PLASTIC BASE
- ★ ALL BLACK PLASTIC
- ★ ALL WHITE PLASTIC



FIG. 0253
WHITE

FIG. 0253
BLACK

ORDERING INFORMATION



| Finish | Length Inches | Width Inches | Vertical Height Inches | Dealer Pkg. 5 Cards 1 Pair per Card | OEM Bulk Pkg. 10 Pair | Screw Size | Ship Wt. Carton Lbs. DP/OEM Bulk |
|--------|------------------|-----------------|------------------------------|---|-----------------------------|---------------|--|
| Chrome | 3-1/2 | 2-1/4 | 13/16 | 0253M00DP1 | 0253M0012V | 8 | 3.8/6.4 |
| Black | 3-1/2 | 2-1/4 | 13/16 | 0253B00DP1 | 0253B0012V | 8 | 2.2/3.2 |
| White | 3-1/2 | 2-1/4 | 13/16 | 0253W00DP1 | 0253W0012V | 8 | 2.2/3.3 |

SPARE PARTS ORDERING INFORMATION

Green Lens Only: 0273DPGLNS.
Red Lens Only: 0273DPRLNS.
Base with Socket Assembly: 0114000BLK/WHT.
Bulbs (2 per card): 0071DP0CLR.

Navigation Lights for Vessels Under 20 Meters (65.6 ft.) in Length



FIG. 0963 - CERTIFIED FOR USE ON
SAIL OR POWER DRIVEN VESSELS
UNDER 12 METERS (39.4 FT.) IN LENGTH



CONSTRUCTION:

- ★ CHROME PLATED BRASS TOP WITH BLACK PLASTIC BASE



FIG. 0963

ORDERING INFORMATION



| O.D. Base Inches | Vertical Height Inches | Dealer Pkg. 5 Cards 1 Pair per Card | OEM Bulk Pkg. 10 Pair | Screw Size | Ship Wt. Carton Lbs. DP/OEM Bulk |
|------------------------|------------------------------|---|-----------------------------|---------------|--|
| 2-3/8 | 7/8 | 0963DP0CHR | 0963000CHR | 4 | 2.5/3.9 |

SPARE PARTS ORDERING INFORMATION

Green Side Light Only: 0963G00CHR. Red Side Light Only: 0963R00CHR.
Lens Set, Old Style Open Top (Red/Green): 0281DPALNS.
Lens Set, New Style Closed Top (Red/Green): 0295DPOLNS.
Bulbs (2 per card): 0071DP0CLR. Base with Socket Assembly: 0135.

NOTE: The above lights meet the USCG requirements for 12-volt applications. All the above can also be used as 24-volt A.B.Y.C. A-16 certified lights on boats built prior to 11/1/03. To use as 24-volt lights while maintaining A-16 certification, replace the bulbs provided with Cat. No. 0072DP1CLR 24-volt bulbs. Contact us for 24 volt applications on new construction.

HORIZONTAL MOUNT SIDE LIGHTS

RED AND GREEN LENSES, 12 VOLT BULBS INCLUDED



FIGS. 1601/1602 - CERTIFIED FOR USE ON SAIL OR POWER DRIVEN VESSELS UNDER 12 METERS (39.4 FT.) IN LENGTH

CONSTRUCTION:

★ BLACK PLASTIC

FIG. 1601 - NORMAL "BASE-DOWN" MOUNT

FIG. 1602 - INVERTED "BASE-UP" MOUNT

GREAT FOR PONTOON BOATS



FIG. 1601



FIG. 1602



ORDERING INFORMATION

| Vertical Height Inches | Height Overall Inches | Dimensions Base Inches | Dealer Pkg. 5 Cards 1 Pair per Card | OEM Bulk Pkg. 25 Pair | Screw Size | Ship Wt. Carton Lbs. DP/OEM Bulk |
|------------------------|-----------------------|------------------------|-------------------------------------|-----------------------|------------|----------------------------------|
| 1-1/4 | 1-7/8 | 1-1/8 x 3 | 1601DP0BLK | 1601000BLK | 8 | 2.7/10.2 |
| 1-1/4 | 1-7/8 | 1-1/8 x 3 | 1602DP0BLK | 1602000BLK | 8 | 2.6/10.2 |

SPARE PARTS ORDERING INFORMATION

Bulbs (2 per card): 0071DP0CLR.
 Red Lens Only: 0298DPRLNS.
 Green Lens Only: 0298DPGLNS.
 Base with Socket Assembly: 0139000BLK.



FIG. 0915 - CERTIFIED FOR REPLACEMENT USE ONLY ON SAIL OR POWER DRIVEN VESSELS UNDER 12 METERS (39.4 FT.) IN LENGTH

CONSTRUCTION:

★ CHROME PLATED BRASS TOP WITH BLACK PLASTIC BASE




FIG. 0915



ORDERING INFORMATION

| Length Inches | Width Inches | Vertical Height Inches | Dealer Pkg. 5 Cards 1 Pair per Card | Screw Size | Ship Wt. Carton Lbs. Dealer Pkg. |
|---------------|--------------|------------------------|-------------------------------------|------------|----------------------------------|
| 4-1/4 | 2-3/8 | 7/8 | 0915DP0CHR | 4 | 3.0 |

SPARE PARTS ORDERING INFORMATION

Green Side Light Only: 0915G00CHR.
 Red Side Light Only: 0915R00CHR.
 Bulbs (2 per card): 0071DP0CLR.
 Base with Socket Assembly: 0107.
 Lens Set, Old Style Open Top (Red /Green): 0281DPALNS.
 Lens Set, New Style Closed Top (Red/Green): 0295DP0LNS.

NOTE: Figs. 1601 & 1602 meet the NEW USCG requirements for 12-volt applications. All the above can also be used as 24-volt A.B.Y.C. A-16 certified lights on boats built prior to 11/1/03. To use as 24-volt lights while maintaining A-16 certification, replace the bulbs provided with Cat. No. 0072DP1CLR 24-volt bulbs. Contact us for 24 volt applications on new construction.

Navigation Lights for Vessels Under 20 Meters (65.6 ft.) in Length

HORIZONTAL & VERTICAL MOUNT STERN LIGHTS

CLEAR LENSES, 12 VOLT BULB INCLUDED

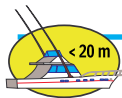
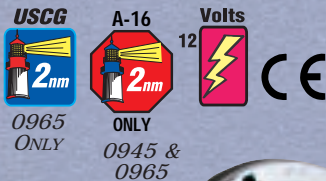


FIG. 0945 - CERTIFIED FOR REPLACEMENT USE ONLY ON SAIL OR POWER DRIVEN VESSELS UNDER 20 METERS (65.6 FT.) IN LENGTH



FIG. 0965 - CERTIFIED FOR USE ON SAIL OR POWER DRIVEN VESSELS UNDER 20 METERS (65.6 FT.) IN LENGTH

FIG. 0945
Vertical Mt.



FIG. 0965
Horizontal Mount

CONSTRUCTION:

- ★ CHROME PLATED BRASS TOP WITH BLACK PLASTIC BASE



ORDERING INFORMATION

| Mount | O.D. Base Inches | Vertical Height Inches | Dealer Pkg. 5 Cards 1 Pc. per Card | OEM Bulk Pkg. 25 Pcs. | Screw Size | Ship Wt. Carton Lbs. DP/OEM Bulk |
|------------|------------------|------------------------|---------------------------------------|-----------------------|------------|----------------------------------|
| Vertical | 2-3/8 | 7/8 | 0945DP0CHR | ----- | 4 | 1.2/-- |
| Horizontal | 2-3/8 | 3/4 | 0965DP0CHR | 0965000CHR | 4 | 1.2/4.9 |

SPARE PARTS ORDERING INFORMATION

Bulbs (2 per card): 0071DP0CLR. Fig. 0945 Base and Socket Assembly: 0945DP099A. Fig. No. 0945 Lens: 0074DP0WHT. Fig. No. 0965 Old Style (Open Top) Lens: 0281DPAWHT. Fig. No. 0965 New Style (Closed Top) Lens: 0295DP0WHT. Fig. 0965 Base and Socket Assembly: 0135.

NOTE: Fig. 0965 meets the USCG requirements for 12-volt applications. Both Figs. 0945 & 0965 can also be used as 24-volt A.B.Y.C. A-16 certified lights on boats built prior to 11/1/03. To use as 24-volt lights while maintaining A-16 certification, replace the bulbs provided with Cat. No. 0072DP1CLR 24-volt bulbs. Contact us for 24 volt applications on new construction.

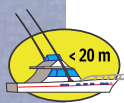


FIG. 0939 - CERTIFIED FOR USE ON SAIL OR POWER DRIVEN VESSELS UNDER 20 METERS (65.6 FT.) IN LENGTH



CONSTRUCTION:

- ★ CHROME PLATED BRASS TOP WITH BLACK PLASTIC BASE
- ★ FLUSH MOUNT



ORDERING INFORMATION

| Dimensions Inches | Depth Inches | Dealer Pkg. 5 Cards 1 Pc. per Card | OEM Bulk Pkg. 20 Pcs. | Screw Size | Ship Wt. Carton Lbs. DP/OEM Bulk |
|-------------------|--------------|---------------------------------------|-----------------------|------------|----------------------------------|
| 5-3/16 x 3-3/8 | 1-1/2 | 0939DP112V | 093900112V | 8 | 2.5/7.1 |

SPARE PARTS ORDERING INFORMATION

Bulbs (2 per card): 0070DP0CLR. Socket Assembly: 0939DP199A. Lens with Gasket: 0284DP0CLR. Mounting Flange: 093900099C.



FIG. 0939
Vertical Mt.



FIG. 0946 - FOR USE ON SAIL OR POWER DRIVEN VESSELS UNDER 20 METERS (65.6 FT.) IN LENGTH



CONSTRUCTION OPTIONS:

- ★ CHROME PLATED BRASS BEZEL WITH BLACK PLASTIC BASE
- ★ WHITE PLASTIC BEZEL WITH BLACK PLASTIC BASE



★ FLUSH MOUNT

ORDERING INFORMATION

| Finish | O.D. Inches | Depth Inches | Dealer Pkg. 5 Cards 1 Pc. per Card | OEM Bulk Pkg. 25 Pcs. | Screw Size | Ship Wt. Carton Lbs. DP/OEM Bulk |
|--------|-------------|--------------|---------------------------------------|-----------------------|------------|----------------------------------|
| Chrome | 3 | 1 | 0946DP112V | 094600112V | 8 | 1.5/5.2 |
| White | 3 | 1 | 0946DP1WHT | 0946001WHT | 8 | 1.5/5.2 |

SPARE PARTS ORDERING INFORMATION

Bulbs (2 per card): 0070DP0CLR. Socket Assembly: 0946DP199B. Lens with Gasket: 0946DP099A. Mounting Flange: 094600099C.

FIG. 0946 CHR
Vertical Mount



FIG. 0946
WHITE
Vertical Mount

Navigation Lights for Vessels Under 20 Meters (65.6 ft.) in Length

VERTICAL MOUNT STERN LIGHTS

CLEAR LENS, COMPLETE WITH 12 VOLT OR 24 VOLT BULB WHERE SPECIFIED



FIG. 0120 - CERTIFIED FOR USE ON SAIL OR POWER DRIVEN VESSELS UNDER 12 METERS (39.4 FT.) IN LENGTH (12 VOLTS)



FIG. 0170 - CERTIFIED FOR USE ON SAIL OR POWER DRIVEN VESSELS UNDER 20 METERS (65.6 FT.) IN LENGTH (12 OR 24 VOLTS)

CONSTRUCTION OPTIONS:

- ★ CHROME PLATED BRASS TOP WITH BLACK PLASTIC BASE
- ★ ALL BLACK PLASTIC
- ★ ALL WHITE PLASTIC

DIMENSIONS

| Ht. Overall Inches | Proj. Overall Inches | Width Inches | Screw Size |
|-----------------------|-------------------------|-----------------|---------------|
| 3-5/8 | 2-1/2 | 4-1/8 | 10 |



ORDERING INFORMATION

| Finish | Dealer Pkg. 5 Cards 1 Pc. per Card | OEM Bulk Pkg 5 Pcs. <i>Fig. 0120 - 12 Volt</i> | Screw Size | Ship Wt. Carton Lbs. Std Pkg/DP/OEM Bulk |
|----------------------------|--|--|---------------|--|
| Chrome | 0120MSNDP1 | 0120MSN12V* | 10 | 0.6/2.5/-- |
| Black | 0120BSNDP1 | 0120BSN12V* | 10 | 0.5/2.3/-- |
| White | 0120WSNDP1 | 0120WSN12V | 10 | --/2.3/2.3 |
| <i>Fig. 0170 - 12 Volt</i> | | | | |
| Chrome | 0170MSNDP1 | 0170MSN12V | 10 | --/2.5/2.5 |
| Black | 0170BSNDP1 | 0170BSN12V* | 10 | 0.5/2.3/-- |
| White | 0170WSNDP1 | 0170WSN12V* | 10 | 0.5/2.3/-- |
| <i>Fig. 0170 - 24 Volt</i> | | | | |
| Chrome | 0170MSNDP2 | 0170MSN24V* | 10 | 0.6/2.5/-- |
| Black | 0170BSNDP2 | 0170BSN24V* | 10 | 0.5/2.3/-- |
| White | 0170WSNDP2 | 0170WSN24V* | 10 | 0.5/2.3/-- |

* Available Std Pkg 1 Pc Only.



Versions Available See Page 57

Note: See Pages 58 & 59 for Complete Series and Spare Parts Ordering Information.



FIG. 1332 - CERTIFIED FOR REPLACEMENT USE ONLY ON SAIL OR POWER DRIVEN VESSELS UNDER 20 METERS (65.6 FT.) IN LENGTH

CONSTRUCTION:

- ★ CHROME PLATED ZINC ALLOY WITH BLACK PLASTIC BASE



ORDERING INFORMATION

| Length Inches | Width Inches | Dealer Pkg. 5 Cards 1 Pc. per Card | Screw Size | Ship Wt. Carton Lbs. Dealer Pkg. |
|------------------|-----------------|--|---------------|--|
| 3-3/4 | 1-1/2 | 1332DP0CHR | 4 | 1.7 |

SPARE PARTS ORDERING INFORMATION
12V Bulbs (2 per card): 0071DP0CLR.
Lenses (2 per card): 0278DP0WHT.

NOTE: TO USE THIS LIGHT IN AN A-16 CERTIFIED 24 VOLT SYSTEM, ORDER REPLACEMENT BULBS (2 PER CARD) CAT. No. 0072DP1CLR



FIG. 0120







FIG. 0170



**Figs. 0120MSN
0170MSN**



**Figs. 0120BSN
0170BSN**



**Figs. 0120WSN
0170WSN**


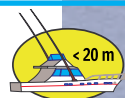


FIG. 1332

Navigation Lights for Vessels Under 20 Meters (65.6 ft.) in Length

VERTICAL SURFACE MOUNT MASTHEAD LIGHTS

CLEAR LENS, COMPLETE WITH 12 VOLT OR 24 VOLT BULB WHERE SPECIFIED

FIG. 0120




FIG. 0170



FIGS. 0120MMO
0170MMO



FIGS. 0120BMO
0170BMO



FIGS. 0120WMO
0170WMO

FIG. 0120 - CERTIFIED FOR USE ON
SAIL OR POWER DRIVEN
VESSELS UNDER 12 METERS (39.4 FT.) IN LENGTH



FIG. 0170 - CERTIFIED FOR USE ON
SAIL OR POWER DRIVEN
VESSELS UNDER 20 METERS (65.6 FT.) IN LENGTH



CONSTRUCTION OPTIONS:

- ★ CHROME PLATED BRASS TOP WITH BLACK PLASTIC BASE
- ★ ALL BLACK PLASTIC
- ★ ALL WHITE PLASTIC

DIMENSIONS

| Ht. Overall Inches | Proj. Overall Inches | Width Inches | Screw Size |
|-----------------------|-------------------------|-----------------|---------------|
| 3-5/8 | 2-1/2 | 4-1/8 | 10 |



ORDERING INFORMATION - FOR 12 VOLT LIGHTS

| Finish | Dealer Pkg. 5 Cards 1 Pc. per Card | OEM Bulk Pkg 5 Pcs. <i>Fig. 0120 - 12 Volt</i> | Screw Size | Ship Wt. Carton Lbs. Std Pkg/DP/OEM Bulk |
|----------------------------|--|--|---------------|--|
| | Chrome | 0120MM0DP1 | | 0120MM012V* |
| Black | 0120BM0DP1 | 0120BM012V* | 10 | 0.5/2.3/-- |
| White | 0120WM0DP1 | 0120WM012V | 10 | --/2.3/2.3 |
| <i>Fig. 0170 - 12 Volt</i> | | | | |
| Chrome | 0170MM0DP1 | 0170MM012V | 10 | -- /2.5/2.5 |
| Black | 0170BM0DP1 | 0170BM012V* | 10 | 0.5/2.3/-- |
| White | 0170WM0DP1 | 0170WM012V* | 10 | 0.5/2.3/-- |
| <i>Fig. 0170 - 24 Volt</i> | | | | |
| Chrome | 0170MM0DP2 | 0170MM024V* | 10 | 0.6/2.5/-- |
| Black | 0170BM0DP2 | 0170BM024V* | 10 | 0.5/2.3/-- |
| White | 0170WM0DP2 | 0170WM024V* | 10 | 0.5/2.3/-- |

* Available Std Pkg 1 Pc Only.



Versions Available See Page 57

Note: See Pages 58 & 59 for Complete Series and Spare Parts Ordering Information.

COMBINATION MASTHEAD DECK SPREADER LIGHT

FIG. 0120BMD



FIG. 170BMD



FIGS.
0120/0170BMD

FIG. 0120 BMD - CERTIFIED FOR USE ON SAIL OR POWER DRIVEN VESSELS UNDER 12 METERS (39.4 FT.) IN LENGTH

FIG. 0170 BMD - CERTIFIED FOR USE ON SAIL OR POWER DRIVEN VESSELS UNDER 20 METERS (65.6 FT.) IN LENGTH

CONSTRUCTION:

- ★ BLACK PLASTIC



ORDERING INFORMATION - 12 VOLT

| Vertical Height Inches | Projection Overall Inches | Overall Height Inches | Width Inches | Dealer Pkg. 5 Cards | | Screw Size | Ship Wt. Carton Lbs. Std Pkg/DP |
|------------------------------|---------------------------------|-----------------------------|-----------------|------------------------|---------------|---------------|---------------------------------------|
| | | | | 1 Pc. per Card | Std Pkg 1 Pc. | | |
| 4-1/2 | 4-3/4 | 7 | 4-1/8 | 0120BMDDP1 | 0120BMD12V | 10 | 0.9/5.4 |
| 4-1/2 | 4-3/4 | 7 | 4-1/8 | 0170BMDDP1 | 0170BMD12V | 10 | 0.9/5.4 |

NOTE: See Page 58 for Spare Parts Ordering Information

Navigation Lights for Vessels Under 20 Meters (65.6 ft.) in Length

HORIZONTAL & VERTICAL MOUNT MASTHEAD LIGHTS

CLEAR LENS, 12 VOLT BULB INCLUDED



FIG. 0964 - CERTIFIED FOR REPLACEMENT USE ONLY
ON SAIL OR POWER DRIVEN VESSELS
UNDER 12 METERS (39.4 FT.) IN LENGTH

CONSTRUCTION:

★ CHROME PLATED BRASS TOP WITH BLACK PLASTIC BASE



ORDERING INFORMATION

| O.D. Base Inches | Vertical Height Inches | Dealer Pkg. - 5 Cards 1 Pc. per Card | Screw Size | Ship Wt. Carton Lbs. Dealer Pkg |
|------------------|------------------------|---|------------|------------------------------------|
| 2-3/8 | 7/8 | 0964DP0CHR | 4 | 1.1 |

SPARE PARTS ORDERING INFORMATION

Base with Socket Assembly: 0135. Bulbs (2 per card): 0071DP0CLR.
Old Style (Open Top) Lens: 0281DPAWHT. New Style (Closed Top) Lens: 0295DP0WHT.




FIG. 0964
HORIZONTAL MOUNT



FIG. 1331 - CERTIFIED FOR USE ON
SAIL OR POWER DRIVEN VESSELS
UNDER 20 METERS (65.6 FT.) IN LENGTH

CONSTRUCTION:

★ CHROME PLATED ZINC ALLOY WITH BLACK PLASTIC BASE



ORDERING INFORMATION

| Length Inches | Width Inches | Dealer Pkg. 5 Cards 1 Pc. per Card | OEM Bulk Pkg. 50 Pcs. | Screw Size | Ship Wt. Carton Lbs. DP/OEM Bulk |
|---------------|--------------|--|--------------------------|------------|-------------------------------------|
| 3-3/4 | 1-1/2 | 1331DP0CHR | 1331000CHR | 4 | 1.7/13.0 |

SPARE PARTS ORDERING INFORMATION

Bulbs (2 per card): 0071DP0CLR. Lenses (2 per card): 0278DP0WHT.



FIG. 1331
VERTICAL MOUNT



FIG. 1178 - CERTIFIED FOR USE ON
SAIL OR POWER DRIVEN VESSELS
UNDER 20 METERS (65.6 FT.) IN LENGTH

CONSTRUCTION:

★ BLACK PLASTIC AND CHROME PLATED ZINC ALLOY TOP
WITH BLACK PLASTIC BASE



ORDERING INFORMATION

| Vertical Height Inches | Dimensions Base Inches | Dealer Pkg. 5 Cards 1 Pc. per Card | OEM Bulk Pkg. 50 Pcs. | Screw Size | Ship Wt. Carton Lbs. DP/OEM Bulk |
|------------------------|------------------------|--|--------------------------|------------|-------------------------------------|
| 3-1/4 | 1 x 2-5/8 | 1178DP0CHR | 1178000CHR | 8 | 1.7/13.5 |

SPARE PARTS ORDERING INFORMATION

Bulbs (2 per card): 0071DP0CLR.
Lenses (2 per card): 0278DP0WHT.
Top Cap and Screw: 1158DP0BLK.


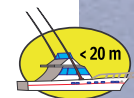


FIG. 1178

NOTE: Figs. 1331 & 1178 meet USCG requirements for 12-volt applications only. All of the above can also be used as 24-volt A.B.Y.C. A-16 certified lights on boats built prior to 11/1/03. To use as 24-volt lights while maintaining A-16 certification, replace the bulbs provided with Cat. No. 0072DP1CLR 24-volt bulbs. Contact us for 24 volt applications for new construction.

Navigation Lights for Vessels Under 20 Meters (65.6 ft.) in Length

COMBINATION MASTHEAD AND WHITE ALL-ROUND LIGHTS

CLEAR LENSES, TWO 12 VOLT BULBS INCLUDED



FIGS. 1181/1184 - FOLDING WINDSHIELD MOUNT LIGHTS
CERTIFIED FOR USE ON SAIL OR POWER DRIVEN
VESSELS UNDER 20 METERS (65.6 FT.) IN LENGTH




FIG. 1181

FIG. 1184

CONSTRUCTION:

- ★ BLACK PLASTIC AND CHROME PLATED ZINC ALLOY TOP
- ★ BLACK PLASTIC BASE
- ★ 3/4 INCH DIAMETER ANODIZED ALUMINUM TUBE
- ★ PLASTIC ADAPTERS FOR FLAT OR "V" TYPE MOUNT, CONTAINS NOTCH FOR THROUGH-BASE WIRING
- ★ FOLD-DOWN, ADJUSTABLE ANGLE

FIG. 1181 - HORIZONTAL MOUNT
FIG. 1184 - VERTICAL MOUNT



ORDERING INFORMATION

| Vertical Height Inches | Dimensions Base Inches | Dealer Pkg. 5 Cards 1 Pc. per Card | OEM Bulk Pkg. 50 Pcs. | Screw Size | Ship Wt. Carton Lbs. DP/OEM Bulk |
|------------------------|------------------------|------------------------------------|-----------------------|------------|----------------------------------|
| 12-13/16 | 2 x 1-1/2 | 1181DP0CHR | 1181000CHR | 8 | 4.3/32.6 |
| 12-13/16 | 2-1/4 x 5/8 | 1184DP0CHR | 1184000CHR | 8 | 4.3/35.1 |

NOTE: The lights on this page meet the USCG requirements for 12 & 24 volt applications. To use Figs. 1181 and 1184 as 24-volt lights, replace the bulbs provided with Cat. No. 0072DP1CLR 24-volt bulbs.



FIGS. 1281/1284 - FOLDING WINDSHIELD MOUNT LIGHTS
CERTIFIED FOR USE ON POWER DRIVEN VESSELS
UNDER 12 METERS (39.4 FT.) IN LENGTH




FIG. 1281

FIG. 1284

CONSTRUCTION:

- ★ REDUCED GLARE DESIGN
- ★ BLACK PLASTIC TOP WITH CLEAR PLASTIC LENS
- ★ BLACK PLASTIC BASE
- ★ 3/4 INCH DIAMETER ANODIZED ALUMINUM TUBE
- ★ PLASTIC ADAPTERS FOR FLAT OR "V" TYPE MOUNT, CONTAINS NOTCH FOR THROUGH-BASE WIRING
- ★ FOLD-DOWN, ADJUSTABLE ANGLE

FIG. 1281 - HORIZONTAL MOUNT
FIG. 1284 - VERTICAL MOUNT



ORDERING INFORMATION

| Vertical Height Inches | Dimensions Base Inches | Dealer Pkg. 5 Cards 1 Pc. per Card | OEM Bulk Pkg. 50 Pcs. | Screw Size | Ship Wt. Carton Lbs. DP/OEM Bulk |
|------------------------|------------------------|------------------------------------|-----------------------|------------|----------------------------------|
| 12-3/16 | 2 x 1-1/2 | 1281DP0CHR | 1281000CHR | 8 | 3.2/23.4 |
| 12-3/16 | 2-1/4 x 5/8 | 1284DP0CHR | 1284000CHR | 8 | 3.1/23.9 |

SPARE PARTS ORDERING INFORMATION

| | |
|--|---|
| <p>FOR FIGS. 1181 & 1184</p> <p>Spare Bulbs (2 per card): 0071DP0CLR.</p> <p>Spare Lenses (2 per card): 0278DP0WHT.</p> <p>Spare Top Cap with Screw: 1158DP0BLK.</p> <p>Figs. 1181 & 1281, Old Style Zinc Bracket with Knob and End Plug: 1052DPACHR.</p> <p>Figs. 1184 & 1284, Old Style Zinc Bracket with Knob and End Plug: 1054DPACHR.</p> <p>Figs. 1181 & 1281, New Style Plastic Bracket with Knob and End Plug: 1052DPBBLK.</p> <p>Figs. 1184 & 1284, New Style Plastic Bracket with Knob and End Plug: 1054DPBBLK.</p> <p>Knob for Old Style Bases Only: 1144A00BLK.</p> | <p>FOR FIGS. 1281 & 1284</p> <p>Spare Bulbs (2 per card): 0338DP1CLR.</p> <p>Spare Lens Assembly: 0240DP0LNS.</p> |
|--|---|

Navigation Lights for Vessels Under 20 Meters (65.6 ft.) in Length

COMBINATION MASTHEAD AND WHITE ALL-ROUND LIGHTS

CLEAR LENSES, TWO 12 VOLT BULBS INCLUDED



FIGS. 1183, 1196 & 1197 - CERTIFIED FOR USE ON
SAIL OR POWER DRIVEN VESSELS
UNDER 20 METERS (65.6 FT.) IN LENGTH



CONSTRUCTION:

- ★ BLACK PLASTIC AND CHROME PLATED ZINC ALLOY TOP
- ★ BLACK PLASTIC BASE (FIGS. 1183 & 1196)
- ★ 3/4 INCH DIAMETER ANODIZED ALUMINUM TUBE

- ★ FIGS. 1183 & 1196 - FIXED MOUNT
- ★ FIG. 1197 - PLUG-IN MOUNT



ORDERING INFORMATION

| Vertical Height Inches | Dimensions Base Inches | Dealer Pkg. 5 Cards 1 Pc. per Card | OEM Bulk Pkg. 50 Pcs. | Screw Size | Ship Wt. Carton Lbs. DP/OEM Bulk |
|------------------------|------------------------|------------------------------------|-----------------------|------------|----------------------------------|
| 3-3/16 | 1 x 2-5/8 | 1183DP0CHR | 1183000CHR | 8 | 2.1/18.7 |
| 5-1/16 | 1 x 2-5/8 | 1196DP1CHR | 1196001CHR | 8 | 2.5/19.5 |
| 11-1/4 | 1 x 2-5/8 | 1196DP2CHR | 1196002CHR | 8 | 3.5/26.0 |



ORDERING INFORMATION

| Vertical Height Inches | Length Tubing Inches | Dealer Pkg. - 5 Cards 1 Pc. per Card | OEM Bulk Pkg. 50 Pcs. | Ship Wt. Carton Lbs. DP/OEM Bulk |
|------------------------|----------------------|--------------------------------------|-----------------------|----------------------------------|
| 4 | 1 | 1197DP0CHR | 1197000CHR | 2.1/18.1 |

NOTE: The lights on this page meet the USCG requirements for 12 & 24 volt applications. To use Figs. 1183, 1196 and 1197 as 24-volt lights, replace the bulbs provided with Cat. No. 0072DP1CLR 24-volt bulbs.



FIG. 1183



FIG. 1196



FIG. 1197

FIGS. 1236 & 1283 - CERTIFIED FOR USE ON
POWER DRIVEN VESSELS
UNDER 12 METERS (39.4 FT.) IN LENGTH



CONSTRUCTION:

- ★ "REDUCED GLARE" DESIGN
- ★ BLACK PLASTIC TOP WITH BLACK PLASTIC BASE
- ★ 3/4 INCH DIAMETER ANODIZED ALUMINUM TUBE
- ★ FIXED MOUNT



ORDERING INFORMATION

| Vertical Height Inches | Dimensions Base Inches | Dealer Pkg. 5 Cards 1 Pc. per Card | OEM Bulk Pkg. 50 Pcs. | Screw Size | Ship Wt. Carton Lbs. DP/OEM Bulk |
|------------------------|------------------------|------------------------------------|-----------------------|------------|----------------------------------|
| 4-1/4 | 1 x 2-5/8 | 1236DP1BLK | 1236001BLK | 8 | 1.8/10.8 |
| 10-1/2 | 1 x 2-5/8 | 1236DP2BLK | 1236002BLK | 8 | 2.5/17.2 |
| 2-1/4 | 1 x 2-5/8 | 1283DP0BLK | 1283000BLK | 8 | 1.6/10.0 |



FIG. 1236



FIG. 1283

SPARE PARTS ORDERING INFORMATION

FOR FIGS. 1183, 1196 & 1197
Bulbs (2 per card): 0071DP0CLR.
Lenses (2 per card): 0278DP0WHT.
Top Cap with Screw: 1158DP0BLK.

FOR FIGS. 1236 & 1283
Bulbs (2 per card): 0338DP1CLR.
Lens Assembly: 0240DP0LNS.

Navigation Lights for Vessels Under 20 Meters (65.6 ft.) in Length

COMBINATION MASTHEAD AND WHITE ALL-ROUND LIGHTS

CLEAR LENSES, TWO 12 VOLT BULBS INCLUDED

FIGS. 1123 & 1124 - CERTIFIED FOR USE ON
SAIL OR POWER DRIVEN VESSELS
UNDER 20 METERS (65.6 FT.) IN LENGTH




FIG. 1123
45° RAKE

FIG. 1124
45° RAKE

- CONSTRUCTION:**
- ★ BLACK PLASTIC AND CHROME PLATED ZINC ALLOY TOP
 - ★ CHROME PLATED ZINC ALLOY MOUNTING BASE INCLUDED
 - ★ WATERPROOF COVER FOR MOUNTING BASE
 - ★ 3/4 INCH DIAMETER ANODIZED ALUMINUM TUBE
 - ★ STOW-A-WAY PLUG-IN TYPE POLE
 - ★ PLASTIC ADAPTER FOR FLAT OR "V" TYPE 45 DEGREE WINDSHIELDS

FIG. 1123 - HORIZONTAL MOUNT
FIG. 1124 - VERTICAL MOUNT



ORDERING INFORMATION

| Vertical Height Inches | Dimensions Base Inches | Dealer Pkg. - 5 Cards 1 Pc. per Card | OEM Bulk Pkg. 50 Pcs. | Screw Size | Ship Wt. Carton Lbs. DP/OEM Bulk |
|------------------------|------------------------|---|--------------------------|------------|--|
| 11-1/4 | 2-1/4 x 3/4 | 1123DP1CHR | 1123001CHR | 8 | 5.6/26.3 |
| 12-1/2 | 3/4 x 2-1/4 | 1124DP1CHR | 1124001CHR | 8 | 5.4/25.4 |
| 20-1/2 | 2-1/4 x 3/4 | 1123DP2CHR | 1123002CHR | 8 | 6.8/31.9 |
| 22 | 3/4 x 2-1/4 | 1124DP2CHR | 1124002CHR | 8 | 6.9/32.4 |

SPARE PARTS ORDERING INFORMATION

Bulbs (2 per card): 0071DP0CLR. Cap for Base: 0125DP0BLK
Lenses (2 per card): 0278DP0WHT. Top Cap with Screw: 1158DP0BLK.
Fig. 1123 Base with Socket Assembly: 1123DP099A. Fig. 1124 Base with Socket Assembly: 1124DP099A.
Replacement Pole for Size No. 1: 1123DP199A. Replacement Pole for Size No. 2: 1123DP299A.

NOTE: The lights on this page meet the USCG requirements for 12 & 24volt applications. To use Figs. 1123 and 1124 as 24-volt lights, replace the bulbs provided with Cat. No. 0072DP1CLR 24-volt bulbs.

FIGS. 1273 & 1274 - CERTIFIED FOR USE ON POWER DRIVEN
VESSELS UNDER 12 METERS (39.4 FT.) IN LENGTH

CONSTRUCTION:

- ★ "REDUCED GLARE" DESIGN
- ★ BLACK PLASTIC TOP
- ★ CHROME PLATED ZINC ALLOY MOUNTING BASE INCLUDED
- ★ WATERPROOF COVER FOR MOUNTING BASE
- ★ 3/4 INCH DIAMETER ANODIZED ALUMINUM TUBE
- ★ STOW-A-WAY PLUG-IN TYPE POLE
- ★ PLASTIC ADAPTER FOR FLAT OR "V" TYPE 45 DEGREE WINDSHIELDS

FIG. 1273 - HORIZONTAL MOUNT
FIG. 1274 - VERTICAL MOUNT



ORDERING INFORMATION

| Vertical Height Inches | Dimensions Base Inches | Dealer Pkg. - 5 Cards 1 Pc. per Card | OEM Bulk Pkg. 50 Pcs. | Screw Size | Ship Wt. Carton Lbs. DP/OEM Bulk |
|------------------------|------------------------|---|--------------------------|------------|--|
| 10-5/8 | 2-1/4 x 3/4 | 1273DP1CHR | 1273001CHR | 8 | 4.7/22.1 |
| 11-7/8 | 3/4 x 2-1/4 | 1274DP1CHR | 1274001CHR | 8 | 4.6/21.2 |
| 20 | 2-1/4 x 3/4 | 1273DP2CHR | 1273002CHR | 8 | 6.0/28.2 |
| 21-5/8 | 3/4 x 2-1/4 | 1274DP2CHR | 1274002CHR | 8 | 6.2/29.1 |

SPARE PARTS ORDERING INFORMATION

Bulb (2 per card): 0338DP1CLR. Lens Assembly: 0240DP0LNS. Cap for Base: 0125DP0BLK.
Fig. 1273 Base with Socket Assembly: 1123DP099A. Fig. 1274 Base with Socket Assembly: 1124DP099A.
Replacement Pole for Size No. 1: 1273DP199A. Replacement Pole for Size No. 2: 1273DP299A




FIG. 1273
45° RAKE

FIG. 1274
45° RAKE

Navigation Lights for Vessels Under 20 Meters (65.6 ft.) in Length

COMBINATION MASTHEAD AND WHITE ALL-ROUND LIGHTS

CLEAR LENSES, TWO 12 VOLT BULBS INCLUDED



FIG. 1125 - CERTIFIED FOR USE ON SAIL OR POWER DRIVEN VESSELS UNDER 20 METERS (65.6 FT.) IN LENGTH



CONSTRUCTION:

- ★ BLACK PLASTIC AND CHROME PLATED ZINC ALLOY TOP
- ★ CHROME PLATED BRASS BASE INCLUDED
- ★ WATERPROOF COVER FOR BASE THAT ATTACHES TO DECK MOUNTED RETAINER WHEN LIGHT IS IN PLACE
- ★ 3/4 INCH DIAMETER ANODIZED ALUMINUM TUBE WITH THREADED COLLAR
- ★ STOW-A-WAY PLUG-IN TYPE



ORDERING INFORMATION


| Vertical Height Inches | Dimensions Base Inches | Dealer Pkg. - 5 Cards | | OEM Bulk Pkg. | Screw Size | Ship Wt. Carton Lbs. DP/OEM Bulk |
|------------------------|------------------------|-----------------------|------------|---------------|------------|----------------------------------|
| | | 1 Pc. per Card | 50 Pcs. | 50 Pcs. | | |
| 33-7/8 | 3-3/8 x 2-1/4 | 1125DP4CHR | 1125004CHR | 8 | 7.6/40.9 | |

SPARE PARTS ORDERING INFORMATION

Bulb (2 per card): 0071DP0CLR. Cover for Base,: 0125DP0BLK.
Lenses (2 per card): 0278DP0WHT. Base with Socket Assembly: 1125DP099A.
Top Cap with Screw: 1158DP0BLK. Replacement Pole Light : 1125DP499A.

NOTE: The lights on this page meet the USCG requirements for 12 & 24 volt applications. To use Fig. 1125 as a 24-volt light, replace the bulbs provided with Cat. No. 0072DP1CLR 24-volt bulbs.

FIG. 1125
16° RAKE



WHITE ALL-ROUND LIGHTS

12 VOLT BULBS INCLUDED

FIG. 0455 - CERTIFIED FOR USE ON POWER DRIVEN VESSELS UNDER 20 METERS (65.6 FT.) IN LENGTH



FIG. 0466 - CERTIFIED FOR USE ON SAIL OR POWER DRIVEN VESSELS UNDER 20 METERS (65.6 FT.) IN LENGTH



CONSTRUCTION:

- ★ FIG. 0455 CLEAR FRESNEL GLOBE
- ★ FIG. 0466 FROSTED FRESNEL GLOBE
- ★ BLACK PLASTIC BASE
- ★ FIXED MOUNT
- ★ SIZE #2 HAS 3/4 INCH ANODIZED ALUMINUM TUBE



ORDERING INFORMATION

| Vertical Height Inches | O.D. Base Inches | Dealer Pkg. - 5 Cards | | OEM Bulk Pkg. | Screw Size | Ship Wt. Carton Lbs. DP/OEM Bulk |
|------------------------|------------------|-----------------------|------------|---------------|------------|----------------------------------|
| | | 1 Pc. per Card | 50 Pcs. | 50 Pcs. | | |
| 4-1/2 | 2-1/8 | 0455DP1CHR | 0455001CHR | 8 | 2.4/16.9 | |
| 11-7/8 | 2-1/8 | 0455DP2CHR | 0455002CHR | 8 | 3.0/18.2 | |
| 4-1/2 | 2-1/8 | 0466DP1CHR | 0466001CHR | 8 | 2.3/12.8 | |
| 11-7/8 | 2-1/8 | 0466DP2CHR | 0466002CHR | 8 | 2.8/17.8 | |

SPARE PARTS ORDERING INFORMATION

Bulb (2 per card): 0337011DP.
Fig. 0455 Globe: 0248DP0CLR.
Fig. 0466 Globe: 0248000FRD.



FIG. 0455 #1

FIG. 0466 #2

Navigation Lights for Vessels Under 20 Meters (65.6 ft.) in Length

CHOOSING A REPLACEMENT POLE LIGHT

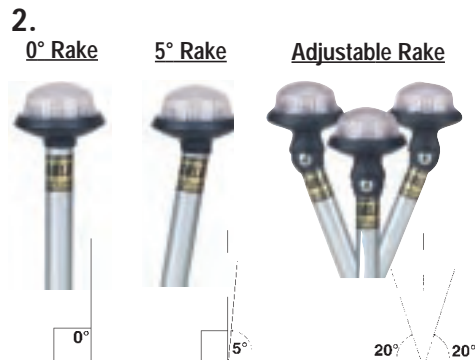
There are 6 basic factors to consider when selecting a replacement pole light. These include globe style, rake angle, key slot screw position, collar type, number of contact pins and, of course, the pole length.

1. Select a Globe Style




Globes come in 3 basic types: White all-round **full output** allows for full cockpit illumination. Choose traditional or modern styles. White all-round **reduced glare** helps preserve night vision while under way. Choose clear top coastal or low bug draw inland. **Bi-Color** lights are used on the bow instead of a fixed surface mount light. Choose from models with or without integral white utility light.

2. Select a Rake Angle




Rake is determined by the pole, base and base location angles. Rake is important for all **reduced glare** lights to insure that light output is correct. The most common standard rake angles are 0°, 5° and 16°. Custom made poles often have non-standard rake angles. Choose from 0°, 5° or fully adjustable versions (Delta and Omega Series).

3. Determine if the Key Slot Screw Position is Important



Most manufacturers insert screws into an upper or lower location on the pole to position the light and hold it properly oriented in the base. The location of this screw varies by manufacturer and model. Determine the key slot screw position needed for the base in your boat or the base you select and match it to the pole you select. All Perko plug in bases accept the upper screw position and all Perko lights have an upper screw. Perko Alpha, Delta and Omega Series replacement lights offer the option to locate the screw in either place.

4. Determine the Pole Length



Navigation rules state that the center of the bulb filament of white lights must be mounted at least 1 meter (approx 40") above center of the filament of the red/green lights. The "vertical height" of a light is measured from the deck of the boat to the center of the light filament. Most pole lights (all of Perko's) are sold by their "nominal (or approximate) overall length". Three factors affect the difference between overall length and vertical height. 1) The depth the pole goes into the base is typically less than two inches. 2) The distance from the filament to the top of the light is typically less than an inch. 3) Rake angle can shorten the vertical height by as much as an inch (for bends under 16 degrees). So, as a general rule, the installed "vertical height" will be between 2 and 4 inches less than the nominal length of the pole. Select the shortest light that will insure that the requirements are met after taking this difference into account. Be sure the light is long enough to be seen over any obstructions. If this light is too long to store easily, consider a fold-in-half light for easier storage.

5. Decide on a Collar Type



Some manufacturers use different types of collars to assure that their pole lights are held securely in the base. All Perko lights are shipped with at least one collar (an eccentric collar, a large threaded collar or a small threaded collar). Determine whether a collar is needed for the base in your boat or the base you want to use and match it by collar type to the pole you select. All Perko bases require collars.

6. Determine the Number of Pins



Bi-color lights are available with and without an integral white utility light. Those lights with a utility light require 3 contact pins. Determine if 2 or 3 contact pins are needed for the base in your boat or the base you select and match it to the pole you select.

Navigation Lights for Vessels Under 20 Meters (65.6 ft.) in Length

THE ALPHA SERIES UNIVERSAL REPLACEMENT WHITE ALL-ROUND LIGHTS



FIGS. 1400 & 1401 - CERTIFIED FOR USE ON
SAIL OR POWER DRIVEN VESSELS
UNDER 20 METERS (65.6 FT.) IN LENGTH


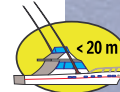


FIG. 0201

Traditional frosted globe allows for all round visibility even when globe orientation is not horizontally aligned. In addition, this design also provides limited cockpit illumination.



SMALL THREADED COLLAR

MULTI COLLAR POLE
LOCKING & LARGE THREADED

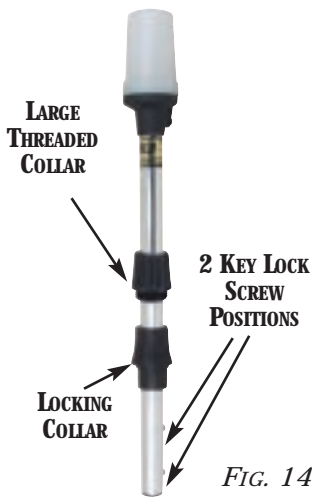


FIG. 1400

CONSTRUCTION

- ★ REPLACEMENT STOW-A-WAY PLUG-IN TYPE
- ★ WHITE TRANSLUCENT GLOBE
- ★ BLACK PLASTIC TOP
- ★ 3/4 INCH DIAMETER ANODIZED ALUMINUM TUBE
- ★ 12 VOLT BULB INCLUDED
- ★ SELECTIVE USE OF 2 SCREW HOLES AND/OR COLLAR ALLOW FOR USE IN MULTIPLE APPLICATIONS

FIG. 1401
SMALL THREAD

Note: Fig. 1400 is designed to also fit most other manufacturers' bases.



ORDERING INFORMATION

| Pole Length Inches | Dealer Pkg. 1 Pc. per Card | Dealer Pkg. Cards Per Package | OEM Bulk Pkg. 50 Pcs. | Ship Wt. Carton Lbs. DP/OEM Bulk |
|--|----------------------------|-------------------------------|-----------------------|----------------------------------|
| Locking and Large Threaded Collar Poles | | | | |
| 24 | 1400DP2CHR | 10 | 1400002CHR | 5.5/21.5 |
| 30 | 1400DP3CHR | 10 | 1400003CHR | 6.4/25.0 |
| 36 | 1400DP4CHR | 10 | 1400004CHR | 7.0/27.3 |
| 42 | 1400DP5CHR | 10 | 1400005CHR | 8.5/33.5 |
| 48 | 1400DP6CHR | 10 | 1400006CHR | 9.0/36.0 |
| 54 | 1400DP7CHR | 10 | 1400007CHR | 9.4/37.1 |
| 60 | 1400DP8CHR* | 10 | 1400008CHR* | 10.0/39.0 |
| Small Threaded Collar Poles | | | | |
| 24 | 1401DP2CHR | 10 | 1401002CHR | 5.5/21.5 |
| 30 | 1401DP3CHR | 10 | 1401003CHR | 6.4/25.0 |
| 36 | 1401DP4CHR | 10 | 1401004CHR | 7.0/27.3 |
| 42 | 1401DP5CHR | 10 | 1401005CHR | 8.5/33.5 |
| 48 | 1401DP6CHR | 10 | 1401006CHR | 9.0/36.0 |
| 54 | 1401DP7CHR | 10 | 1401007CHR | 9.4/37.1 |
| 60 | 1401DP8CHR* | 10 | 1401008CHR* | 10.0/39.0 |

* New Size

Note: The 1400 Series replaces the OLD 1400 and 1600 Series replacement lights.

BASES SOLD SEPARATELY FOR ORDERING INFORMATION SEE PAGE 48 - 50

SPARE PARTS ORDERING INFORMATION

Bulbs (2 per card): 0337012DP. White Translucent Globe: 0201DPWHT.

LOCKING COLLAR

Compatible Bases For Fig. 1400



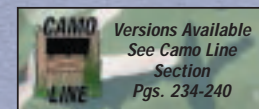
LARGE THREADED COLLAR

Compatible Base For Fig. 1400



SMALL THREADED COLLAR

Compatible Bases For Fig. 1401



PERKO®

Navigation Lights for Vessels Under 20 Meters (65.6 ft.) in Length

THE DELTA SERIES UNIVERSAL REPLACEMENT WHITE ALL-ROUND LIGHTS

FIGS. 1451 & 1470 - CERTIFIED FOR USE ON POWER DRIVEN VESSELS UNDER 20 METERS (65.6 FT.) IN LENGTH



Navigation Lights for Vessels Under 20 Meters (65.6 ft.) in Length

LOCKING COLLAR

Compatible Bases For Figs. 1451 & 1470



LARGE THREADED COLLAR

Compatible Base For Figs. 1451 & 1470



DELTA SERIES
GLOBE STYLE

DELTA SERIES DP PACKAGE INCLUDES:
TWO GLOBES AND TWO COLLARS



REDUCED GLARE GLOBE



FULL OUTPUT GLOBE



Large Threaded Collar & Locking Collar

The new Delta Series is the Ultimate Replacement Pole Light. This series offers the features of virtually every other replacement pole light on the market all in one single package.

CONSTRUCTION:

- ★ CONTEMPORARY STYLING
- ★ PLASTIC TOP
- ★ 12 VOLT BULB
- ★ 3/4" DIA. ANODIZED TUBE
- ★ STOW-A-WAY PLUG-IN POLE



Wide 40° Head Adjustability (± 20°)

2 SCREW POSITIONS FOR MULTIPLE BASE APPLICATIONS

2 GLOBES

LARGE THREADED COLLAR

LOCKING COLLAR

FIG. 1470

FIG. 1451
FOLD IN HALF
POLE

Note: Delta Series lights are designed to also fit most other manufacturers' bases.

THE DELTA SERIES UNIVERSAL REPLACEMENT WHITE ALL-ROUND LIGHTS

THE ULTIMATE UNIVERSAL POLE LIGHT

UNIVERSAL TYPE - DP Package includes two globes. A reduced glare globe preserves night vision while under way. A fully clear globe functions as a traditional globe offering cockpit illumination while still meeting navigation light requirements. No tools are required. Globes simply screw on and off.

**Wide 40°
Adjustability
(± 20°)**

UNIVERSAL FIT - DP Packaged light includes two collars and provides two key slot screw positions so that the Delta series fits more popular bases than any other light on the market.

UNIVERSAL ANGLE - the big 40 degree (± 20°) tilt range of the Delta series can be easily and widely adjusted. This allows Delta series lights to match all other popular base angles. In addition, the Delta series lights can be adjusted even further to match most custom bent pole applications supplied as original equipment on many boats.



FIG. 1470



ORDERING INFORMATION

| Approx. Pole Length Inches | Dealer Pkg. 1 Pc. per Card | Dealer Pkg. Cards per Package | Ship Wt. Carton Lbs. Dealer Pkg. |
|---------------------------------|----------------------------|-------------------------------|----------------------------------|
| <i>Straight Pole</i> | | | |
| 36 | 1470DP4CHR | 10 | 7.5 |
| 42 | 1470DP5CHR | 10 | 8.5 |
| 48 | 1470DP6CHR | 5 | 4.5 |
| 54 | 1470DP7CHR | 5 | 5.3 |
| 60 | 1470DP8CHR | 5 | 6.0 |
| <i>Fold in Half Pole</i> | | | |
| 48 | 1451DP6CHR | 5 | 6.0 |
| 60 | 1451DP8CHR | 5 | 6.8 |

**BASES SOLD SEPARATELY
FOR ORDERING INFORMATION SEE PAGE 48 - 50**

SPARE PARTS ORDERING INFORMATION

Bulbs For Lights on this Page (2 per card): 0338DP2CLR. Lens Assembly: 0239DP0BLK. 3 Globe Assortment (1 ea. 0238, 0239 & 0239 CLR Globes): 0030DP0001.



Look for These
Accessories on
Page 51



SPARE GLOBE SET
CAT. NO. 0030DP0001



SPARE COLLAR SET
CAT. NO. 0030DP0002



POLE STORAGE CLIPS
FIG. 0477



Navigation Lights for Vessels Under 20 Meters (65.6 ft.) in Length

OMEGA SERIES UNIVERSAL REPLACEMENT L.E.D. WHITE ALL-ROUND LIGHTS

FIGS. 1343 & 1348 - CERTIFIED FOR USE ON POWER DRIVEN VESSELS UNDER 20 METERS (65.6 FT.) IN LENGTH

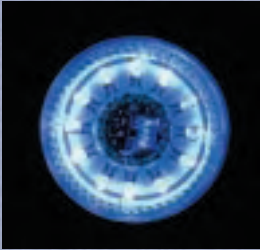
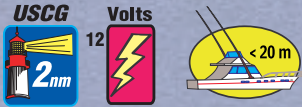


FIG 1343 & 1348
L.E.D. CIRCUIT


LOCKING COLLAR

Compatible Bases For
Figs. 1343 & 1348




LARGE THREADED COLLAR

Compatible Base For
Figs. 1343 & 1348



OMEGA SERIES
GLOBE STYLE

THE L.E.D. SERIES DP PACKAGE INCLUDES:
TWO COLLARS FOR UNIVERSAL ADAPTABILITY
REDUCED GLARE GLOBE



CONSTRUCTION:

- ★ CONTEMPORARY STYLING
- ★ PLASTIC TOP
- ★ 12 VOLT L.E.D
- ★ 3/4" DIA. ANODIZED TUBE
- ★ STOW-A-WAY PLUG-IN POLE

L.E.D.'S OFFER:

- Long Life
- Vibration Resistance
- Low Power Drain
- Improved Corrosion Resistance
- Low Operating Temperatures
- Sealed from the Environment



FIG. 1343



FIG. 1348
FOLD IN HALF
POLE

Navigation Lights for Vessels Under 20 Meters (65.6 ft.) in Length

OMEGA SERIES UNIVERSAL REPLACEMENT L.E.D. WHITE ALL-ROUND LIGHTS



Incandescent

L.E.D.

Wide 40°
Adjustability
(± 20°)

UNIVERSAL FIT - DP Packaged light includes two collars and provides two key slot screw positions so that the Omega Series fits more popular bases than any other light on the market.

UNIVERSAL ANGLE - the big 40 degree (± 20°) tilt range of the Omega Series can be easily and widely adjusted. This allows Omega Series lights to match all other popular base angles. In addition, the Omega Series lights can be adjusted even further to match most custom bent pole applications supplied as original equipment on many boats.



FIG. 1343



ORDERING INFORMATION

| Approx. Pole Length Inches | Dealer Pkg. 1 Pc. per Card | Dealer Pkg. Cards per Package | Ship Wt. Carton Lbs. Dealer Pkg. |
|---------------------------------|----------------------------|-------------------------------|----------------------------------|
| <i>Straight Pole</i> | | | |
| 36 | 1343DP4CHR | 1 | 7.5 |
| 48 | 1343DP6CHR | 1 | 4.5 |
| <i>Fold in Half Pole</i> | | | |
| 48 | 1348DP6CHR | 1 | 6.0 |
| 60 | 1348DP8CHR | 1 | 6.8 |

BASES SOLD SEPARATELY
FOR ORDERING INFORMATION SEE PAGE 48 - 50



Look for These Accessories on Page 51



SPARE COLLAR SET
CAT. No. 0030DP0002



POLE STORAGE CLIPS
FIG. 0477



Navigation Lights for Vessels Under 20 Meters (65.6 ft.) in Length

COASTAL SERIES REDUCED GLARE WHITE ALL-ROUND POLE LIGHTS



THESE LIGHTS ARE CERTIFIED FOR USE
ON POWER DRIVEN VESSELS
UNDER 20 METERS (65.6 FT.) IN LENGTH

LOCKING COLLAR

Compatible Bases For
Figs. 1460 & 1452



Compatible Bases For
Figs. 1456 & 1465



LARGE THREADED COLLAR

Compatible Base For
Fig. 1656



SMALL THREADED COLLAR

Compatible Bases For
Fig. 1461



COASTAL SERIES GLOBE STYLE CLEAR FLUTED GLOBE, FROSTED TOP



The Clear Globe allows for improved visibility when in rough water and from above. Advanced globe design reduces glare and helps preserve night vision.

CONSTRUCTION:

- ★ CONTEMPORARY STYLING
- ★ 12 VOLT BULB
- ★ 3/4" DIA. ANODIZED TUBE
- ★ STOW-A-WAY PLUG-IN POLE

LOCKING COLLAR POLES

THREADED COLLAR POLES



Navigation Lights for Vessels Under 20 Meters (65.6 ft.) in Length

COASTAL SERIES REDUCED GLARE WHITE ALL-ROUND POLE LIGHTS



ORDERING INFORMATION

Poles with Locking Collars

| Approx. Length Inches | Pole Rake | Dealer Pkg. 1 Pc. per Card | Dealer Pkg. Cards Per Package | OEM Bulk Pkg. 50 Pcs. | Ship Wt. Carton Lbs. DP/OEM Bulk |
|-----------------------|-----------|----------------------------|-------------------------------|-----------------------|----------------------------------|
| 24 | 0° | 1460DP2CHR | 10 | 1460002CHR | 5.8/23.0 |
| 30 | 0° | 1460DP3CHR | 10 | 1460003CHR | 6.6/26.5 |
| 36 | 0° | 1460DP4CHR | 10 | 1460004CHR | 7.4/28.5 |
| 42 | 0° | 1460DP5CHR | 10 | 1460005CHR | 8.1/35.0 |
| 48 | 0° | 1460DP6CHR | 5 | 1460006CHR | 4.9/37.5 |
| 54 | 0° | 1460DP7CHR | 5 | 1460007CHR | 5.3/40.0 |
| 60 | 0° | 1460DP8CHR* | 5 | 1460008CHR* | 6.0/42.0 |
| | | | | | |
| 24 | 5° | 1465DP2CHR | 10 | 1465002CHR | 5.8/23.0 |
| 30 | 5° | 1465DP3CHR | 10 | 1465003CHR | 6.6/26.5 |
| 36 | 5° | 1465DP4CHR | 10 | 1465004CHR | 7.4/28.5 |
| 42 | 5° | 1465DP5CHR | 10 | 1465005CHR | 8.1/35.0 |
| 48 | 5° | 1465DP6CHR | 5 | 1465006CHR | 4.9/37.5 |
| 54 | 5° | 1465DP7CHR | 5 | 1465007CHR | 5.3/40.0 |
| 60 | 5° | 1465DP8CHR* | 5 | 1465008CHR* | 6.0/42.0 |

Figs. 1452/1456 Folding Pole with Locking Collar

| Approx. Length Inches | Pole Rake | Dealer Pkg. 5 Pcs. 1 Pc. per Card | OEM Bulk Pkg. 50 Pcs. | Ship Wt. Carton Lbs. DP/OEM Bulk |
|-----------------------|-----------|-----------------------------------|-----------------------|----------------------------------|
| 54 | 0° | 1452DP7CHR | 1452007CHR | 6.0/62.4 |
| 54 | 5° | 1456DP7CHR | 1456007CHR | 6.0/62.4 |
| 60 | 0° | 1452DP8CHR* | 1452008CHR* | 7.0/65.0 |
| 60 | 5° | 1456DP8CHR* | 1456008CHR* | 7.0/65.0 |

* New Size



ORDERING INFORMATION

Poles with Large Threaded Collars

| Approx. Length Inches | Pole Rake | Dealer Pkg. 1 Pc. per Card | Dealer Pkg. Cards Per Package | OEM Bulk Pkg. 50 Pcs. | Ship Wt. Carton Lbs. DP/OEM Bulk |
|-----------------------|-----------|----------------------------|-------------------------------|-----------------------|----------------------------------|
| 36 | 5° | 1656DP4CHR | 10 | 1656004CHR | 7.4/28.5 |
| 42 | 5° | 1656DP5CHR | 10 | 1656005CHR | 8.1/35.0 |
| 48 | 5° | 1656DP6CHR | 5 | 1656006CHR | 4.9/37.5 |
| 54 | 5° | 1656DP7CHR | 5 | 1656007CHR | 5.3/40.0 |
| 60 | 5° | 1656DP8CHR* | 5 | 1656008CHR* | 6.0/42.0 |

* New Size



ORDERING INFORMATION

Poles with Small Threaded Collars

| Approx. Length Inches | Pole Rake | Dealer Pkg. 1 Pc. per Card | Dealer Pkg. Cards Per Package | OEM Bulk Pkg. 50 Pcs. | Ship Wt. Carton Lbs. DP/OEM Bulk |
|-----------------------|-----------|----------------------------|-------------------------------|-----------------------|----------------------------------|
| 36 | 0° | 1461DP4CHR | 10 | 1461004CHR | 7.4/28.5 |
| 42 | 0° | 1461DP5CHR | 10 | 1461005CHR | 8.1/35.0 |
| 48 | 0° | 1461DP6CHR | 5 | 1461006CHR | 4.9/37.5 |
| 54 | 0° | 1461DP7CHR | 5 | 1461007CHR | 5.3/40.0 |
| 60 | 0° | 1461DP8CHR* | 5 | 1461008CHR* | 6.0/42.0 |

* New Size

BASES SOLD SEPARATELY
FOR ORDERING INFORMATION SEE PAGE 48 - 50

SPARE PARTS ORDERING INFORMATION

Bulbs For Lights on this Page (2 per card): 0338DP2CLR. Lens Assembly: 0239DP0BLK.
 3 Globe Assortment (1 ea. 0238, 0239 & 0239 CLR Globes): 0030DP0001.



Look for These Accessories on Page 51



SPARE GLOBE SET
 CAT. No. 0030DP0001



SPARE COLLAR SET
 CAT. No. 0030DP0002



POLE STORAGE CLIPS
 FIG. 0477



Navigation Lights for Vessels Under 20 Meters (65.6 ft.) in Length

INLAND SERIES REDUCED GLARE WHITE ALL-ROUND POLE LIGHTS

THESE LIGHTS ARE CERTIFIED FOR USE
ON POWER DRIVEN VESSELS
UNDER 20 METERS (65.6 FT.) IN LENGTH



LOCKING COLLAR

Compatible Bases For
Figs. 1440 & 1450



Compatible Bases For
Figs. 1445 & 1455



LARGE THREADED COLLAR

Compatible Base For
Fig. 1622



SMALL THREADED COLLAR

Compatible Bases For
Fig. 1441



INLAND SERIES GLOBE STYLE

CLEAR FLUTED GLOBE,
BLACK PLASTIC TOP



FIG. 0238

The original "Reduced Glare" light. This design helps preserve night vision. In addition, since the amount of light wasted outside of the visibility zone is greatly reduced, this light does not attract as many bugs.

CONSTRUCTION:

- ★ CONTEMPORARY STYLING
- ★ 12 VOLT BULB
- ★ 3/4" DIA. ANODIZED TUBE
- ★ STOW-A-WAY PLUG-IN POLE

LOCKING COLLAR POLES

THREADED COLLAR POLES



FIG. 1440
0° RAKE

FIG. 1445
5° RAKE

FIG. 1441
0° RAKE
SMALL THREAD

FOLDING
POLE
FIG. 1450
0° RAKE
FIG. 1455
5° RAKE

FIG. 1622
5° RAKE
LARGE
THREAD

Navigation Lights for Vessels Under 20 Meters (65.6 ft.) in Length

INLAND SERIES REDUCED GLARE WHITE ALL-ROUND POLE LIGHTS



ORDERING INFORMATION

Poles with Locking Collars

| Approx. Length Inches | Pole Rake | Dealer Pkg. 1 Pc. per Card | Dealer Pkg. Cards Per Package | OEM Bulk Pkg. 50 Pcs. | Ship Wt. Carton Lbs. DP/OEM Bulk |
|-----------------------|-----------|----------------------------|-------------------------------|-----------------------|----------------------------------|
| 24 | 0° | 1440DP2CHR | 10 | 1440002CHR | 5.8/23.0 |
| 30 | 0° | 1440DP3CHR | 10 | 1440003CHR | 6.6/26.5 |
| 36 | 0° | 1440DP4CHR | 10 | 1440004CHR | 7.4/28.5 |
| 42 | 0° | 1440DP5CHR | 10 | 1440005CHR | 8.1/35.0 |
| 48 | 0° | 1440DP6CHR | 5 | 1440006CHR | 4.9/37.5 |
| 54 | 0° | 1440DP7CHR | 5 | 1440007CHR | 5.3/40.0 |
| 60 | 0° | 1440DP8CHR* | 5 | 1440008CHR* | 6.0/42.0 |
| | | | | | |
| 24 | 5° | 1445DP2CHR | 10 | 1445002CHR | 5.8/23.0 |
| 30 | 5° | 1445DP3CHR | 10 | 1445003CHR | 6.6/26.5 |
| 36 | 5° | 1445DP4CHR | 10 | 1445004CHR | 7.4/28.5 |
| 42 | 5° | 1445DP5CHR | 10 | 1445005CHR | 8.1/35.0 |
| 48 | 5° | 1445DP6CHR | 5 | 1445006CHR | 4.9/37.5 |
| 54 | 5° | 1445DP7CHR | 5 | 1445007CHR | 5.3/40.0 |
| 60 | 5° | 1445DP8CHR* | 5 | 1445008CHR* | 6.0/42.0 |

Figs. 1450/1455 Folding Pole with Locking Collar

| Approx. Length Inches | Pole Angle | Dealer Pkg. 5 Pcs. 1 Pc. per Card | OEM Bulk Pkg. 50 Pcs. | Ship Wt. Carton Lbs. DP/OEM Bulk |
|-----------------------|------------|-----------------------------------|-----------------------|----------------------------------|
| 54 | 0° | 1450DP7CHR | 1450007CHR | 6.0/62.4 |
| 54 | 5° | 1455DP7CHR | 1455007CHR | 6.0/62.4 |
| 60 | 0° | 1450DP8CHR* | 1450008CHR* | 7.0/65.0 |
| 60 | 5° | 1455DP8CHR* | 1455008CHR* | 7.0/65.0 |

* New Size



ORDERING INFORMATION

Poles with Large Threaded Collars

| Approx. Length Inches | Pole Rake | Dealer Pkg. 1 Pc. per Card | Dealer Pkg. Cards Per Package | OEM Bulk Pkg. 50 Pcs. | Ship Wt. Carton Lbs. DP/OEM Bulk |
|-----------------------|-----------|----------------------------|-------------------------------|-----------------------|----------------------------------|
| 36 | 5° | 1622DP4CHR | 10 | 1622004CHR | 7.4/28.5 |
| 42 | 5° | 1622DP5CHR | 10 | 1622005CHR | 8.1/35.0 |
| 48 | 5° | 1622DP6CHR | 5 | 1622006CHR | 4.9/37.5 |
| 54 | 5° | 1622DP7CHR | 5 | 1622007CHR | 5.3/40.0 |
| 60 | 5° | 1622DP8CHR* | 5 | 1622008CHR* | 6.0/42.0 |

* New Size



ORDERING INFORMATION

Poles with Small Threaded Collars

| Approx. Length Inches | Pole Rake | Dealer Pkg. 1 Pc. per Card | Dealer Pkg. Cards Per Package | OEM Bulk Pkg. 50 Pcs. | Ship Wt. Carton Lbs. DP/OEM Bulk |
|-----------------------|-----------|----------------------------|-------------------------------|-----------------------|----------------------------------|
| 36 | 0° | 1441DP4CHR | 10 | 1441004CHR | 7.4/28.5 |
| 42 | 0° | 1441DP5CHR | 10 | 1441005CHR | 8.1/35.0 |
| 48 | 0° | 1441DP6CHR | 5 | 1441006CHR | 4.9/37.5 |
| 54 | 0° | 1441DP7CHR | 5 | 1441007CHR | 5.3/40.0 |
| 60 | 0° | 1441DP8CHR* | 5 | 1441008CHR* | 6.0/42.0 |

* New Size

BASES SOLD SEPARATELY
FOR ORDERING INFORMATION SEE PAGE 48 - 50

SPARE PARTS ORDERING INFORMATION

Bulbs For Lights on this Page (2 per card): 0338DP2CLR. Lens Assembly: 0238DP0BLK.
 3 Globe Assortment (1 ea. 0238, 0239 & 0239 CLR Globes): 0030DP0001.



Look for These
Accessories on
Page 51



SPARE GLOBE SET
CAT. No. 0030DP0001



SPARE COLLAR SET
CAT. No. 0030DP0002



POLE STORAGE CLIPS
FIG. 0477



Navigation Lights for Vessels Under 20 Meters (65.6 ft.) in Length

WHITE ALL-ROUND POLE LIGHTS & BASE COMBINATIONS



THE LIGHTS ON THIS PAGE ARE CERTIFIED FOR USE ON POWER DRIVEN VESSELS UNDER 20 METERS (65.6 FT.) IN LENGTH

CONSTRUCTION:

- ★ 3/4 INCH DIAMETER ANODIZED TUBE
- ★ MOUNTING BASE INCLUDED
- ★ WATER PROOF COVER FOR BASE
- ★ 12 VOLT BULB INCLUDED

FIG. 1209 - STOW-A-WAY PLUG-IN TYPE POLE

- ★ CLEAR FRESNEL GLOBE
- ★ CHROME PLATED BRASS TOP AND BASE
- ★ SCREW ON PLASTIC COLLAR
- ★ WATERPROOF CAP AND RETAINER

FIG. 1311 - TELESCOPING TYPE POLE

- ★ CLEAR FRESNEL GLOBE
- ★ BLACK PLASTIC TOP, CHROME PLATED ZINC ALLOY BASE
- ★ LOCKING COLLAR ON POLE

FIG. 1330 - STOW-A-WAY PLUG-IN TYPE POLE

- ★ CLEAR FRESNEL GLOBE
- ★ BLACK PLASTIC TOP, CHROME PLATED ZINC ALLOY BASE
- ★ LOCKING COLLAR ON POLE

FIG. 1611 - TELESCOPING TYPE POLE

- ★ WHITE TRANSLUCENT GLOBE WITH BLACK PLASTIC TOP
- ★ CHROME PLATED ZINC ALLOY BASE
- ★ LOCKING COLLAR ON POLE




ORDERING INFORMATION

| Vertical Height Inches | Base Dimensions Inches | Dealer Pkg. 5 Cards 1 Pc. per Card | OEM Bulk Pkg. 50 Pcs. | Screw Size | Ship Wt. Carton Lbs. DP/OEM Bulk |
|------------------------|------------------------|------------------------------------|-----------------------|------------|----------------------------------|
| Fig. 1209 | | | | | |
| 21-7/8 | 3-3/8 x 2-1/4 | 1209DP2CHR | 1209002CHR | 8 | 6.6/32.2 |
| 28-1/2 | 3-3/8 x 2-1/4 | 1209DP3CHR | 1209003CHR | 8 | 7.3/35.4 |
| 34-1/8 | 3-3/8 x 2-1/4 | 1209DP4CHR | 1209004CHR | 8 | 8.0/36.8 |
| Fig. 1311 | | | | | |
| 20-1/8 | 3-3/4 x 1-5/8 | 1311DP2CHR | 1311002CHR | 8 | 5.5/28.7 |
| 26-5/8 | 3-3/4 x 1-5/8 | 1311DP3CHR | 1311003CHR | 8 | 6.2/29.4 |
| 32-3/8 | 3-3/4 x 1-5/8 | 1311DP4CHR | 1311004CHR | 8 | 6.4/29.4 |
| Fig. 1330 | | | | | |
| 20-11/16 | 3-3/4 x 1-5/8 | 1330DP2CHR | 1330002CHR | 8 | 5.6/28.2 |
| 27-1/4 | 3-3/4 x 1-5/8 | 1330DP3CHR | 1330003CHR | 8 | 6.4/29.4 |
| 33 | 3-3/4 x 1-5/8 | 1330DP4CHR | 1330004CHR | 8 | 6.6/30.4 |
| Fig. 1611 | | | | | |
| 20-1/4 | 3-3/4 x 1-5/8 | 1611DP2CHR | 1611002CHR | 8 | 5.1/27.3 |
| 26-1/2 | 3-3/4 x 1-5/8 | 1611DP3CHR | 1611003CHR | 8 | 6.1/32.9 |
| 32-3/8 | 3-3/4 x 1-5/8 | 1611DP4CHR | 1611004CHR | 8 | 6.3/34.0 |

SPARE PARTS ORDERING INFORMATION

- Fig. 1209 Bulb Socket: 0024DP2.
- Fig. 1209 Cap for Base: 0125DP0BLK.
- Globe for Figs. 1209, 1311, & 1330: 0248DP0CLR.
- Fig 1611 Globe : 0201DP0WHT.
- Bulbs for Figs. 1209, 1311, & 1330, (2 per card): 0337011DP.
- Bulbs For Fig. 1611 (2 per card): 0337012DP.
- Fig. 1209: Replacement Pole Size No. 2: 1209DP299A.
- Fig. 1209: Replacement Pole Size No. 3: 1209DP399A.
- Fig. 1209: Replacement Pole Size No. 4: 1209DP499A.
- Fig. 1330: Replacement Pole Size No. 2: 1330DP299A.
- Fig. 1330: Replacement Pole Size No. 3: 1330DP399A.
- Fig. 1330: Replacement Pole Size No. 4: 1330DP499A.
- Replacement Bases See Page 53

Navigation Lights for Vessels Under 20 Meters (65.6 ft.) in Length



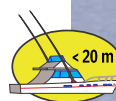
WHITE ALL-ROUND POLE LIGHTS



FIGS. 1134/1137 - FOLDING WINDSHIELD MOUNT LIGHTS
CERTIFIED FOR USE ON SAIL OR POWER DRIVEN VESSELS
UNDER 20 METERS (65.6 FT.) IN LENGTH



FIGS. 1634/1637 - FOLDING WINDSHIELD MOUNT LIGHTS
FIG. 1607 - TOWER/ARCH MOUNT LIGHT
CERTIFIED FOR USE ON POWER DRIVEN VESSELS UNDER
20 METERS (65.6 FT.) IN LENGTH



CONSTRUCTION:

- ★ 3/4 INCH DIAMETER ANODIZED ALUMINUM TUBE
- ★ PLASTIC ADAPTER FOR FLAT OR "V" TYPE MOUNT, CONTAINS NOTCH FOR THROUGH-BASE WIRING
- ★ FOLD-DOWN, ADJUSTABLE ANGLE
- ★ 12 VOLT BULB INCLUDED

FIGS. 1134 & 1137

- ★ WHITE TRANSLUCENT GLOBE
- ★ BLACK PLASTIC BASE

FIGS. 1607, 1634 & 1637

- ★ REDUCED GLARE DESIGN
- ★ BLACK PLASTIC TOP WITH CLEAR FLUTED LENS & FROSTED GLOBE
- ★ BLACK PLASTIC BASE



FIG. 1607
HORIZONTAL
MOUNT

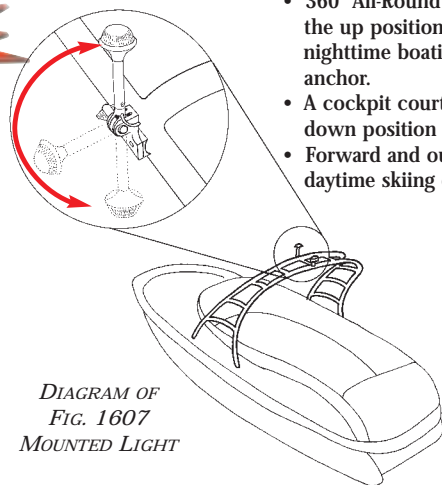


DIAGRAM OF
FIG. 1607
MOUNTED LIGHT

FIG. 1607 TOWER/ARCH MOUNT FEATURES

- 360° All-Round Navigation Light in the up position for all nighttime boating or while at anchor.
- A cockpit courtesy light in the down position while at the dock.
- Forward and out of the way for daytime skiing or boarding.



FIG. 1134
HORIZONTAL
MOUNT

FIG. 1137
VERTICAL
MOUNT



FIG. 1634
HORIZONTAL
MOUNT

FIG. 1637
VERTICAL
MOUNT



ORDERING INFORMATION

| Vertical Height Inches | Dimensions Base Inches | Dealer Pkg. 5 Cards 1 Pc. per Card | OEM Bulk Pkg. 50 Pcs. | Screw Size | Ship Wt. Carton Lbs. DP/OEM Bulk |
|------------------------|------------------------|------------------------------------|-----------------------|------------|----------------------------------|
| 14 | 2 x 1-1/2 | 1134DP0CHR | 1134000CHR | 8 | 3.4/22.9 |
| 14 | 2-1/4 x 5/8 | 1137DP0CHR | 1137000CHR | 8 | 3.3/30.0 |
| 6-3/4 | 2 x 1-1/2 | 1607DP0CHR | 1607000CHR | 8 | 3.7/29.2 |
| 13-3/8 | 2 x 1-1/2 | 1634DP0CHR | 1634000CHR | 8 | 3.0/20.2 |
| 13-3/8 | 2-1/4 x 5/8 | 1637DP0CHR | 1637000CHR | 8 | 3.2/21.3 |

SPARE PARTS ORDERING INFORMATION

FIGS. 1134 & 1137 Bulb (2 per card): 0337012DP. FIGS. 1134 & 1137Globe: 0201DP0WHT.
FIGS. 1607, 1634 & 1637 Bulbs (2 per card): 0338DP2CLR.
FIGS. 1607, 1634 & 1637 Lens Assembly: 0239DP0BLK.
Old Style Zinc Spare Bracket with Knob and End Plug for FIGS. 1134 & 1634: 1052DP0CHR.
Old Style Zinc Spare Bracket with Knob and End Plug for FIGS. 1137 & 1637: 1054DP0CHR.
New Style Plastic Spare Bracket with Knob and End Plug for FIGS. 1134 & 1634: 1052DPBBLK.
New Style Plastic Spare Bracket with Knob and End Plug for FIGS. 1137 & 1637: 1054DPBBLK.

Navigation Lights for Vessels Under 20 Meters (65.6 ft.) in Length

WHITE ALL-ROUND LIGHTS

Navigation Lights for Vessels Under 20 Meters (65.6 ft.) in Length

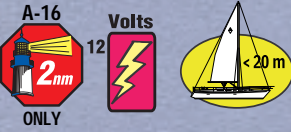
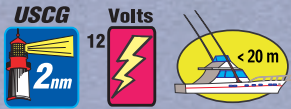


FIG. 1340
POWERBOAT
VERSION

FIG. 1341
SAILBOAT
VERSION

**Fig 1341
Great for Top
of Mast
Applications**

FIG. 1340 - CERTIFIED FOR USE ON POWER DRIVEN VESSELS UNDER 20 METERS (65.6 FT.) IN LENGTH

FIG. 1341 - CERTIFIED FOR REPLACEMENT USE ONLY ON SAIL OR POWER DRIVEN VESSELS UNDER 20 METERS (65.6 FT.) IN LENGTH

CONSTRUCTION:

CONSTRUCTION:

"REDUCED GLARE" DESIGN

- ★ WHITE PLASTIC TOP WITH CLEAR FLUTED LENS & FROSTED GLOBE
- ★ FIXED MOUNT WHITE PLASTIC BASE
- ★ 3/4 INCH DIAMETER ANODIZED ALUMINUM TUBE

L.E.D. FEATURES

- ★ USES LESS THAN HALF THE ENERGY DRAW OF STANDARD LIGHTS
- ★ LOW HEAT
- ★ LONG LIFE



ORDERING INFORMATION

| Vertical Height Inches | Dimensions Base Inches | Dealer Pkg. 1 Pc. per Card | OEM Bulk Pkg. 1 Pcs. | Screw Size | Ship Wt. Carton Lbs. DP/OEM Bulk |
|------------------------|------------------------|----------------------------|----------------------|------------|----------------------------------|
| 7-1/8 | 1 x 2-5/8 | 1340DP1WHT | 1340001WHT | 8 | 0.6/0.6 |
| 7-7/8 | 1 x 2-5/8 | 1341DP1WHT | 1341001WHT | 8 | 0.6/0.6 |



FIG. 1604

FIG. 1604 - CERTIFIED FOR USE ON POWER DRIVEN VESSELS UNDER 20 METERS (65.6 FT.) IN LENGTH

CONSTRUCTION:
"REDUCED GLARE" DESIGN

- ★ BLACK PLASTIC TOP WITH CLEAR FLUTED LENS & FROSTED GLOBE
- ★ FIXED MOUNT BLACK PLASTIC BASE
- ★ 3/4 INCH DIAMETER ANODIZED ALUMINUM TUBE
12 VOLT BULB INCLUDED



ORDERING INFORMATION

| Vertical Height Inches | Dimensions Base Inches | Dealer Pkg. 5 Cards 1 Pc. per Card | OEM Bulk Pkg. 50 Pcs. | Screw Size | Ship Wt. Carton Lbs. DP/OEM Bulk |
|------------------------|------------------------|------------------------------------|-----------------------|------------|----------------------------------|
| 7-1/8 | 1 x 2-5/8 | 1604DP0CHR | 1604000CHR | 8 | 2.0/12.5 |

SPARE PARTS ORDERING INFORMATION
Bulb For Fig. 1604 (2 per card): 0338DP2CLR.
Lens Assembly For Fig. 1604: 0239DP0BLK.

WHITE ALL-ROUND LIGHTS



FIGS. 0120/0170 SWB - CERTIFIED FOR USE ON
SAIL OR POWER DRIVEN VESSELS
UNDER 20 METERS (65.6 FT.) IN LENGTH



FIG. 1301 - CERTIFIED FOR USE ON
SAIL OR POWER DRIVEN VESSELS
UNDER 20 METERS (65.6 FT.) IN LENGTH

CONSTRUCTION:

- ★ WHITE TRANSLUCENT GLOBE AND BLACK PLASTIC TOP
- ★ FIXED MOUNT BLACK PLASTIC BASE
- ★ FIG. 1301 - 3/4 INCH DIAMETER
ANODIZED ALUMINUM TUBE

FIGS. 0120 SWB & 1301 - 12 VOLT BULB INCLUDED
FIG. 0170 SWB - 24 VOLT BULB INCLUDED



ORDERING INFORMATION

| Vertical Height Inches | Dimensions Base Inches | Dealer Pkg. 5 Cards 1 Pc. per Card | OEM Bulk Pkg. 50 Pcs. | Screw Size | Ship Wt. Carton Lbs. DP/OEM Bulk |
|------------------------|------------------------|------------------------------------|-----------------------|------------|----------------------------------|
| 3-7/8 | 1 x 2-5/8 | 0120SWBDP1 | 0120SWB12V | 8 | 1.9/10.0 |
| 3-7/8 | 1 x 2-5/8 | 0170SWBDP2 | 0170SWB24V | 8 | 1.9/10.0 |
| 7-1/8 | 1 x 2-5/8 | 1301DP0CHR | 1301000CHR | 8 | 2.2/11.6 |


SPARE PARTS ORDERING INFORMATION

12 Volt Bulbs For Figs. 0120SWB & 1301 (2 per card): 0337012DP.
Globe: 0201DP0WHT.
24 Volt Bulb For Fig. 0170SWB, (1 per card): 0337014DP.

FIGS. 0120 SWB & 1301



FIG. 0170 SWB



FIGS. 0120SWB & 0170SWB

FIG. 1301



FIGS. 0362 & 0371 - CERTIFIED FOR USE ON
SAIL OR POWER DRIVEN VESSELS
UNDER 20 METERS (65.6 FT.) IN LENGTH

CONSTRUCTION:

- ★ FROSTED GLOBE, CAST BRONZE
- ★ PLAIN OR CHROME PLATED
- ★ DOUBLE CONTACT SOCKET
- ★ 12 VOLT BULB INCLUDED



ORDERING INFORMATION

| Vertical Height Inches | O.D. Base Inches | Plain Bronze Dealer Pkg. 5 Cards 1 Pc. per Card | Chrome Plated Bronze Dealer Pkg. 5 Cards 1 Pc. per Card | Screw Size | Tapped Pipe Size Inches | Ship Wt. Carton Lbs. Dealer Pkg. |
|------------------------|------------------|---|---|------------|-------------------------|----------------------------------|
| 1-1/2 | ----- | 0362DP0PLB | 0362DP0CHR | ----- | 1/2 | 3.0 |
| 1-1/2 | 2-1/2 | 0371DP0PLB | 0371DP0CHR | 8 F.H. | ----- | 2.5 |

SPARE PARTS ORDERING INFORMATION

Bulbs (2 per card): 0337011DP.
Globe: 0248000FRD.
Socket: 0024DP1.




FIG. 0362



FIG. 0371



Navigation Lights for Vessels Under 20 Meters (65.6 ft.) in Length

LOCKING COLLAR POLE LIGHT MOUNTING BASES

COMPATIBLE BASES FOR LOCKING COLLAR POLES

FIG. 1045 (2 CONTACT) - PLUG-IN TYPE BASE
 FIG. 1045 (3 CONTACT) - PLUG-IN TYPE BASE



CONSTRUCTION:

- ★ BLACK PLASTIC AND CHROME PLATED BRASS
- ★ WATERPROOF SNAP-ON COVER

FIG. 1045 (2 CONTACT)

FITS FIGS. 1343, 1348, 1400, 1440, 1450, 1451, 1452,
 1460, 1470 SERIES ALL-ROUND POLE LIGHTS
 AND 1612 SERIES BI-COLOR POLE LIGHTS

FIG. 1045 (3 CONTACT)

FITS FIGS. 1211 & 1421 SERIES BI-COLOR POLE LIGHTS

**LOCKING COLLAR IS INCLUDED WITH DEALER PACKAGE TO ALLOW
 INTERCHANGEABILITY WITH DISCONTINUED STYLE BASES**



ORDERING INFORMATION

| Number of Contacts | Base Dimensions Inches | Tube Angle Degrees | Dealer Pkg. 5 Cards 1 Pc. per Card | OEM Bulk Pkg. 50 Pcs. | Screw Size | Ship Wt. Carton Lbs. DP/OEM Bulk |
|--------------------|------------------------|--------------------|------------------------------------|-----------------------|------------|----------------------------------|
| 2 | 2-1/4 O.D. | 0 | 1045P00DP | 1045P00CHR | 8 | 1.7/8.9 |
| 3 | 2-1/4 O.D. | 0 | 1045300DP | 1045300CHR | 8 | 1.7/8.9 |



FIG. 1045 (2 PIN)
 AND
 FIG. 1045 (3 PIN)
 0° RAKE



Versions Available
 See Camo Line
 Section
 Pgs. 234-240

Navigation Lights for Vessels Under 20 Meters (65.6 ft.) in Length

FIG. 1046 (2 CONTACT) - PLUG-IN TYPE BASE
 FIG. 1047 (2 CONTACT) - PLUG-IN TYPE BASE
 FIG. 1047 (3 CONTACT) - PLUG-IN TYPE BASE

CONSTRUCTION:

- ★ BLACK PLASTIC AND CHROME PLATED BRASS
- ★ WATER RESISTANT SLIDE COVER



FIG. 1046 (2 CONTACT)

FITS FIGS. 1343, 1348, 1400, 1445, 1451, 1455, 1456, 1465,
 AND 1470 SERIES ALL-ROUND POLE LIGHTS

FIG. 1047 (2 CONTACT)

FITS FIGS. 1343, 1348, 1400, 1440, 1450, 1451, 1452, 1460,
 AND 1470 SERIES ALL-ROUND POLE LIGHTS

FIG. 1047 (3 CONTACT)

FITS FIGS. 1211 & 1421 SERIES BI-COLOR POLE LIGHTS



ORDERING INFORMATION

| Number of Contacts | Base Dimensions Inches | Tube Angle Degrees | Dealer Pkg. 5 Cards 1 Pc. per Card | OEM Bulk Pkg. 50 Pcs. | Screw Size | Ship Wt. Carton Lbs. DP/OEM Bulk |
|--------------------|------------------------|--------------------|------------------------------------|-----------------------|------------|----------------------------------|
| 2 | 3-1/2 x 1-1/2 | 5 | 1046P00DP | 1046P00CHR | 8 | 1.7/11.9 |
| 2 | 3-1/2 x 1-1/2 | 0 | 1047P00DP | 1047P00CHR | 8 | 1.7/11.9 |
| 3 | 3-1/2 x 1-1/2 | 0 | 10473B0DP | 10473B0CHR | 8 | 1.7/11.9 |



FIG. 1046
 5° RAKE



FIG. 1047 (2 PIN)
 FIG. 1047 (3 PIN)
 0° RAKE

LOCKING COLLAR POLE LIGHT MOUNTING BASES

COMPATIBLE BASES FOR LOCKING COLLAR POLES CONTINUED

FIG. 1059 (2 CONTACT) - PLUG-IN TYPE BASE

CONSTRUCTION:

- ★ BLACK PLASTIC AND CHROME PLATED ZINC ALLOY
- ★ WATERPROOF SNAP-ON COVER



FIG. 1059 (2 CONTACT)

FITS FIGS. 1343, 1348, 1400, 1451 AND
1470 SERIES ALL-ROUND POLE LIGHTS

**LOCKING COLLAR IS INCLUDED WITH DEALER PACKAGE TO ALLOW
INTERCHANGEABILITY WITH DISCONTINUED STYLE BASES**



ORDERING INFORMATION

| Number of Contacts | Base Dimensions Inches | Tube Angle Degrees | Dealer Pkg. 5 Cards 1 Pc. per Card | OEM Bulk Pkg. 50 Pcs. | Screw Size | Ship Wt. Carton Lbs. DP/OEM Bulk |
|--------------------|------------------------|--------------------|------------------------------------|-----------------------|------------|----------------------------------|
| 2 | 3-3/4 x 1-5/8 | 16 | 1059P00DP | 1059P00CHR | 8 | 2.7/21.0 |



FIG. 1059
16° RAKE

FIG. 1060 (2 CONTACT) - PLUG-IN TYPE BASE

FIG. 1060 (3 CONTACT) - PLUG-IN TYPE BASE

CONSTRUCTION:

- ★ BLACK PLASTIC AND CHROME PLATED ZINC ALLOY
- ★ BLACK PLASTIC INSERT
- ★ WATERPROOF SNAP-ON COVER



FIG. 1060 (2 CONTACT)

FITS FIGS. 1343, 1348, 1400, 1445, 1451, 1455, 1456, 1465 AND 1470
SERIES ALL-ROUND POLE LIGHTS

FIG. 1060 (3 CONTACT)

FITS FIGS. 1212 & 1422 SERIES BI-COLOR POLE LIGHTS

**LOCKING COLLAR IS INCLUDED WITH DEALER PACKAGE TO ALLOW
INTERCHANGEABILITY WITH DISCONTINUED STYLE BASES**



ORDERING INFORMATION

| Number of Contacts | Base Dimensions Inches | Tube Angle Degrees | Dealer Pkg. 5 Cards 1 Pc. per Card | OEM Bulk Pkg. 50 Pcs. | Screw Size | Ship Wt. Carton Lbs. DP/OEM Bulk |
|--------------------|------------------------|--------------------|------------------------------------|-----------------------|------------|----------------------------------|
| 2 | 3-3/4 x 1-3/4 | 5 | 1060PB0DP | 1060PB0CHR | 8 | 2.2/17.5 |
| 3 | 3-3/4 x 1-3/4 | 5 | 10603B0DP | 10603B0CHR | 8 | 2.2/17.5 |



FIG. 1060 (2 PIN)
&
FIG. 1060 (3 PIN)
5° RAKE

Navigation Lights for Vessels Under 20 Meters (65.6 ft.) in Length

THREADED COLLAR POLE LIGHT MOUNTING BASES

COMPATIBLE BASES FOR LARGE THREADED COLLAR POLES

FIG. 1048 (2 CONTACT) - PLUG-IN TYPE BASE



CONSTRUCTION:

- ★ BLACK PLASTIC AND CHROME PLATED BRASS
- ★ WATERPROOF SNAP-ON COVER



FIG. 1048
5° RAKE

FIG. 1048 (2 CONTACT)

FITS FIGS. 1343, 1348, 1451, 1470, 1622
AND 1656 SERIES ALL-ROUND POLE LIGHTS.



ORDERING INFORMATION

| Number of Contacts | Base Dimensions Inches | Tube Angle Degrees | Dealer Pkg. 5 Cards 1 Pc. per Card | OEM Bulk Pkg. 50 Pcs. | Screw Size | Ship Wt. Carton Lbs. DP/OEM Bulk |
|--------------------|------------------------|--------------------|------------------------------------|-----------------------|------------|----------------------------------|
| 2 | 3-1/2 x 2 | 5 | 1048P00DP | 1048P00CHR | 8 | 1.3/9.3 |

COMPATIBLE BASES FOR SMALL THREADED COLLAR POLES

FIG. 1049 (2 CONTACT) - MINI MOUNT PLUG-IN TYPE BASE
FIG. 1049 (3 CONTACT) - MINI MOUNT PLUG-IN TYPE BASE



CONSTRUCTION:

- ★ PLAIN BLACK CAP OR CHROME PLATED BRASS INSERT AND WATERPROOF SNAP-ON COVER
- ★ BLACK PLASTIC BASE

FIG. 1049 (2 CONTACT)

FITS FIGS. 1401, 1441 AND 1461 SERIES ALL-ROUND POLE LIGHTS
AND 1614 SERIES BI-COLOR POLE LIGHTS.



ORDERING INFORMATION

| Top Type | Number of Contacts | Base Dimensions Inches | Tube Angle Degrees | Dealer Pkg. 5 Cards 1 Pc. per Card | OEM Bulk Pkg. 50 Pcs. | Ship Wt. Carton Lbs. DP/OEM Bulk |
|---------------|--------------------|------------------------|--------------------|------------------------------------|-----------------------|----------------------------------|
| Black | 2 | 1-15/16 O.D. | 0 | 1049P00DPB | 1049P00BLK | 1.3/9.3 |
| Black | 3 | 1-15/16 O.D. | 0 | 10493B0DPB | 10493B0BLK | 1.3/9.3 |
| Chrome Insert | 2 | 1-15/16 O.D. | 0 | 1049P00DPC | 1049P00CHR | 1.4/9.8 |
| Chrome Insert | 3 | 1-15/16 O.D. | 0 | 10493B0DPC | 10493B0CHR | 1.4/9.8 |

SPARE PARTS ORDERING INFORMATION

Plain Black Cap for Base: 1049DPB99A
Plain Black Cap with Chrome Brass Insert for Base: 1049DPC99A Installation Tool: 1049ITL99A

Navigation Lights for Vessels Under 20 Meters (65.6 ft.) in Length



FIG. 1049
0° RAKE

CHROME
TOP



BLACK
TOP



**Mini-Mount Base
Shown with tool
for easy
Installation**

NOTE: REQUIRES ACCESS FROM
UNDERNEATH FOR
INSTALLATION AND SERVICE

POLE LIGHT ACCESSORIES

FIG. 0030DP0001 - REPLACEMENT GLOBE SET

CONSTRUCTION
★ PLASTIC



THE GLOBE SET IS DESIGNED TO ALLOW THE BOAT OPERATOR MULTIPLE ILLUMINATION OPTIONS DEPENDING ON THE NIGHTTIME REQUIREMENTS

THE GLOBE SET CONTAINS 3 GLOBES



REDUCED GLARE



REDUCED GLARE
W/TOP LIGHT



FULL OUTPUT



ORDERING INFORMATION

| Description | Dealer Pkg.-5 Cards 1 Set per Card | Ship Wt. Carton Lbs. Dealer Pkg. |
|-------------|---------------------------------------|-------------------------------------|
| 3 Globe Set | 0030DP0001 | 1.5 |



GLOBE SET

FIG. 0030DP0002 - REPLACEMENT COLLAR SET

CONSTRUCTION
★ PLASTIC



THE COLLAR SET IS DESIGNED TO PROVIDE COLLARS TO FIT ALL OF PERKO'S PLUG-IN POLE LIGHTS

THE COLLAR SET CONTAINS 4 COLLARS
1 EACH LOCKING, LARGE THREADED,
SMALL THREADED AND SCREW ON COLLARS.



ORDERING INFORMATION

| Description | Dealer Pkg.-5 Cards 1 Set per Card | Ship Wt. Carton Lbs. Dealer Pkg. |
|--------------|---------------------------------------|-------------------------------------|
| 4 Collar Set | 0030DP0002 | 1.2 |

4 COLLAR SET



FIG. 0477 - POLE STORAGE CLIPS

CONSTRUCTION

- ★ SOFT BLACK PLASTIC, U.V. STABILIZED
- ★ FITS 3/4 INCH DIAMETER TUBING



ORDERING INFORMATION

| For Pole O.D. Inches | Dimensions Inches | Dealer Pkg. 10 Cards 1 Pair per Card | OEM Bulk Pkg. 50 Pair | Screw Size | Ship Wt. Carton Lbs. DP/OEM Bulk |
|----------------------|---------------------|---|-----------------------|------------|----------------------------------|
| 3/4 | 3/4 x 2-1/4 x 1-5/8 | 0477DP0BLK | 0477000BLK | 10 P.H. | 1.5/4.3 |




FIG. 0477



FIG. 1192 - GLARE SHIELD

CONSTRUCTION:

- ★ BLACK PLASTIC
- ★ FOR 3/4 INCH O.D. TUBING

★ CAN BE INSTALLED WITHOUT REMOVING LIGHT



ORDERING INFORMATION

| Dimensions Inches | Dealer Pkg. - 5 Cards 1 Pc. per Card | OEM Bulk Pkg. 25 Pcs. | Ship Wt. Carton Lbs. DP/OEM Bulk |
|-------------------|---|-----------------------|----------------------------------|
| 6 x 4-5/16 | 1192DP0BLK | 1192000BLK | 1.5/3.7 |



Fig. 1192



Navigation Lights for Vessels Under 20 Meters (65.6 ft.) in Length

REPLACEMENT BASES FOR WINDSHIELD MOUNT LIGHTS

Navigation Lights for Vessels Under 20 Meters (65.6 ft.) in Length



Fig. 1052



Fig. 1054



Fig. 1052A



Fig. 1054A



Fig. 1052B



Fig. 1054B



FIGS. 1052/1052A & 1054/1054A
 FOLD-DOWN, ADJUSTABLE ANGLE MOUNTING BASE WITH PLASTIC
 ADAPTER FOR "V" OR FLAT MOUNTING SURFACES
 COMPLETE WITH KNOB AND END PLUG

FIGS. 1052, 1052A, 1054 & 1054A

CONSTRUCTION:

★ *CHROME PLATED ZINC ALLOY*

FIGS. 1052/1054

DOES NOT CONTAIN NOTCH FOR THROUGH BASE WIRING

FIG. 1052

HORIZONTAL MOUNT, FITS FIGS. 1134 & 1634

FIG. 1054

VERTICAL MOUNT, FITS FIGS. 1137 & 1637

FIGS. 1052A/1054A

CONTAINS NOTCH FOR THROUGH BASE WIRING

FIG. 1052A

HORIZONTAL MOUNT, FITS FIGS. 1181 & 1281

FIG. 1054A

VERTICAL MOUNT, FITS FIGS. 1184 & 1284

FIGS. 1052B & 1054B

CONSTRUCTION:

★ *BLACK PLASTIC*

FIGS. 1052B/1054B

CONTAINS NOTCH FOR THROUGH BASE WIRING

UNIVERSAL MOUNTING BASE FITS ALL FOLD DOWN SERIES POLES

FIG. 1052B - HORIZONTAL MOUNT

FIG. 1054B - VERTICAL MOUNT



ORDERING INFORMATION

| | Through Base Wiring | Mount | Length Overall Inches | Width Overall Inches | Dealer Pkg. 5 Cards 1 Pc. per Card | Ship Wt. Carton Lbs. Dealer Pkg. |
|------------------------|---------------------------|----------|-----------------------------|----------------------------|--|--|
| Chr. Plated Zinc Alloy | No | Horiz. | 2 | 1-1/2 | 1052DP0CHR | 1.8 |
| Chr. Plated Zinc Alloy | No | Vertical | 2-1/4 | 5/8 | 1054DP0CHR | 1.8 |
| Chr. Plated Zinc Alloy | Yes | Horiz. | 2 | 1-1/2 | 1052DPACHR | 1.8 |
| Chr. Plated Zinc Alloy | Yes | Vertical | 2-1/4 | 5/8 | 1054DPACHR | 1.8 |
| Black Plastic | Yes | Horiz. | 2 | 1-1/2 | 1052DPBBLK | 1.2 |
| Black Plastic | Yes | Vertical | 2-1/4 | 5/8 | 1054DPBBLK | 1.2 |

REPLACEMENT BASES FOR PLUG-IN AND TELESCOPING POLE LIGHTS

FIGS. 1123-99A & 1124-99A - PLUG-IN TYPE MOUNTING BASES

CONSTRUCTION:

- ★ CHROME PLATED ZINC ALLOY MOUNTING BASE
- ★ BLACK PLASTIC WATERPROOF SCREW ON COVER FOR BASE
- ★ PLASTIC ADAPTER FOR "V" OR FLAT MOUNT

FIG. 1123-99A - HORIZONTAL MOUNT

FITS FIGS. 1123 & 1273 SERIES MASTHEAD ALL-ROUND LIGHTS

FIG. 1124-99A - VERTICAL MOUNT

FITS FIGS. 1124 & 1274 SERIES MASTHEAD ALL-ROUND LIGHTS



ORDERING INFORMATION

| Dimensions Bracket Inches | Dealer Pkg. - 5 Cards 1 Pc. per Card | Ship Wt. Carton Lbs. Dealer Pkg. |
|------------------------------|---|-------------------------------------|
| 2-1/4 x 3/4 | 1123DP099A | 2.4 |
| 3/4 x 2-1/4 | 1124DP099A | 2.5 |



FIG. 1123-99A



FIG. 1124-99A



FIG. 1209-99A (2 CONTACT) - PLUG IN TYPE BASE

FIG. 1125-99A (3 CONTACT) - PLUG IN TYPE BASE

CONSTRUCTION:

- ★ CHROME PLATED BRASS WITH SCREW ON CAP AND RETAINER

FIG. 1125-99A - FITS FIG. 1125 SERIES MASTHEAD ALL-ROUND LIGHT

FIG. 1209-99A - FITS FIG. 1209 SERIES WHITE ALL-ROUND LIGHT



ORDERING INFORMATION

| Base Dimensions Inches | Dealer Pkg. - 5 Cards 1 Pc. per Card | Tube Angle Degrees | Ship Wt. Carton Lbs. Dealer Pkg. |
|---------------------------|---|-----------------------|-------------------------------------|
| 3-3/8 x 2-1/4 | 1125DP099A | 16 | 2.5 |
| 3-3/8 x 2-1/4 | 1209DP099A | 16 | 2.5 |



FIGS. 1125-99A & 1209-99A

FIGS. 1059-T00 & 1060-TB0

LOCKING COLLAR, TELESCOPING TYPE BASE

CONSTRUCTION:

- ★ BLACK PLASTIC AND CHROME PLATED ZINC ALLOY
- ★ BLACK PLASTIC INSERT - (FIG. 1060 TB0)
- ★ WATERPROOF SNAP-ON COVER

FIG. 1059 T00 - FITS FIG. 1311 & 1611 SERIES

FIG. 1060 TB0 - FITS FIG. 1411 SERIES

LOCKING COLLAR IS INCLUDED WITH BASE TO ALLOW INTERCHANGEABILITY WITH DISCONTINUED STYLE BASES



ORDERING INFORMATION

| Base Dimensions Inches | Insert Type | Dealer Pkg. 5 Cards 1 Pc. per Card | Tube Angle Degrees | Ship Wt. Carton Lbs. Dealer Pkg. |
|---------------------------|-------------|--|-----------------------|-------------------------------------|
| 3-3/4 x 1-5/8 | None | 1059T00DP | 16 | 2.4 |
| 3-3/4 x 1-3/4 | Black | 1060TB0DP | 5 | 2.1 |



FIG. 1059T00

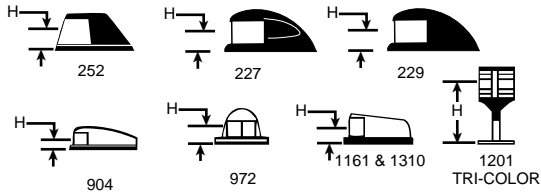


FIG. 1060TB0

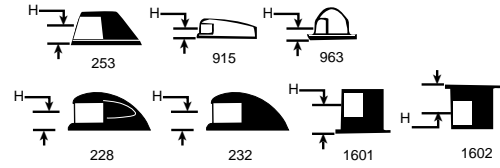
Navigation Lights for Vessels Under 20 Meters (65.6 ft.) in Length

NAVIGATION LIGHT VERTICAL HEIGHTS

BI-COLOR LIGHTS



SIDE LIGHTS



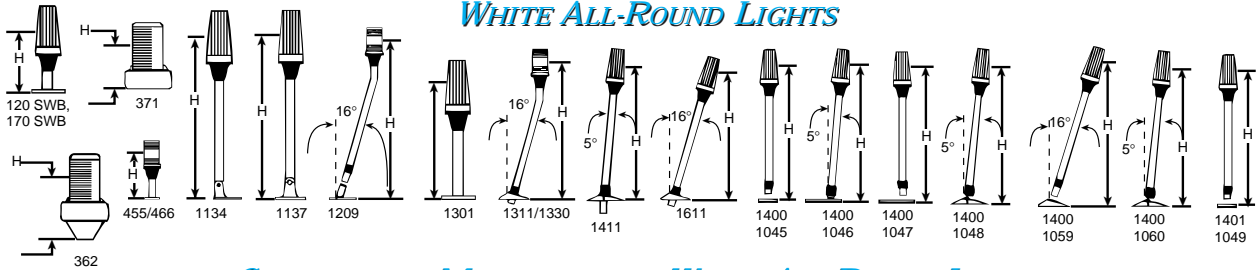
Bi-Color Lights

| FIG. | 227 | 229 | 252 | 904 | 972 | 1161 | 1201 | 1218 | 1310 |
|------|-----|-----|-------|-----|-----|------|-------|-------|------|
| H | 5/8 | 1 | 13/16 | 7/8 | 7/8 | 1 | 3-1/4 | 1-5/8 | 1 |

Side Lights

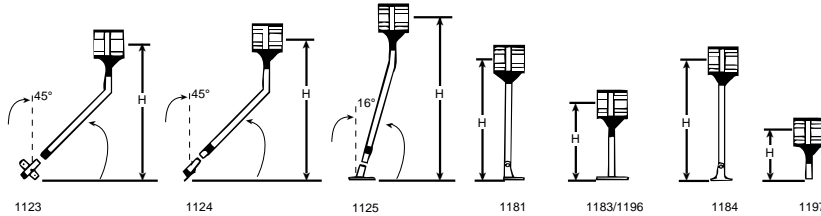
| FIG. | 228 | 232 | 253 | 915 | 963 | 1601 | 1602 |
|------|-----|-----|-------|-----|-----|-------|-------|
| H | 5/8 | 1 | 13/16 | 7/8 | 7/8 | 1-1/4 | 1-1/4 |

WHITE ALL-ROUND LIGHTS



Pole Fig. No
Base Fig. No.

COMBINATION MASTHEAD AND WHITE ALL-ROUND LIGHTS

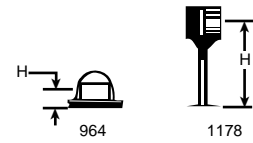


DIMENSIONS

| SIZE | Base | 1 | 2 | 3 | 4 | 5 | 6 | 7 | 8 |
|--|------|-------|--------|----------|--------|--------|--------|--------|--------|
| Pole Fig. | Fig. | H | H | H | H | H | H | H | H |
| WHITE ALL-ROUND LIGHTS | | | | | | | | | |
| 120 SWB | | 3-7/8 | | | | | | | |
| 170 SWB | | 3-7/8 | | | | | | | |
| 362 | | 1-1/2 | | | | | | | |
| 371 | | 1-1/2 | | | | | | | |
| 455 | | 4-1/2 | 11-7/8 | | | | | | |
| 466 | | 4-1/2 | 11-7/8 | | | | | | |
| 1134 | | 14 | | | | | | | |
| 1137 | | 14 | | | | | | | |
| 1209 | | | 21-7/8 | 28-1/2 | 34-1/8 | | | | |
| 1301 | | | 7-1/8 | | | | | | |
| 1311 | | | | 20-1/8 | 26-5/8 | 32-3/8 | | | |
| 1330 | | | | 20-11/16 | 27-1/4 | 33 | | | |
| 1411 | | | | 22 | 27-5/8 | 33-5/8 | | | |
| 1611 | | | | 20-1/4 | 26-1/2 | 32-3/8 | | | |
| 1400 | 1045 | | | | | 40-3/4 | 46-7/8 | 51-3/4 | 57-3/4 |
| 1400 | 1046 | | | | | 21-5/8 | 27-1/4 | 33-1/4 | 40-5/8 |
| 1400 | 1047 | | | | | 40-5/8 | 46-7/8 | 51-3/4 | 57-3/4 |
| 1400 | 1048 | | | | | 34 | 40 | 46 | 52 |
| 1401 | 1049 | | | | | 33-1/4 | 40-3/4 | 46-7/8 | 51-3/4 |
| 1400 | 1059 | | | | | 21-5/8 | 27-1/4 | 33 | 40-1/8 |
| 1400 | 1060 | | | | | 22 | 27-5/8 | 33-5/8 | 41 |
| COMBINATION MASTHEAD AND WHITE ALL-ROUND LIGHTS | | | | | | | | | |
| 1123 | | | | 11-1/4 | 20-1/2 | | | | |
| 1124 | | | | 12-1/2 | 22 | | | | |
| 1125 | | | | | | 33-7/8 | | | |
| 1181 | | | | | | | | | |
| 1183 | | | | | | | | | |
| 1184 | | | | | | | | | |
| 1196 | | | | 5-1/16 | 11-1/4 | | | | |
| 1197 | | | | 4 | | | | | |

Note: Vertical heights shown above are for various pole light and base combinations.

MASTHEAD LIGHTS



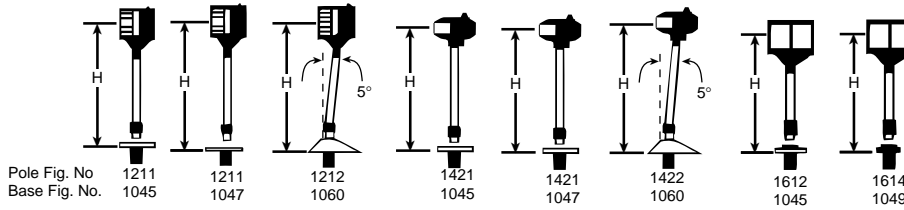
Masthead Lights

| FIG. | 964 | 1178 |
|------|-----|-------|
| H | 7/8 | 3-1/4 |

In accordance with the '72 COLREGS, navigation rules state that the center of the bulb filament of white lights must be mounted at least 1 meter (approx 40") above center of the filament of the red/green lights. The "vertical height" (H) of a light is measured from the deck of the boat to the center of the light filament. Most pole lights (all of Perko's) are sold by their "nominal (or approximate) overall length" Three factors affect the difference between overall length and vertical height. 1) The depth the pole goes into the base is typically less than two inches. 2) The distance from the filament to the top of the light is typically less than an inch. 3) Rake angle can shorten the vertical height by as much as an inch (for bends under 16 degrees). So, as a general rule, the installed "vertical height" will be between 2 and 4 inches less than the nominal length of the pole. Select the shortest light that will insure that the requirements are met after taking this difference into account. Be sure the light is long enough to be seen over any obstructions. If this light is too long to store easily, consider a fold-in-half light for easier storage.

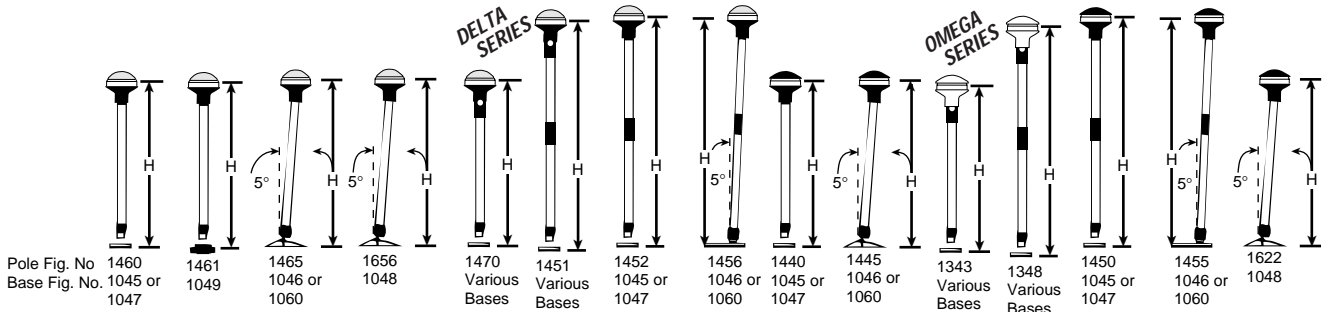
NAVIGATION LIGHT VERTICAL HEIGHTS

BI-COLOR POLE LIGHTS

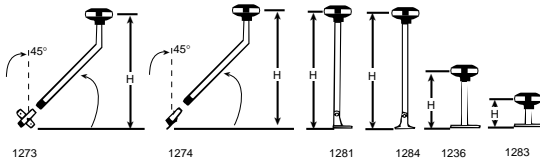


| BI-COLOR POLE LIGHTS | | | | | | | | | | | | |
|----------------------|------|------|---------|---------|---------|---------|---------|-------|---------|---------|---------|---------|
| Pole. Fig. No. | 1211 | 1211 | 1212 | 1421 #2 | 1421 #2 | 1421 #3 | 1421 #3 | 1422 | 1612 #2 | 1612 #3 | 1614 #2 | 1614 #3 |
| Base Fig. No. | 1045 | 1047 | 1060 | 1045 | 1047 | 1045 | 1047 | 1060 | 1045 | 1045 | 1049 | 1049 |
| H | 10 | 10 | 10-7/16 | 9-9/16 | 9-9/16 | 15-1/8 | 15-1/8 | 9-7/8 | 9-13/16 | 15-1/8 | 9-13/16 | 15-1/8 |

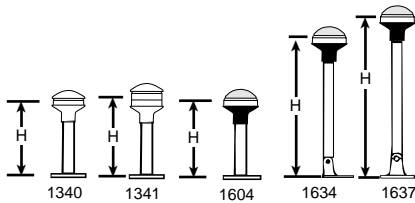
"REDUCED GLARE" DESIGN WHITE ALL-ROUND LIGHTS



"REDUCED GLARE" DESIGN COMBINATION MASTHEAD AND WHITE ALL-ROUND LIGHTS



FIXED MOUNT WHITE ALL-ROUND LIGHTS



| DIMENSIONS | | | | |
|---|---------|-------|--------|--------|
| SIZE | 1 2 3 | | | |
| Fig. No. | H | H | H | H |
| "REDUCED GLARE" DESIGN FIXED MOUNT WHITE ALL-ROUND LIGHTS | | | | |
| 1340 | 7-1/8 | | | |
| 1341 | 7-7/8 | | | |
| 1604 | 7-1/8 | | | |
| 1634 | 13-3/8 | | | |
| 1637 | 13-1/2 | | | |
| "REDUCED GLARE" DESIGN COMBINATION MASTHEAD AND WHITE ALL-ROUND LIGHTS | | | | |
| 1236 | | 4-1/2 | 11 | |
| 1273 | | | 10-5/8 | 20 |
| 1274 | | | 11-7/8 | 21-5/8 |
| 1281 | 12-3/16 | | | |
| 1283 | 2-1/4 | | | |
| 1284 | 12-3/16 | | | |

POLE LIGHT AND BASE COMBINATIONS VERTICAL HEIGHTS

| SIZE | 3 | 4 | 5 | 6 | 7 | 8 |
|--|-----------|---|---------|----------|---------|---------|
| Pole Fig. | Base Fig. | H | H | H | H | H |
| "REDUCED GLARE" DESIGN WHITE ALL-ROUND LIGHTS | | | | | | |
| 1343 | 1045 | | 33-3/4 | | 45-3/4 | |
| 1343 | 1046 | | 33-7/8 | | 45-7/8 | |
| 1343 | 1047 | | 33-3/4 | | 45-3/4 | |
| 1343 | 1048 | | 34 | | 46 | |
| 1343 | 1059 | | 34-1/2 | | 46-1/2 | |
| 1343 | 1060 | | 34-1/8 | | 46-1/8 | |
| 1348/1451 | 1045 | | | | 46-5/8 | 58-5/8 |
| 1348/1451 | 1046 | | | | 46-1/2 | 58-1/2 |
| 1348/1451 | 1047 | | | | 46-5/8 | 58-5/8 |
| 1348/1451 | 1048 | | | | 46-3/4 | 58-3/4 |
| 1348/1451 | 1059 | | | | 47-1/4 | 59-1/4 |
| 1348/1451 | 1060 | | | | 46-7/8 | 48-7/8 |
| 1440 | 1045 | | 33 | 40-5/8 | 46-3/8 | 51-7/16 |
| 1440 | 1047 | | 33 | 39 | 45 | 51 |
| 1441 | 1049 | | 33 | 39 | 45 | 51 |
| 1445 | 1046 | | 32-3/4 | 40-5/16 | 46-7/16 | 51-1/4 |
| 1445 | 1060 | | 33-3/16 | 40-11/16 | 46-1/4 | 51-7/16 |
| 1450 | 1045 | | | | | 52-1/4 |
| 1450 | 1047 | | | | | 51-3/4 |
| 1452 | 1045 | | | | | 51-3/4 |
| 1452 | 1047 | | | | | 51-3/4 |
| 1455 | 1046 | | | | | 52-1/4 |
| 1455 | 1060 | | | | | 52-1/8 |
| 1456 | 1046 | | | | | 51-3/4 |
| 1456 | 1060 | | | | | 52-1/8 |
| 1460 | 1045 | | 33 | 39 | 45 | 51 |
| 1460 | 1047 | | 33 | 39 | 45 | 51 |
| 1465 | 1046 | | 33 | 39 | 45 | 51 |
| 1465 | 1060 | | 33-3/8 | 39-3/8 | 45-3/8 | 51-3/8 |
| 1461 | 1049 | | 33 | 40-5/8 | 46-3/8 | 51-3/8 |
| 1470 | 1045 | | 33-3/4 | 39-3/4 | 45-3/4 | 51-3/4 |
| 1470 | 1046 | | 33-7/8 | 39-7/8 | 45-7/8 | 51-7/8 |
| 1470 | 1047 | | 33-3/4 | 39-3/4 | 45-3/4 | 51-3/4 |
| 1470 | 1048 | | 34 | 40 | 46 | 52 |
| 1470 | 1059 | | 34-1/2 | 40-1/2 | 46-1/2 | 52-1/2 |
| 1470 | 1060 | | 34-1/8 | 40-1/8 | 46-1/8 | 52-1/8 |
| 1622 | 1048 | | 33-1/16 | 40-5/8 | 46-3/8 | 51-5/16 |
| 1656 | 1048 | | 33-1/16 | 40-5/8 | 46-3/8 | 51-5/16 |

Note: Vertical heights shown above are for various pole light and base combinations.

Navigation Lights for Vessels Under 20 Meters (65.6 ft.) in Length

ALL-ROUND LIGHTS

FIG. 0108 - CERTIFIED FOR USE ON
POWER DRIVEN VESSELS
UNDER 20 METERS (65.6 FT.) IN LENGTH



Fig. 0108


CONSTRUCTION:

- ★ BLACK PLASTIC WITH FESTOON TYPE ELECTRICAL SOCKET
- ★ FOR 12, 24 OR 32 VOLTS, BULB NOT INCLUDED

ORDERING INFORMATION

| Description | Height Overall Inches | O.D. Base Inches | Tapped Pipe Size Inches | Black Plastic Standard Pkg. - 1 Pc. | Screw Size | Ship Wt. Carton Lbs. Std. Pkg. |
|-----------------|-----------------------|------------------|-------------------------|-------------------------------------|------------|--------------------------------|
| White All-Round | 6 | 3-1/8 | 1/2* | 010800BLK** | 10 | 1.0 |
| Red All-Round | 6 | 3-1/8 | 1/2* | 0108R00BLK | 10 | 1.0 |
| Green All-Round | 6 | 3-1/8 | 1/2* | 0108G00BLK | 10 | 1.0 |

*Base Removable for Surface Mounting.
**This Light is Supplied with a Gray Tinted Globe.



FIGS. 0112B & 0309B - CERTIFIED FOR REPLACEMENT USE
ONLY ON POWER DRIVEN VESSELS
UNDER 20 METERS (65.6 FT.) IN LENGTH



Fig. 0112-B

CONSTRUCTION:

- ★ CAST BRONZE
- ★ MEDIUM SCREW BASE TYPE ELECTRICAL SOCKET
- ★ FOR 12 OR 32 VOLTS, BULB NOT INCLUDED

ORDERING INFORMATION

| Description | Height Overall Inches | O.D. Base Inches | Tapped Pipe Size Inches | Plain Bronze Standard Pkg. - 1 Pc. | Screw Size | Ship Wt. Carton Lbs. Std. Pkg. |
|------------------|-----------------------|------------------|-------------------------|------------------------------------|------------|--------------------------------|
| White All-Round | 8-3/4 | 3-1/8 | --- | 0112B00PLB | 8 | 2.5 |
| Red All-Round | 8-3/4 | 3-1/8 | --- | 0112RB0PLB | 8 | 2.5 |
| Green All-Round | 8-3/4 | 3-1/8 | --- | 0112GB0PLB | 8 | 2.5 |
| Yellow All-Round | 8-3/4 | 3-1/8 | --- | 0112MB0PLB | 8 | 2.5 |
| White All-Round | 6-1/2 | ----- | 1/2 | 0309B00PLB | -- | 1.8 |
| Red All-Round | 6-1/2 | ----- | 1/2 | 0309RB0PLB | -- | 1.8 |
| Green All-Round | 6-1/2 | ----- | 1/2 | 0309GB0PLB | -- | 1.8 |
| Yellow All-Round | 6-1/2 | ----- | 1/2 | 0309MB0PLB | -- | 1.8 |



Fig. 0309-B

SPARE PARTS ORDERING INFORMATION FOR FIGS. 0108, 0112 & 0309

Globes:
White: 0106000WHT.
Gray: 0106000GRY.
Red: 0106000RED.
Green: 0106000GRN.
Yellow: 0106000YLW.


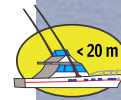
Required Bulbs:
12 Volts for Fig. 0108 (2 Per card): 0070DP1CLR.
12 Volts for White and Yellow Figs. 0112 and 0309: 0340005FRD.
12 Volts for Red and Green Figs. 0112 and 0309: 0340006FRD.
24 Volts for Fig. 0108 (2 per Card): 0067DP2CLR.
32 Volts for Fig. 0108 (2 per Card): 0070DP2CLR.
32 Volts for White and Yellow Figs. 0112 and 0309: 0340011FRD.
32 Volts for Red and Green Figs. 0112 and 0309: 0340012FRD.

Spare Medium Screw Base Socket: 0226.
Spare Base and Gasket for Fig. 0108: 0222DP0BLK.

EUROPEAN STYLE L.E.D. NAVIGATION LIGHTS



FIG. 0170 SERIES L.E.D. - CERTIFIED FOR USE ON
SAIL OR POWER DRIVEN VESSELS
UNDER 20 METERS (65.6 FT.) IN LENGTH
(12 OR 24 VOLT)



CONSTRUCTION OPTIONS:

- ★ CHROME PLATED BRASS TOP WITH BLACK PLASTIC BASE
- ★ ALL BLACK PLASTIC
- ★ ALL WHITE PLASTIC
- ★ 12 VOLT OR 24 VOLT L.E.D.

L.E.D. FEATURES

- ★ USES LESS THAN HALF THE ENERGY DRAW OF STANDARD LIGHTS
- ★ LOW HEAT
- ★ LONG LIFE



Dimensions 0170 Series L.E.D.'s

| Ht. Overall Inches | Proj. Overall Inches | Width Inches | Screw Size |
|-----------------------|-------------------------|-----------------|---------------|
| 3-5/8 | 2-1/2 | 4-1/8 | 10 |



Fig. 0170MSD Fig. 0170MPO




Fig. 0170BSD Fig. 0170BPO




Fig. 0170WSD Fig. 0170WPO



Fig. 0170MSN



Fig. 0170BSN



Fig. 0170WSN



ORDERING INFORMATION - 0170 L.E.D. SERIES 12 & 24 VOLT

| Description | Visibility Arc | 12 Volt | | 24 Volt | | Visibility Miles | Ship Wt. Carton Lbs. Std Pkg/DP |
|----------------------------|-------------------|---|-----------------|---|-----------------|---------------------|---------------------------------------|
| | | Dealer Pkg. 1 Card 1 Pc. per Card | Std. Pkg. 1 Pc. | Dealer Pkg. 1 Card 1 Pc. per Card | Std. Pkg. 1 Pc. | | |
| Black Plastic | | | | | | | |
| Red Side Light | 112-1/2° | 0170BP0DP3 | 0170BP012L | 0170BP0DP4 | 0170BP024L | 2 | 0.5/0.6 |
| Green Side Light | 112-1/2° | 0170BSDDP3 | 0170BSD12L | 0170BSDDP4 | 0170BSD24L | 2 | 0.5/0.6 |
| White Stern Light | 135° | 0170BSNDP3 | 0170BSN12L | 0170BSNDP4 | 0170BSN24L | 2 | 0.5/0.6 |
| Chrome Plated Brass | | | | | | | |
| Red Side Light | 112-1/2° | 0170MP0DP3 | 0170MP012L | 0170MP0DP4 | 0170MP024L | 2 | 0.6/0.7 |
| Green Side Light | 112-1/2° | 0170MSDDP3 | 0170MSD12L | 0170MSDDP4 | 0170MSD24L | 2 | 0.6/0.7 |
| White Stern Light | 135° | 0170MSNDP3 | 0170MSN12L | 0170MSNDP4 | 0170MSN24L | 2 | 0.6/0.7 |
| White Plastic | | | | | | | |
| Red Side Light | 112-1/2° | 0170WP0DP3 | 0170WP012L | 0170WP0DP4 | 0170WP024L | 2 | 0.5/0.6 |
| Green Side Light | 112-1/2° | 0170WSDDP3 | 0170WSD12L | 0170WSDDP4 | 0170WSD24L | 2 | 0.5/0.6 |
| White Stern Light | 135° | 0170WSNDP3 | 0170WSN12L | 0170WSNDP4 | 0170WSN24L | 2 | 0.5/0.6 |

Navigation Lights for Vessels Under 20 Meters (65.6 ft.) in Length

EUROPEAN STYLE NAVIGATION LIGHTS

FIG. 0120



FIG. 0170

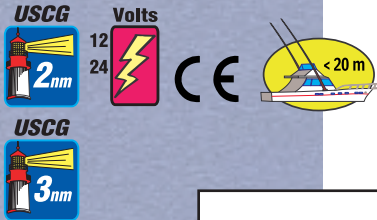


FIG. 0120 SERIES - CERTIFIED FOR USE ON
SAIL OR POWER DRIVEN VESSELS
UNDER 12 METERS (39.4 FT.) IN LENGTH (12V ONLY)



FIG. 0170 SERIES - CERTIFIED FOR USE ON
SAIL OR POWER DRIVEN VESSELS
UNDER 20 METERS (65.6 FT.) IN LENGTH (12V OR 24V)



CONSTRUCTION OPTIONS:

- ★ CHROME PLATED BRASS TOP, BLACK PLASTIC BASE
- ★ ALL BLACK PLASTIC
- ★ ALL WHITE PLASTIC
- ★ 12 VOLT OR 24 VOLT BULB INCLUDED

| | Ht. Overall Inches | Proj. Overall Inches | Width Inches | Screw Size | Ship Wt. Carton Std Pkg/DP/OEM Bulk |
|--------------------------------|-----------------------|-------------------------|-----------------|---------------|--|
| 0120/0170 Chrome Series | 3-5/8 | 2-1/2 | 4-1/8 | 10 | 0.6/2.5/2.5 |
| 0120/0170 Black Plastic Series | 3-5/8 | 2-1/2 | 4-1/8 | 10 | 0.5/2.3/2.3 |
| 0120/0170 White Plastic Series | 3-5/8 | 2-1/2 | 4-1/8 | 10 | 0.5/2.3/2.3 |
| 0120 & 0170BMD | 7 | 4-3/4 | 4-1/8 | 10 | 0.9/5.4/5.4 |
| 0120SWB | 5-1/8* | ----- | 2-1/2 | 8 | --/1.7/10.0 |
| 0170SWB | 5-1/8* | ----- | 2-1/2 | 8 | --/1.7/10.0 |

*Vertical Height - 3-3/4 Inches.




FIG. 0120MSD FIG. 0120MPO
0170MSD 0170MPO




FIG. 0120BSD FIG. 0120BPO
0170BSD 0170BPO



FIG. 0120WSD FIG. 0120WPO
0170WSD 0170WPO



FIG. 0120MBO
0170MBO***



FIG. 0120BBO
0170BBO***



FIG. 0120WBO
0170WBO***



FIG. 0120MSN FIG. 0120MMO
0170MSN 0170MMO



FIG. 0120BSN FIG. 0120BMO
0170BSN 0170BMO

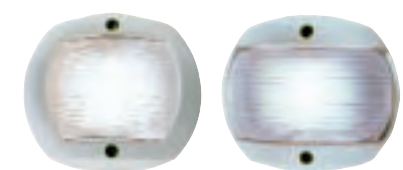


FIG. 0120WSN FIG. 0120WMO
0170WSN 0170WMO



FIG. 0120SWB
0170SWB

FIG. 0120BMD
0170BMD



0170BMD
12 VOLT ONLY

SPARE PARTS ORDERING INFORMATION

Halogen Bulb for Deck Spreader Light: 006812V20W.
Bulbs (2 per card) for 0120 SWB: 0337012DP.
Bulb for 0170SWB, (1 per card) (24 Volt): 0337014DP.
Bulbs (2 per card) for All Other 0120's: 0069DP0CLR.

Bulbs (2 per card) for 0170 BSN, MSN & WSN (24 Volt): 0067DP1CLR.
Bulbs (2 per card) for 0170 BSN, MSN & WSN (12 Volt): 0069 DP0CLR.
Bulbs (2 per card) for All Other 12 Volt 0170's: 0070DP1CLR.
Bulbs (2 per card) for All Other 24 Volt 0170's: 0067DP2CLR.

For Lens and Shield Assembly, Replace the Last Three Digits of the Catalog Number with the Letters "LNS" (e.g., 0120BB0LNS, for a Black Shield and Bi-Color Lens).

Navigation Lights for Vessels Under 20 Meters (65.6 ft.) in Length

EUROPEAN STYLE NAVIGATION LIGHTS

0120 SERIES & 0170 SERIES LIGHTS



ORDERING INFORMATION - 0120 SERIES 12 VOLT

| Description | Visibility Arc | Dealer Pkg. - 5 Cards 1 Pc. per Card | OEM Bulk Pkg. 5 Pcs. | Visibility Miles |
|-------------------------------------|----------------|---|-------------------------|------------------|
| Black Plastic | | | | |
| Bi-Color Light | 225° | 0120BB0DP1 | 0120BB012V* | 1 |
| Red Side Light | 112-1/2° | 0120BP0DP1 | 0120BP012V* | 1 |
| Green Side Light | 112-1/2° | 0120BSDDP1 | 0120BSD12V* | 1 |
| White Masthead Light | 225° | 0120BM0DP1 | 0120BM012V* | 2 |
| White Stern Light | 135° | 0120BSNDP1 | 0120BSN12V* | 2 |
| Chrome Plated Brass | | | | |
| Bi-Color Light | 225° | 0120MB0DP1 | 0120MB012V* | 1 |
| Red Side Light | 112-1/2° | 0120MP0DP1 | 0120MP012V | 1 |
| Green Side Light | 112-1/2° | 0120MSDDP1 | 0120MSD12V | 1 |
| White Masthead Light | 225° | 0120MM0DP1 | 0120MM012V* | 2 |
| White Stern Light | 135° | 0120MSNDP1 | 0120MSN12V* | 2 |
| White Plastic | | | | |
| Bi-Color Light | 225° | 0120WB0DP1 | 0120WB012V* | 1 |
| Red Side Light | 112-1/2° | 0120WP0DP1 | 0120WP012V | 1 |
| Green Side Light | 112-1/2° | 0120WSDDP1 | 0120WSD12V | 1 |
| White Masthead Light | 225° | 0120WM0DP1 | 0120WM012V | 2 |
| White Stern Light | 135° | 0120WSNDP1 | 0120WSN12V | 2 |
| Masthead/Deck Spreader Light | 225° | 0120BMDDP1 | 0120BMD12V* | 2 |
| White All-Round Light | 360° | 0120SWBDP1 | 0120SWB12V** | 2 |



ORDERING INFORMATION - 0170 SERIES 12 & 24 VOLT

| Description | Visibility Arc | 12 Volt | | 24 Volt | | Visibility Miles |
|------------------------------|----------------|---|------------------------|---|-----------------|------------------|
| | | Dealer Pkg. - 5 Cards 1 Pc. per Card | OEM Bulk Pkg. 5 Pcs | Dealer Pkg. - 5 Cards 1 Pc. per Card | Std. Pkg. 1 Pc. | |
| Black Plastic | | | | | | |
| Bi-Color Light*** | 225° | 0170BB0DP1 | 0170BB012V* | 0170BB0DP2 | 0170BB024V | 2 |
| Red Side Light | 112-1/2° | 0170BP0DP1 | 0170BP012V | 0170BP0DP2 | 0170BP024V | 2 |
| Green Side Light | 112-1/2° | 0170BSDDP1 | 0170BSD12V | 0170BSDDP2 | 0170BSD24V | 2 |
| White Masthead Light | 225° | 0170BM0DP1 | 0170BM012V* | 0170BM0DP2 | 0170BM024V | 3 |
| White Stern Light | 135° | 0170BSNDP1 | 0170BSN12V* | 0170BSNDP2 | 0170BSN24V | 2 |
| Chrome Plated Brass | | | | | | |
| Bi-Color Light*** | 225° | 0170MB0DP1 | 0170MB012V* | 0170MB0DP2 | 0170MB024V | 2 |
| Red Side Light | 112-1/2° | 0170MP0DP1 | 0170MP012V | 0170MP0DP2 | 0170MP024V | 2 |
| Green Side Light | 112-1/2° | 0170MSDDP1 | 0170MSD12V | 0170MSDDP2 | 0170MSD24V | 2 |
| White Masthead Light | 225° | 0170MM0DP1 | 0170MM012V | 0170MM0DP2 | 0170MM024V | 3 |
| White Stern Light | 135° | 0170MSNDP1 | 0170MSN12V | 0170MSNDP2 | 0170MSN24V | 2 |
| White Plastic | | | | | | |
| Bi-Color Light*** | 225° | 0170WB0DP1 | 0170WB012V* | 0170WB0DP2 | 0170WB024V | 2 |
| Red Side Light | 112-1/2° | 0170WP0DP1 | 0170WP012V | 0170WP0DP2 | 0170WP024V | 2 |
| Green Side Light | 112-1/2° | 0170WSDDP1 | 0170WSD12V | 0170WSDDP2 | 0170WSD24V | 2 |
| White Masthead Light | 225° | 0170WM0DP1 | 0170WM012V* | 0170WM0DP2 | 0170WM024V | 3 |
| White Stern Light | 135° | 0170WSNDP1 | 0170WSN12V* | 0170WSNDP2 | 0170WSN24V | 2 |
| White All-Round Light | 360° | (See 0120 SWB Above) | (See 0120 SWB Above) | 0170SWBDP2 | ----- | 2 |
| Mast/Dk Spreader Lt | 225° | 0170 BMD DP1 | ----- | ----- | ----- | 3 |

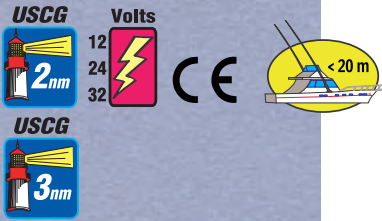
* Available Std Pkg. 1 Pc Only.

** OEM Bulk Pkg. - 50 pcs.

*** Certified for A-16 Replacement Use Only on vessels built prior to 11/1/03.

EUROPEAN STYLE NAVIGATION LIGHTS

FIG. 0200 SERIES - CERTIFIED FOR USE ON
SAIL OR POWER DRIVEN VESSELS
UNDER 20 METERS (65.6 FT.) IN LENGTH



CONSTRUCTION OPTIONS:

- ★ 12, 24 OR 32 VOLT BULB INCLUDED

TOP MOUNT

- ★ BLACK PLASTIC WITH STAINLESS STEEL MOUNTING BRACKET

BASE MOUNT

- ★ BLACK PLASTIC

HALYARD MOUNT

- ★ BLACK PLASTIC WITH STAINLESS STEEL MOUNTING HARDWARE

| | Height Overall Inches | Projection Inches | O.D. Base Inches | Height Lens Inches | Screw Size |
|-------------------|--------------------------|----------------------|---------------------|-----------------------|---------------|
| Top Mount | 4-13/16 | 3-5/16 | ----- | 2-3/4 | 8 |
| Base Mount | 4-7/8 | ----- | 3-5/16 | 2-3/4 | 10 |
| Halyard | 7-1/8 | ----- | 3-5/16 | 2-3/4 | --- |
| Double Base Mount | 8-5/8 | ----- | 3-5/16 | 2-3/4 | 10 |

TOP MOUNT



Fig. 0200SDT Fig. 0200PTO



Fig. 0200MTO Fig. 0200BTO



Fig. 0200SNT Fig. 0200TWT

DOUBLE STACK BASE MOUNT



Fig. 0200TAB** Fig. 0200GRB

HALYARD MOUNT



Fig. 0200SRH

BASE MOUNT



Fig. 0200SGB Fig. 0200SRB



Fig. 0200MBO Fig. 0200BBO



Fig. 0200SNB Fig. 0200TWB

SPARE PARTS ORDERING INFORMATION

Lens Assembly Part Numbers are Determined by Replacing the Last Three Digits of the Catalog Number with the Letters "LNS" (example: 0200BT0LNS, for a Bi-Color Top Mount Lens Assembly).

Replacement Bulb Sockets: (single and lower for double) Cat. No. 0093, (upper for double), Cat. No. 0095.

Navigation Lights for Vessels Under 20 Meters (65.6 ft.) in Length

EUROPEAN STYLE NAVIGATION LIGHTS

0200 SERIES TOP MOUNT, BASE MOUNT, HALYARD MOUNT & DOUBLE STACK BASE MOUNT



ORDERING INFORMATION - FOR 12 VOLT LIGHTS

| Description | Visibility Arc | Dealer Pkg. - 5 Cards 1 Pc. per Card | Visibility Miles | Replacement Bulb | Ship Wt. Carton Lbs. Dealer Package |
|---------------------------------------|----------------|---|------------------|------------------|--|
| <u>TOP MOUNT</u> | | | | | |
| Bi-Color Light | 225° | 0200BT0DP1 | 2 | 037512V25W | 4.3 |
| Red Side Light | 112-1/2° | 0200PT0DP1 | 2 | 037512V25W | 4.5 |
| Green Side Light | 112-1/2° | 0200SDTDP1 | 2 | 037512V25W | 4.5 |
| White Masthead Light | 225° | 0200MT0DP1 | 3 | 037512V25W | 4.3 |
| White Stern Light | 135° | 0200SNTDP1 | 2 | 037512V10W | 4.5 |
| Yellow Towing Light | 135° | 0200TWTDP1 | 2 | 037512V10W | 4.5 |
| <u>BASE MOUNT</u> | | | | | |
| Bi-Color Light | 225° | 0200BB0DP1 | 2 | 037512V25W | 4.0 |
| Red Side Light | 112-1/2° | 0200PB0DP1 | 2 | 037512V25W | 4.2 |
| Green Side Light | 112-1/2° | 0200SDBDP1 | 2 | 037512V25W | 4.2 |
| White Masthead Light | 225° | 0200MB0DP1 | 3 | 037512V25W | 4.0 |
| White Stern Light | 135° | 0200SNBDP1 | 2 | 037512V10W | 4.2 |
| Yellow Towing Light | 135° | 0200TWBDP1 | 2 | 037512V10W | 4.0 |
| White All-Round Light | 360° | 0200SWBDP1 | 2 | 037512V10W | 3.8 |
| Red All-Round Light | 360° | 0200SRBDP1 | 2 | 037512V25W | 3.8 |
| Green All-Round Light | 360° | 0200SGBDP1 | 2 | 037512V25W | 3.8 |
| Tri-Color Light* | 360° | 0200TB0DP1** | 2 | 037512V25W | 3.8 |
| <u>HALYARD MOUNT</u> | | | | | |
| White All-Round Light | 360° | 0200SWHDP1 | 2 | 037512V10W | 5.0 |
| Red All-Round Light | 360° | 0200SRHDP1 | 2 | 037512V25W | 5.0 |
| Green All-Round Light | 360° | 0200SGHDP1 | 2 | 037512V25W | 5.0 |
| <u>DOUBLE STACK BASE MOUNT</u> | | | | | |
| Tri-Color/White All-Round Light* | 360° | 0200TABDP1** | 2/2 | 037512V25W/10W | 6.1 |
| Masthead/White All-Round Light | 360° | 0200MABDP1 | 3/2 | 037512V25W/10W | 6.2 |
| Green/Red All-Round Light | 360° | 0200GRBDP1 | 2/2 | 037512V25W/25W | 6.0 |

* For Use on Vessels Under Sail Alone.

** 32VCertified for A-16 Replacement Use Only on vessels built prior to 11/1/03.

ORDERING INFORMATION - FOR 24V LIGHTS

For 24V Lights, Replace the "DP1" with "DP2".
For the Replacement Bulb,
Replace the "12V" with "24V" (e.g., 037524V25W).

ORDERING INFORMATION - FOR 32V LIGHTS

For 32V Lights, Replace the "DP1" with "DP3".
For the Replacement Bulb,
Replace the "12V" with "32V" (e.g., 037532V25W).

FIG. 0222 - PIPE MOUNTING BRACKET - FOR USE ON ALL 0200 SERIES BASE MOUNT LIGHTS

CONSTRUCTION:

★ BLACK PLASTIC

★ INCLUDES SCREWS AND SOFT BLACK MOUNTING GASKET
FOR MOUNTING BRACKET TO LIGHT



ORDERING INFORMATION

| O.D. Overall Inches | Tapped Pipe Size Inches | Dealer Pkg. - 5 bags 1 Pc. per bag | Ship Wt. Carton Lbs. Dealer Pkg |
|---------------------------|-------------------------------|---------------------------------------|---------------------------------------|
| 3-5/16 | 1/2 | 0222DP0BLK | 0.7 |



FIG. 0222



Navigation Lights for Vessels Under 20 Meters (65.6 ft.) in Length

NAVIGATION LIGHTS

FIG. 0108 - CERTIFIED FOR USE ON POWER DRIVEN VESSELS UNDER 20 METERS (65.6 FT.) IN LENGTH

FIGS. 0109, 0110 & 0111 - CERTIFIED FOR USE ON POWER DRIVEN VESSELS UNDER 20 METERS (65.6 FT.) IN LENGTH

CONSTRUCTION:

★ BLACK PLASTIC

★ FOR 12, 24 OR 32 VOLTS, BULB NOT INCLUDED

| Fig. | Ht. Overall Inches | Ht. Lens Inches | Tapped Pipe Size | Screw Size |
|------------|--------------------|-----------------|------------------|------------|
| 0108 | 6 | 5 | 1/2* | 10 |
| All Others | 5-1/4 | 4-1/4 | ---- | 10 |

ORDERING INFORMATION

| Description | Visibility Arc | Black Plastic Std Pkg. - 1 Pc. | Visibility Miles | Ship Wt. Carton Lbs. Std. Pkg |
|-------------------------|----------------|--------------------------------|------------------|-------------------------------|
| Red Side Light | 112-1/2° | 0109R00BLK | 2 | 0.9 |
| Green Side Light | 112-1/2° | 0109G00BLK | 2 | 0.9 |
| White Masthead Light | 225° | 0110000BLK | 3 | 0.9 |
| White Stern Light | 135° | 0111000BLK | 2 | 0.9 |
| Yellow Towing Light | 135° | 0111M00BLK | 2 | 0.9 |
| White All-Round Light** | 360° | 0108000BLK | 2 | 1.0 |
| Red All-Round Light | 360° | 0108R00BLK | 2 | 1.0 |
| Green All-Round Light | 360° | 0108G00BLK | 2 | 1.0 |

*Base Removable for Flush Mounting.

**This Light is Supplied with a Gray Tinted Globe.



FIG. 0109



FIG. 0110



FIG. 0108



FIG. 0111



FIG. 0109

SPARE PARTS ORDERING INFORMATION

Spare Lenses:

112-1/2° Fig. No. 0259H02, Specify Color.
 135° Fig. No. 0269H02, Specify Color.
 225° Fig. No. 0256H02WHT.
 360° Fig. No. 0106000, Specify Color.

Required Bulbs:

For 12 Volts (2 per card): 0070DP1CLR.
 For 24 Volts (2 per card): 0067DP2CLR.
 For 32 Volts (2 per card): 0070DP2CLR.
 Base and Gasket for Fig. No. 0108: 0222DP0BLK.

FIG. 0329 - MEAL AND ABSENT LIGHT

CONSTRUCTION:

- ★ CHROME PLATED BRONZE WITH BLUE & WHITE PLASTIC LENSES
- ★ FOR 12 OR 32 VOLTS, BULBS NOT INCLUDED
- ★ DOUBLE CONTACT BAYONET SOCKETS
- ★ BLUE OWNER ABSENT LIGHT AND WHITE MEALTIME LIGHT
- ★ REPLACES BLUE AND WHITE FLAGS FOR USE AT NIGHT
- ★ FOR MOUNTING ON MAIN STARBOARD YARDARM

ORDERING INFORMATION

| Dimensions Base Inches | Length Overall Inches | O.D. Globe Inches | Standard Pkg. - 1 pc. | Screw Size | Ship Wt. Carton Lbs. Std. Pkg. |
|------------------------|-----------------------|-------------------|-----------------------|------------|--------------------------------|
| 3-3/8 x 1-3/4 | 9 | 2-1/2 | 0329000CHR | 8 | 2.8 |

SPARE PARTS ORDERING INFORMATION

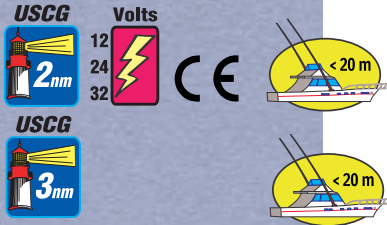
Required Bulbs (2 per card) For 12 Volt Use: 0337011DP.
 Required Bulbs (1 per card) For 32 Volt Use: 0337018DP.
 Socket: 0024DP1.

Blue Globe: 0250000BLU.
 White Globe: 0250000WHT.




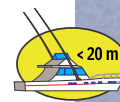
FIG. 0329

Navigation Lights for Vessels Under 20 Meters (65.6 ft.) in Length



NAVIGATION LIGHTS

FIGS. 0004F, 0005F, 0007F - CERTIFIED FOR
REPLACEMENT USE ON POWER DRIVEN VESSELS
 UNDER 20 METERS (65.6 FT.) IN LENGTH



ONLY



ONLY

CONSTRUCTION:

- ★ GALVANIZED STEEL SHEET METAL OR POLISHED BRASS
- ★ BOTTOM OPENING, COMPLETE WITH MOUNTING BRACKET
- ★ FOR 12 OR 32 VOLTS, BULB NOT INCLUDED

| Height Overall Inches | Height Lens Inches | Screw Size |
|--------------------------|-----------------------|---------------|
| 8-1/2 | 5-1/8 | 10 |

ORDERING INFORMATION

| Description | Visibility Arc | Galvanized Steel | Polished Brass | Visibility Miles | Ship Wt. Carton Lbs. Standard Pkg. |
|----------------------|-------------------|---------------------|-------------------|---------------------|--|
| Side Lights (Pair) | 112-1/2° | 0004F03GAL | 0004F03POL | 2 | 4.6 |
| Red Side Light | 112-1/2° | 0004RF3GAL | 0004RF3POL | 2 | 2.7 |
| Green Side Light | 112-1/2° | 0004GF3GAL | 0004GF3POL | 2 | 2.5 |
| White Masthead Light | 225° | 0005F03GAL | 0005F03POL | 3 | 2.7 |
| White Stern Light | 135° | 0007F03GAL | 0007F03POL | 2 | 2.6 |
| Yellow Towing Light | 135° | 0007MF3GAL | 0007MF3POL | 2 | 2.6 |



Fig. 0007F



Fig. 0007MF



Fig. 0005F



Fig. 0004F

SPARE PARTS ORDERING INFORMATION

Lenses:

- 112-1/2° Fig. No. 0259CL3, Specify Color.
- 135° Fig. No. 0269CL3, Specify Color.
- 225° Fig. No. 0256CL3WHT.

- Mounting Bracket: 0131000GAL or PLB.
- Spare Electric Adapter: 0290F03.

Required Bulbs:

- Bulbs (12 volts-2 per card): 0070DP1CLR.
- Bulbs (32 volts-2 per card): 0070DP2CLR.

Navigation Lights for Vessels Under 20 Meters (65.6 ft.) in Length

SPARE PARTS

FOR NAVIGATION LIGHTS ON VESSELS
UNDER 20 METERS (65.6 FT.) IN LENGTH



FIG. 0290

FIG. 0290 - ELECTRIC ADAPTER
BRASS SPRING TYPE FOR DOUBLE ENDED BULBS

ORDERING INFORMATION

| O.D. Overall Inches | I.D. Light Opening Inches | Height Overall Inches | Standard Pkg. - 1 Pc. | Used With Light Series |
|------------------------|------------------------------|--------------------------|--------------------------|---------------------------|
| 4-1/2 | 3-3/16 | 5-1/4 | 0290F03 | 0004, 0005, 0007, F03 |

Navigation Lights for Vessels Under 20 Meters (65.6 ft.) in Length



FIG. 0052



FIG. 0276

FIGS. 0052 & 0276 - DOUBLE CONTACT BAYONET SOCKETS
BRASS, WITH 6 INCH WIRE LEADS - FIG. 0276 TAPPED FOR 1/8 INCH PIPE



ORDERING INFORMATION

| Length Overall Inches | Standard Pkg. - 5 Pcs. | Dealer Pkg. - 10 Cards 1 Pc. per Card |
|--------------------------|---------------------------|--|
| 1 | ----- | 0052DP |
| 1-1/2 | 0276000 | ----- |
| 2 | 0276002 | ----- |
| 2-3/8 | 0276003 | ----- |



FIG. 0024 - DOUBLE CONTACT BAYONET SOCKET

BLACK PLASTIC BODY



FIG. 0024



ORDERING INFORMATION

| Length Pigtail Inches | O.D. Inches | Dealer Pkg. - 10 Cards 1 Pc. per Card |
|--------------------------|----------------|--|
| 10 | 3/4 | 0024DP1 |
| 60 | 3/4 | 0024DP2 |



FIG. 1109 - SINGLE CONTACT BAYONET SOCKET

BRASS BODY



FIG. 1109



ORDERING INFORMATION

| Length Pigtail Inches | Length Socket Inches | O.D. Inches | Dealer Pkg. - 10 Cards 1 Pc. per Card |
|--------------------------|-------------------------|----------------|--|
| 6 | 5/8 | 3/8 | 1109DP |



SPARE BULBS FOR NAVIGATION LIGHTS

FOR NAVIGATION LIGHTS ON VESSELS
UNDER 20 METERS (65.6 FT.) IN LENGTH

FIG. 0337 - DOUBLE CONTACT BAYONET BASE BULB

ORDERING INFORMATION

| Nominal Voltage | Wattage | Amps | Dealer Pkg. 5 cards | Bulbs per card | Bulb Diameter Inches | Mfr. Lamp No. |
|-----------------|---------|------|---------------------|----------------|----------------------|---------------|
| 12 | 7 | .58 | 0337011DP | 2 | 3/4 | 90 |
| 12 | 11 | .94 | 0337012DP | 2 | 3/4 | 1004 |
| 24 | 15 | .63 | 0337014DP | 1 | 1 | 306 |
| 32 | 13 | .40 | 0337018DP | 1 | 3/4 | 624 |

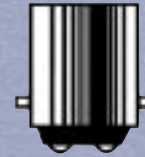


FIG. 0337



FIG. 0375 - DOUBLE CONTACT BAYONET INDEXING BASE BULB

ORDERING INFORMATION

| Nominal Voltage | Wattage | Amps | Standard Pkg.- 1 bulb |
|-----------------|---------|------|-----------------------|
| 12 | 10 | .83 | 037512V10W |
| 12 | 25 | 2.08 | 037512V25W |
| 24 | 10 | .42 | 037524V10W |
| 24 | 25 | 1.04 | 037524V25W |
| 32 | 10 | .31 | 037532V10W |
| 32 | 25 | .78 | 037532V25W |



FIG. 0375

FIG. 0340 - MEDIUM SCREW BASE BULB

ORDERING INFORMATION

| Nominal Voltage | Wattage | Amps | Standard Pkg. - 6 bulbs | Type | L.C.L. Inches | Mfr. Lamp No. |
|-----------------|---------|------|-------------------------|------|---------------|---------------|
| 12 | 15 | 1.25 | 0340005FRD | A-17 | 2-3/8 | 15-A |
| 12 | 25 | 2.08 | 0340006FRD | A-19 | 2-9/16 | 25-A |
| 32 | 15 | .47 | 0340011FRD | A-17 | 2-3/8 | 15-A |
| 32 | 25 | .78 | 0340012FRD* | A-19 | 2-9/16 | 25-A |

*Standard Pkg. - 2 bulbs



FIG. 0340



FIG. 0338 - WEDGE BASE BULB

ORDERING INFORMATION

| Nominal Voltage | Wattage | Amps | Dealer Pkg. - 5 cards 2 Bulbs per card | Bulb Diameter Inches | Bulb Length Inches |
|-----------------|---------|------|--|----------------------|--------------------|
| 12 | 5 | .35 | 0338DP1CLR | 13/32 | 1-1/16 |
| 12 | 9 | .69 | 0338DP2CLR | 5/8 | 1-1/2 |



FIG. 0338 #2



FIG. 0338 #1



FIGS. 0067, 0069, 0070, 0071 & 0072
FESTOON BULBS - DOUBLE ENDED

ORDERING INFORMATION

| Nominal Voltage | Wattage | Amps | Dealer Pkg. - 5 cards 2 Bulbs per card | Bulb Diameter Inches | Bulb Length Inches |
|-----------------|---------|------|--|----------------------|--------------------|
| 12 | 8 | .70 | 0071DP8CLR | 3/8 | 1-1/8 |
| 12 | 10 | .83 | 0069DP0CLR | 3/8 | 1-5/8 |
| 12 | 10 | .74 | 0070DP0CLR | 3/8 | 1-11/16 |
| 12 | 15 | .97 | 0070DP1CLR | 9/16 | 1-11/16 |
| 12 | 10 | .80 | 0071DP0CLR | 3/8 | 1-1/8 |
| 24 | 8 | .35 | 0072DP8CLR | 3/8 | 1-1/8 |
| 24 | 10 | .42 | 0067DP1CLR | 3/8 | 1-11/16 |
| 24 | 18 | .75 | 0067DP2CLR | 9/16 | 1-11/16 |
| 24 | 10 | .40 | 0072DP1CLR | 3/8 | 1-1/8 |
| 32 | 12 | .40 | 0070DP2CLR | 3/8 | 1-5/8 |



FIG. 0067

FIG. 0069

FIG. 0070

FIG. 0071

FIG. 0072



BULBS FOR UTILITY LIGHTS SEE PAGE 113

Navigation Lights for Vessels Under 20 Meters (65.6 ft.) in Length

U.S. COAST GUARD REGULATIONS

FOR NAVIGATION LIGHTS ON VESSELS OVER 20 METERS (65.6 FT.) IN LENGTH

On March 31, 1977, the U.S. Coast Guard published in the Federal Register, an amendment to the navigation and navigable water regulations, which added a new subchapter DD, (33 CFR 87). This subchapter contains rules implementing and interpreting the International Regulations for Preventing Collisions at Sea, 1972 ('72 COLREGS). The International Regulations for Preventing Collisions at Sea, 1960, were replaced by the '72 COLREGS at 1200 hours, zone time on July 15, 1977. Therefore, all vessels on the high seas must comply with the '72 COLREGS at this time. In addition, with the enactment of the U.S. Inland Navigation Rules Act of 1980, the Inland Rules, Western Rules, and Great Lakes Rules were unified into a single set of requirements. The effective date for this legislation was December 24, 1981 (March 1, 1983 for Great Lakes). Therefore, all vessels must comply with these rules at this time.

Rules 21 and 22 of the '72 COLREGS and the U.S. Inland Navigation Rules give the color and range requirements for various navigation lights. Annex 1 to the '72 COLREGS and the U.S. Inland Navigation Rules gives positioning and technical details for these lights.

U.S. COAST GUARD ACCEPTANCE OF NAVIGATION LIGHTS

All U.S. Registered vessels are subject to either the '72 COLREGS or the U.S. Inland Rules. The U.S. Coast Guard is accepting lights that have passed the UL tests (UL Standard 1104) as meeting the '72 COLREGS and the U.S. Inland Rules for vessels over 20 meters (65.6 ft.) in length. U.S. requirements for smaller vessels are less strict. As the first domestic manufacturer to pass UL 1104, PERKO's lights can be installed on vessels over 20 meters (65.6 ft.) in length. Some models are designed for use on vessels over 20 meters (65.6 ft.) in length, while others are designed for use on vessels 20 meters (65.6 ft.) to 50 meters (164.0 ft.) in length.

A brass tag is permanently affixed to the light indicating the type of light, catalog no., voltage and bulb type to install to meet the visibility requirements. It also states that the light is classified by UL in accordance with the '72 COLREGS. This is the only documentation needed by a vessel for navigation lights to certify light construction compliance with the '72 COLREGS and the Inland Navigation Rules, and eliminates the former "Certificate of Compliance".



EACH LIGHT HAS ITS OWN SERIAL NO. FOR IDENTIFICATION.

The lights indicated for use on vessels over 20 meters (65.6 ft.) in length have passed UL1104. The facsimile of the tag shown above is used on our cast bronze lights. Similar rectangular tags are used on other style lights.

Please note that any changes made to PERKO Navigation lights, including substitution of bulbs other than those shown in our catalog, instruction sheets, or metal tags (affixed to some lights) will void all certifications and U.S. Coast Guard acceptance.

For the present, the U.S. Coast Guard will not publish a list of UL classified lights. However, field offices have been notified. For more detailed information, consult the complete '72 COLREGS, the U.S. Inland Navigation Rules, and your local U.S. Coast Guard office.

SPECIAL PURPOSE LIGHTS


Other lights (not shown) for use where the vessel is subject to special local requirements are available. Contact PERKO for further information.

NAVIGATION LIGHTS

FIGS. 1127 - 1130 SERIES
 CERTIFIED FOR USE ON VESSELS 20 METERS (65.6 FT.)
 TO 50 METERS (164.0 FT.) IN LENGTH

CONSTRUCTION:

- ★ BLACK PLASTIC
- ★ PRE-WIRED DOUBLE CONTACT SOCKET AND 3 FEET OF 16/3-SO CABLE
- ★ FOR 12, 24, 32 OR 120 VOLTS. BULB NOT INCLUDED
- ★ WATERTIGHT ACCESS CAP FOR REBULBING AND CLEANING



| Height Overall Inches | Height Lens Inches | Screw Size |
|--------------------------|-----------------------|---------------|
| 7-1/2 | 4-1/2 | 1/4 |

ORDERING INFORMATION

| Description | Visibility Arc | Visibility Miles | Catalog Number Std Pkg. 1 Pc. | Ship Wt. Carton Lbs. Standard Pkg. |
|-------------------------|-------------------|---------------------|----------------------------------|--|
| Red Side Light | 112-1/2° | 2 | 1127RA0BLK | 2.7 |
| Green Side Light | 112-1/2° | 2 | 1127GA0BLK | 2.7 |
| White Masthead Light | 225° | 5 | 1128A00BLK | 2.6 |
| White Stern Light* | 135° | 2 | 1129A00BLK | 2.7 |
| Yellow Towing Light | 135° | 2 | 1129MA0BLK | 2.7 |
| White All-Round Light* | 360° | 2 | 1130A00BLK | 2.5 |
| White All-Round Light** | 360° | 5 | 1130HA0BLK | 2.5 |
| Red All-Round Light | 360° | 2 | 1130RA0BLK | 2.5 |
| Green All-Round Light | 360° | 2 | 1130GA0BLK | 2.5 |
| Yellow All-Round Light | 360° | 2 | 1130MA0BLK | 2.5 |

*These lights are supplied with a Gray Tinted Lens.

**For Great Lakes use.



FIG. 1127
 RED & GREEN SIDE LIGHTS
 112-1/2 DEGREES



FIG. 1128
 MASTHEAD LIGHT
 225 DEGREES



FIG. 1129
 STERN OR
 TOWING LIGHT
 135 DEGREES



FIG. 1130
 ALL-ROUND
 LIGHT
 360 DEGREES

IMPORTANT BULB DATA

To comply with UL Standard 1104, the lights listed on this page
 must use a PERKO Cat. No. 0374 bulb.

SPARE PARTS ORDERING INFORMATION

Lens Assemblies:

Red Lens: 0249000RED.
 Green Lens: 0249000GRN.
 White Lens: 0249000CLR.
 Gray Lens: 0249000GRY.
 Yellow Lens: 0249000YLW.

Required Bulbs:

12 Volts: 0374001CLR.
 24 Volts: 0374002CLR.
 32 Volts: 0374003CLR.
 120 Volts: 0374004CLR.

Other Parts

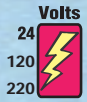
O-Ring for Cap: 1119.
 Double Contact Socket: 0134.
 Access Cap, O-Ring and
 Retainer: 1105000BLK.

See Technical Information and Illustrations on Page 75

Navigation Lights for Vessels Over 20 Meters (65.6 ft.) in Length

DOUBLE LENS L.E.D. NAVIGATION LIGHTS

FIGS. 1384 - 1388 SERIES - CERTIFIED FOR USE ON VESSELS OVER 20 METERS (65.6 FT.) IN LENGTH



CONSTRUCTION:

- * LIGHTWEIGHT, BUT DURABLE, FIBER-FILLED POLYCARBONATE BLACK PLASTIC
- * INCLUDES TWO 3 FOOT LENGTHS OF 16/3-SO CABLE THROUGH WATERTIGHT TERMINAL TUBES
- * WATERTIGHT ACCESS CAP FOR REBULBING AND CLEANING UPPER LENS SECTION - FOR "BACK-UP" USE ONLY
- * REMOVABLE INCANDESCENT BULB
- * PRE-WIRED MEDIUM PREFOCUS SOCKET
- * 24, 120 & 220 VOLT OPTIONS, BULB NOT INCLUDED
- * ROUGH SERVICE BULBS ARE AVAILABLE
- * LOWER LENS SECTION - PERMANENTLY SEALED L.E.D. CHAMBER
- * LONG LIFE, MAINTENANCE FREE L.E.D. (120 VAC ONLY)

ORDERING INFORMATION

| Description | Height Overall | Height Lens | Visibility Arc | Visibility Miles | Double Stack Cat. No. | Mounting Bolt Size | Ship Wt. Carton Lbs. |
|--------------------------|----------------|-------------|----------------|------------------|-----------------------|--------------------|----------------------|
| | Inches | Inches | | | Std. Pkg. 1 Pc. | Inches | Standard Pkg. |
| Red Side Light | 18-3/8 | 6-3/4 | 112-1/2° | 3 | 1384RE0BLK | 3/8 | 8.5 |
| Green Side Light | 18-3/8 | 6-3/4 | 112-1/2° | 3 | 1384GE0BLK | 3/8 | 8.5 |
| White Masthead Light | 20-1/4 | 6-3/4 | 225° | 6 | 1385E00BLK | 3/8 | 9.7 |
| White Stern Light** | 18-3/8 | 6-3/4 | 135° | 3 | 1386E00BLK | 3/8 | 8.5 |
| Yellow Towing Light | 18-3/8 | 6-3/4 | 135° | 3 | 1386ME0BLK | 3/8 | 8.5 |
| White All-Round Light** | 18-3/8 | 6-3/4 | 360° | 3 | 1387E00BLK | 3/8 | 8.5 |
| White All-Round Light*** | 18-3/8 | 6-3/4 | 360° | 6 | 1387HE0BLK | 3/8 | 8.5 |
| Red All-Round Light | 18-3/8 | 6-3/4 | 360° | 3 | 1388RE0BLK | 3/8 | 8.5 |
| Green All-Round Light | 18-3/8 | 6-3/4 | 360° | 3 | 1388GE0BLK | 3/8 | 8.5 |
| Yellow All-Round Light | 18-3/8 | 6-3/4 | 360° | 3 | 1388ME0BLK | 3/8 | 8.5 |

Special lights to meet local requirements are available upon request.

**These lights are supplied with a Gray Tinted Lens (upper section only).

***For Great Lakes use.



Close-up of Sealed L.E.D. Chamber



Fig 1384



Fig 1385



Fig 1386



Fig 1386



Fig 1384

Green Side Light White Masthead Yellow Towing White Stern Red Side Light

IMPORTANT INCANDESCENT BULB DATA- TOP LENS SECTION

TO COMPLY WITH THE UL STANDARD 1104, THE LIGHTS LISTED ON THIS PAGE MUST BE USED WITH THE FOLLOWING PERKO

CATALOG NUMBERS: 24 VOLT USE: 0342024CLR,

120 VOLT USE: 0342004CLR BULB OR 0342RS4CLR BULB

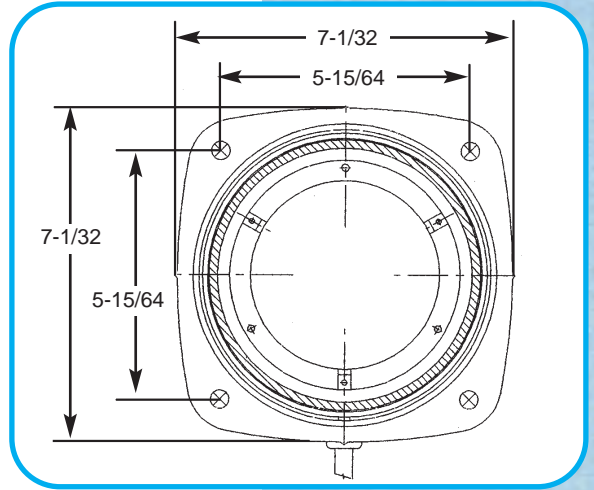
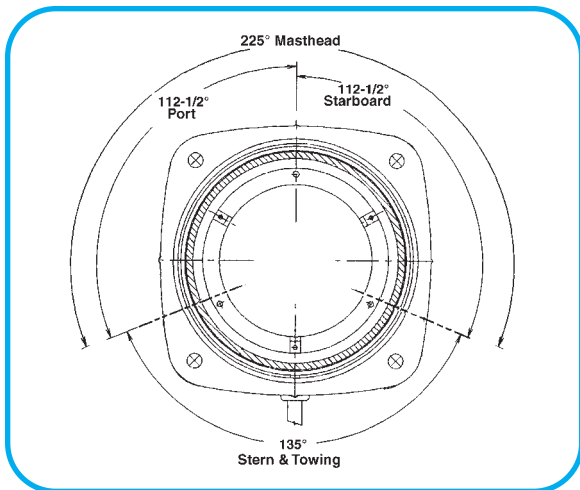
WHEN A "ROUGH SERVICE" BULB IS REQUIRED AND 220 VOLT USE CAT. NO. 0342220CLR.

SPARE PARTS ORDERING INFORMATION SEE PAGE 69

Navigation Lights for Vessels Over 20 Meters (65.6 ft.) in Length



DOUBLE LENS *L.E.D.* NAVIGATION LIGHTS TECHNICAL INFORMATION



4 - Mounting Holes, for 3/8 inch bolts,
Spaced 5-15/64 apart on Center.

Figs. 1384, 1386, 1387 & 1388 Series Lights

SPARE PARTS ORDERING INFORMATION

- 1) Access Cap Assembly Including Top Socket,
Cat. No. 1363DBLBLK
- 2) Medium Prefocus Socket,
Cat. No. 0367
- 3) Spare Bulb Information
24V = 0342024CLR
120V = 0342004CLR & 0342RS4CLR
220V = 0342220CLR

Note: L.E.D. Chamber Permanently Sealed

Fig. 1385 Masthead Light

SPARE PARTS ORDERING INFORMATION


- 1) Access Cap Assembly Including Top Socket,
Cat. No. 1363DBLBLK
- 2) Medium Prefocus Socket,
Cat. No. 0367
- 3) Spare Bulb Information
24V = 0342024CLR
120V = 0342004CLR & 0342RS4CLR
220V = 0342220CLR

Note: L.E.D. Chamber Permanently Sealed

Navigation Lights for Vessels Over 20 Meters (65.6 ft.) in Length

SINGLE LENS NAVIGATION LIGHTS

FIGS. 1369 - 1372 SERIES - CERTIFIED FOR USE ON VESSELS OVER 20 METERS (65.6 FT.) IN LENGTH



CONSTRUCTION:

- ★ LIGHTWEIGHT, BUT DURABLE, FIBER-FILLED POLYCARBONATE BLACK PLASTIC
- ★ COMPLETE WITH A PRE-WIRED MEDIUM PREFOCUS SOCKET
- ★ INCLUDES ONE 3 FOOT LENGTH OF 16/3-SO CABLE THROUGH WATERTIGHT TERMINAL TUBES
- ★ WATERTIGHT ACCESS CAP FOR REBULBING AND CLEANING
- ★ 24, 120 & 220 VOLT OPTIONS, INCANDESCENT BULB NOT INCLUDED
- ★ ROUGH SERVICE BULBS ARE AVAILABLE

ORDERING INFORMATION

| Description | Height Overall Inches | Height Lens Inches | Visibility Arc | Visibility Miles | Single Stack Cat No. Std. Pkg. 1 Pc. | Mounting Bolt Size Inches | Ship Wt. Carton Lbs. Standard Pkg. |
|--------------------------|-----------------------|--------------------|----------------|------------------|--------------------------------------|---------------------------|------------------------------------|
| Red Side Light | 9-1/4 | 6-3/4 | 112-1/2° | 3 | 1372RE0BLK | 3/8 | 4.4 |
| Green Side Light | 9-1/4 | 6-3/4 | 112-1/2° | 3 | 1372GE0BLK | 3/8 | 4.4 |
| White Masthead Light | 9-1/4 | 6-3/4 | 225° | 6 | 1373E00BLK | 3/8 | 4.1 |
| White Stern Light** | 9-1/4 | 6-3/4 | 135° | 3 | 1374E00BLK | 3/8 | 4.4 |
| Yellow Towing Light | 9-1/4 | 6-3/4 | 135° | 3 | 1374ME0BLK | 3/8 | 4.4 |
| White All-Round Light** | 9-1/4 | 6-3/4 | 360° | 3 | 1369E00BLK | 3/8 | 4.1 |
| White All-Round Light*** | 9-1/4 | 6-3/4 | 360° | 6 | 1369HE0BLK | 3/8 | 4.1 |
| Red All-Round Light | 9-1/4 | 6-3/4 | 360° | 3 | 1370RE0BLK | 3/8 | 4.1 |
| Green All-Round Light | 9-1/4 | 6-3/4 | 360° | 3 | 1370GE0BLK | 3/8 | 4.1 |
| Yellow All-Round Light | 9-1/4 | 6-3/4 | 360° | 3 | 1370ME0BLK | 3/8 | 4.1 |

**Fig 1372
Green Side Light**



**Fig 1370
Green
All-Round**



**Fig 1370
Red
All-Round**



**Fig 1372
Red Side Light**



**Fig 1373
White Masthead**



**Fig 1370
Yellow
All-Round**



**Fig 1374
White Stern**



Special lights to meet local requirements are available upon request.
**These lights are supplied with a Gray Tinted Lens.
***For Great Lakes use.

IMPORTANT BULB DATA

TO COMPLY WITH THE UL STANDARD 1104, THE LIGHTS LISTED ON THIS PAGE MUST BE USED WITH THE FOLLOWING PERKO CATALOG NUMBERS: 24 VOLT USE CAT. No. 0342024CLR, 120 VOLT USE CAT. No. 0342004CLR BULB OR 0342RS4CLR BULB WHEN A "ROUGH SERVICE" BULB IS REQUIRED AND 220 VOLT USE CAT. No. 0342220CLR.

SPARE PARTS ORDERING INFORMATION


- 1) Access Cap Assembly: 1363SGLBLK
- 2) Medium Prefocus Socket: 0367.
- 3) Bulb Information: 24V = 0342024CLR, 120V= 0342004CLR & 0342RS4CLR, 220V= 0342220CLR

For Spare Parts, Technical Information and Illustrations, See Page 74.

Navigation Lights for Vessels Over 20 Meters (65.6 ft.) in Length

DOUBLE LENS NAVIGATION LIGHTS

FIGS. 1364 - 1368 SERIES - CERTIFIED FOR USE ON
VESSELS OVER 20 METERS (65.6 FT.) IN LENGTH



CONSTRUCTION:

- ★ LIGHTWEIGHT, BUT DURABLE, FIBER-FILLED POLYCARBONATE BLACK PLASTIC
- ★ COMPLETE WITH A PRE-WIRED MEDIUM PREFOCUS SOCKET
- ★ INCLUDES TWO 3 FOOT LENGTHS OF 16/3-SO CABLE THROUGH WATERTIGHT TERMINAL TUBES
- ★ WATERTIGHT ACCESS CAP FOR REBULBING AND CLEANING
- ★ 24, 120 & 220 VOLT OPTIONS, INCANDESCENT BULB NOT INCLUDED
- ★ ROUGH SERVICE BULBS ARE AVAILABLE

ORDERING INFORMATION

| Description | Height Overall Inches | Height Lens Inches | Visibility Arc | Visibility Miles | Double Stack Cat. No. Std. Pkg. 1 Pc. | Mounting Bolt Size Inches | Ship Wt. Carton Lbs. Standard Pkg. |
|--------------------------|-----------------------|--------------------|----------------|------------------|---------------------------------------|---------------------------|------------------------------------|
| Red Side Light | 17-1/4 | 6-3/4 | 112-1/2° | 3 | 1364RE0BLK | 3/8 | 6.9 |
| Green Side Light | 17-1/4 | 6-3/4 | 112-1/2° | 3 | 1364GE0BLK | 3/8 | 6.9 |
| White Masthead Light | 17-1/4 | 6-3/4 | 225° | 6 | 1365E00BLK | 3/8 | 6.5 |
| White Stern Light* | 17-1/4 | 6-3/4 | 135° | 3 | 1366E00BLK | 3/8 | 6.8 |
| Yellow Towing Light | 17-1/4 | 6-3/4 | 135° | 3 | 1366ME0BLK | 3/8 | 6.8 |
| White All-Round Light** | 17-1/4 | 6-3/4 | 360° | 3 | 1367E00BLK | 3/8 | 6.0 |
| White All-Round Light*** | 17-1/4 | 6-3/4 | 360° | 6 | 1367HE0BLK | 3/8 | 6.0 |
| Red All-Round Light | 17-1/4 | 6-3/4 | 360° | 3 | 1368RE0BLK | 3/8 | 6.0 |
| Green All-Round Light | 17-1/4 | 6-3/4 | 360° | 3 | 1368GE0BLK | 3/8 | 6.0 |
| Yellow All-Round Light | 17-1/4 | 6-3/4 | 360° | 3 | 1368ME0BLK | 3/8 | 6.0 |

Special lights to meet local requirements are available upon request.

**These lights are supplied with a Gray Tinted Lens.

***For Great Lakes use.



Fig 1364
Green Side Light



Fig 1368
Red All-Round



Fig 1366
Yellow Towing



Fig 1367
White All-Round



Fig 1364
Red Side Light

IMPORTANT BULB DATA

TO COMPLY WITH THE UL STANDARD 1104, THE LIGHTS LISTED ON THIS PAGE MUST BE USED WITH THE FOLLOWING PERKO CATALOG NUMBERS: 24 VOLT USE CAT. No. 0342024CLR, 120 VOLT USE CAT. No. 0342004CLR BULB OR 0342RS4CLR BULB WHEN A "ROUGH SERVICE" BULB IS REQUIRED AND 220 VOLT USE CAT. No. 0342220CLR.

SPARE PARTS ORDERING INFORMATION


- 1) Access Cap Assembly Including Top Socket: 1363DBLCLK
- 2) Medium Prefocus Socket: 0367
- 3) Bulb Information: 24V = 0342024CLR, 120V = 0342004CLR & 0342RS4CLR, 220V = 0342220CLR

For Spare Parts, Technical Information and Illustrations, See Page 74.

Navigation Lights for Vessels Over 20 Meters (65.6 ft.) in Length

SINGLE LENS NAVIGATION LIGHTS

FIGS. 1169 - 1172 SERIES - CERTIFIED FOR USE ON
VESSELS OVER 20 METERS (65.6 FT.) IN LENGTH



CONSTRUCTION:

- * HEAVY DUTY CAST BRONZE
- * PRE-WIRED MEDIUM PREFOCUS SOCKET
- * 3 FEET OF 16/3-SO CABLE THROUGH A WATERTIGHT TERMINAL TUBE
- * WATERTIGHT ACCESS CAP FOR REBULBING AND CLEANING
- * 120 VOLT ONLY, BULB NOT INCLUDED
- * ROUGH SERVICE BULBS ARE AVAILABLE

ORDERING INFORMATION

| Description | Height Overall Inches | Height Lens Inches | Visibility Arc | Visibility Miles | Single Stack Cat. No. Std. Pkg. 1 Pc. | Mounting Bolt Size Inches | Ship Wt. Carton Lbs. Standard Pkg. |
|--------------------------|-----------------------|--------------------|----------------|------------------|---------------------------------------|---------------------------|------------------------------------|
| Red Side Light | 9-1/4 | 6-3/4 | 112-1/2° | 3 | 1172RE0PLB | 3/8 | 12.4 |
| Green Side Light | 9-1/4 | 6-3/4 | 112-1/2° | 3 | 1172GE0PLB | 3/8 | 12.4 |
| White Masthead Light | 9-1/4 | 6-3/4 | 225° | 6 | 1173E00PLB | 3/8 | 12.4 |
| White Stern Light** | 9-1/4 | 6-3/4 | 135° | 3 | 1174E00PLB | 3/8 | 12.3 |
| Yellow Towing Light | 9-1/4 | 6-3/4 | 135° | 3 | 1174ME0PLB | 3/8 | 12.3 |
| White All-Round Light** | 9-1/4 | 6-3/4 | 360° | 3 | 1169E00PLB | 3/8 | 11.2 |
| White All-Round Light*** | 9-1/4 | 6-3/4 | 360° | 6 | 1169HE0PLB | 3/8 | 11.2 |
| Red All-Round Light | 9-1/4 | 6-3/4 | 360° | 3 | 1170RE0PLB | 3/8 | 11.2 |
| Green All-Round Light | 9-1/4 | 6-3/4 | 360° | 3 | 1170GE0PLB | 3/8 | 11.2 |
| Yellow All-Round Light | 9-1/4 | 6-3/4 | 360° | 3 | 1170ME0PLB | 3/8 | 11.2 |

Special lights to meet local requirements are available upon request.

**These lights are supplied with a Gray Tinted Lens.

***For Great Lakes use.

**Fig 1172
Green Side Light**



**Fig 1172
Red Side Light**



**Fig 1170
Green
All-Round**



**Fig 1170
Red
All-Round**



**Fig 1173
White Masthead**



**Fig 1174
White Stern**



**Fig 1170
Yellow All-Round**



IMPORTANT BULB DATA

TO COMPLY WITH UL STANDARD 1104, THE LIGHTS LISTED ON THIS PAGE MUST USE A PERKO CAT. NO. 0342004CLR BULB OR 0342RS4CLR BULB WHEN A "ROUGH SERVICE" BULB IS REQUIRED.

SPARE PARTS ORDERING INFORMATION

Spare Lenses:

- Red Lens: 0261001RED
- Green Lens: 0261001GRN
- White Lens: 0261001CLR
- Gray Lens: 0261001GRY
- Yellow Lens: 0261001YLW

- Lens Gasket: 1143.
- O-Ring for Cap: 1119.
- Medium Prefocus Socket: 0367.
- Lens Retaining Clip with Bolt: 1133.
- Access Cap, O-Ring and Retainer: 1105000BLK.

See Technical Information and Illustrations on Page 75.

DOUBLE LENS NAVIGATION LIGHTS

FIGS. 1164 - 1168 SERIES - CERTIFIED FOR USE ON
VESSELS OVER 20 METERS (65.6 FT.) IN LENGTH

CONSTRUCTION:

- ★ HEAVY DUTY CAST BRONZE
- ★ PRE-WIRED MEDIUM PREFOCUS SOCKET IN EACH COMPARTMENT
- ★ TWO 3 FOOT LENGTHS OF 16/3-SO CABLE THROUGH A WATERTIGHT TERMINAL TUBE
- ★ WATERTIGHT ACCESS CAP FOR REBULBING AND CLEANING
- ★ 120 VOLT ONLY, BULB NOT INCLUDED
- ★ ROUGH SERVICE BULBS ARE AVAILABLE



ORDERING INFORMATION

| Description | Height Overall Inches | Height Lens Inches | Visibility Arc | Visibility Miles | Double Stack Cat. No. Std. Pkg. 1 Pc. | Mounting Bolt Size Inches | Ship Wt. Carton Lbs. Standard Pkg. |
|--------------------------|-----------------------|--------------------|----------------|------------------|---------------------------------------|---------------------------|------------------------------------|
| Red Side Light | 17-1/4 | 6-3/4 | 112-1/2° | 3 | 1164RE0PLB | 3/8 | 22.8 |
| Green Side Light | 17-1/4 | 6-3/4 | 112-1/2° | 3 | 1164GE0PLB | 3/8 | 22.8 |
| White Masthead Light | 17-1/4 | 6-3/4 | 225° | 6 | 1165E00PLB | 3/8 | 21.5 |
| White Stern Light** | 17-1/4 | 6-3/4 | 135° | 3 | 1166E00PLB | 3/8 | 22.8 |
| Yellow Towing Light | 17-1/4 | 6-3/4 | 135° | 3 | 1166ME0PLB | 3/8 | 22.8 |
| White All-Round Light** | 17-1/4 | 6-3/4 | 360° | 3 | 1167E00PLB | 3/8 | 20.1 |
| White All-Round Light*** | 17-1/4 | 6-3/4 | 360° | 6 | 1167HE0PLB | 3/8 | 20.1 |
| Red All-Round Light | 17-1/4 | 6-3/4 | 360° | 3 | 1168RE0PLB | 3/8 | 20.1 |
| Green All-Round Light | 17-1/4 | 6-3/4 | 360° | 3 | 1168GE0PLB | 3/8 | 20.1 |
| Yellow All-Round Light | 17-1/4 | 6-3/4 | 360° | 3 | 1168ME0PLB | 3/8 | 20.1 |

Special lights to meet local requirements are available upon request.

**These lights are supplied with a Gray Tinted Lens.

***For Great Lakes use.



Fig 1164
Green Side Light



Fig 1168
Red All-Round



Fig 1166
Yellow Towing



Fig 1167
White All-Round



Fig 1164
Red Side Light

IMPORTANT BULB DATA

TO COMPLY WITH UL STANDARD 1104, THE LIGHTS LISTED ON THIS PAGE MUST USE A PERKO CAT. No. 0342004CLR BULB OR 0342RS4CLR BULB WHEN A "ROUGH SERVICE" BULB IS REQUIRED.

SPARE PARTS ORDERING INFORMATION

Spare Lenses:

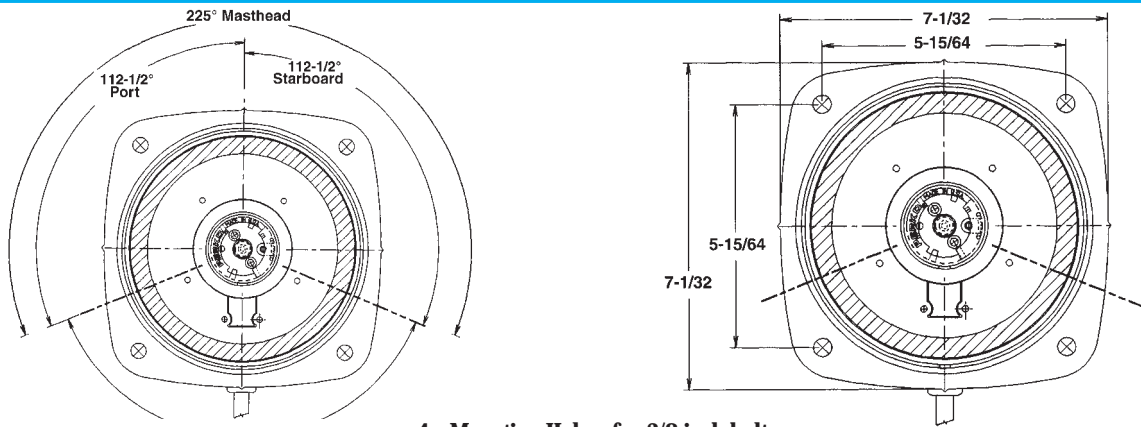
Red Lens: 0261001RED
Green Lens: 0261001GRN
White Lens: 0261001CLR
Gray Lens: 0261001GRY
Yellow Lens: 0261001YLW

Lens Gasket: 1143.
O-Ring for Cap: 1119.
Dual Medium Prefocus Socket Assembly: 0303
Lens Retaining Clip with Bolt: 1133.
Access Cap, O-Ring and Retainer: 1105000BLK.

See Technical Information and Illustrations on Page 75.

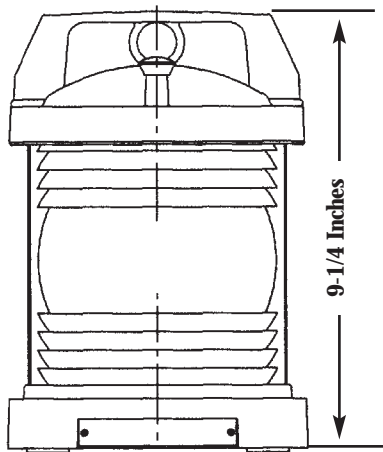
NAVIGATION LIGHTS - TECHNICAL INFORMATION

Fig. Nos. 1364 to 1374 Series Single & Double Lens Navigation Light Technical Information (See Lights on Pages 70 & 71)



4 - Mounting Holes, for 3/8 inch bolts,
Spaced 5-15/64 apart on Center.

Fig. Nos. 1369 to 1374 Series Single Lens Navigation Light Technical Information (See Lights on Page 70)



SPARE PARTS ORDERING INFORMATION

- 1) Access Cap Assembly: 1363SGLBLK
- 2) Medium Prefocus Socket: 0367
- 3) Bulb Information
 - 24V = 0342024CLR
 - 120V= 0342004CLR & 0342RS4CLR
 - 220V= 0342220CLR

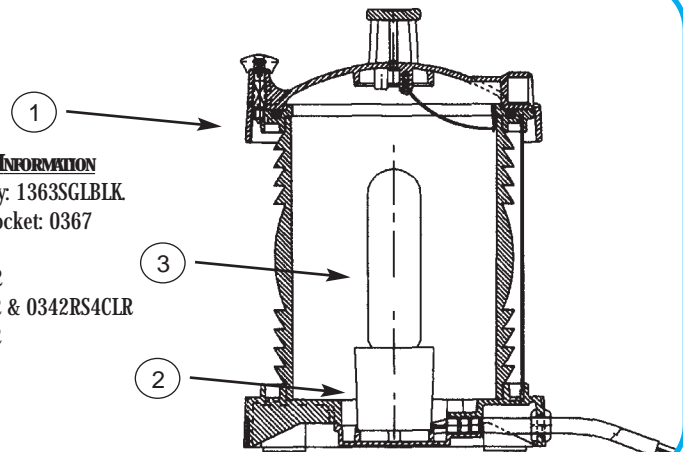
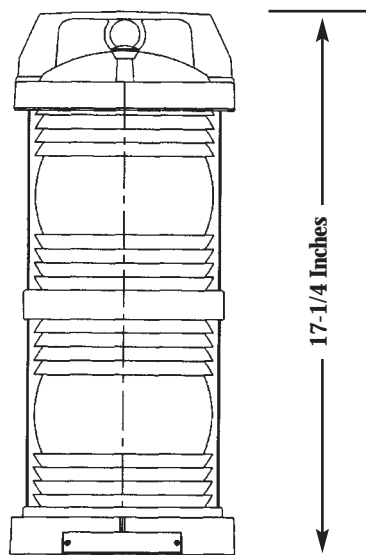
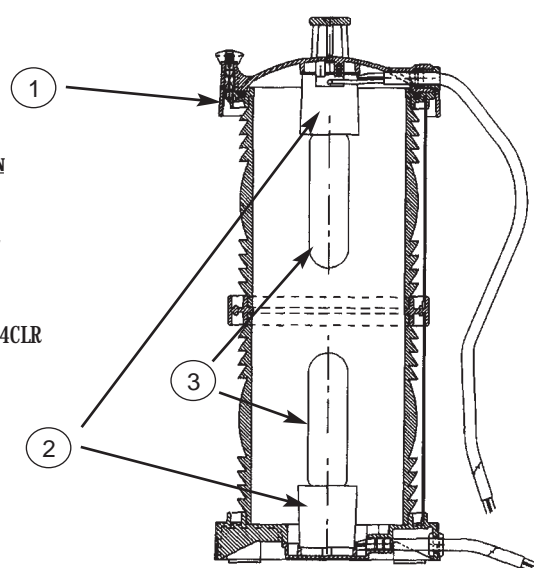


Fig. Nos. 1364 to 1368 Series Double Lens Navigation Light Technical Information (See Lights on Page 71)



SPARE PARTS ORDERING INFORMATION

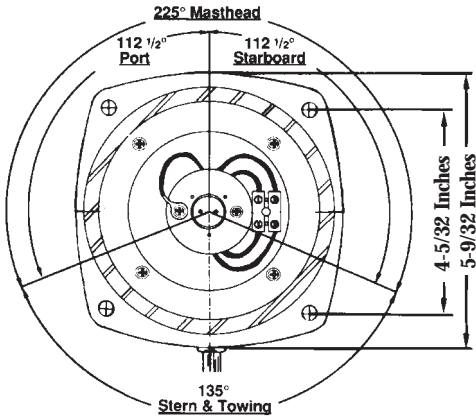
- 1) Access Cap Assembly Including Top Socket: 1363DBLBLK
- 2) Medium Prefocus Socket: 0367
- 3) Bulb Information
 - 24V = 0342024CLR
 - 120V= 0342004CLR & 0342RS4CLR
 - 220V= 0342220CLR



Navigation Lights for Vessels Over 20 Meters (65.6 ft.) in Length

NAVIGATION LIGHTS - TECHNICAL INFORMATION

Fig. Nos. 1127 to 1130 Series Navigation Light Technical Information (See Lights on Page 67)



4 - Mounting Holes, for 1/4 inch bolts
Spaced 90° Apart, on a 5-13/16 Inch Diameter Circle.

SPARE PARTS ORDERING INFORMATION

- 1) Access Cap, O-Ring and Retainer: 1105000BLK.
- 2) O-Ring for Cap: 1119.
- 3) Lenses:
Red Lens: 0249000RED.
Green Lens: 0249000GRN.
White Lens: 0249000CLR.
Gray Lens: 0249000GRY.
Yellow Lens: 0249000YD.
- 4) Double Contact Socket: 0134.

- Required Bulbs:
12 Volts: 0374001CLR.
24 Volts: 0374002CLR.
32 Volts: 0374003CLR.
120 Volts: 0374004CLR.

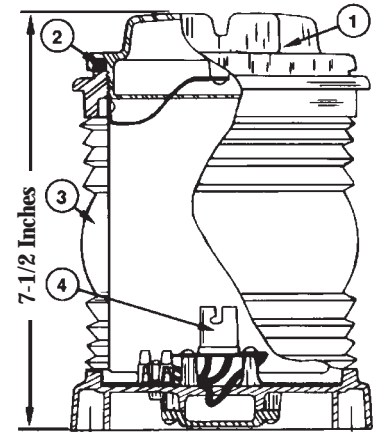
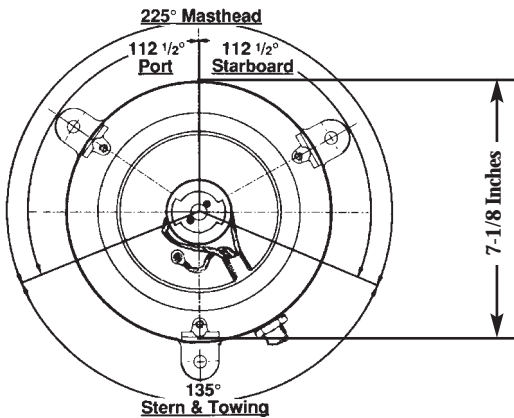


Fig. Nos. 1169 to 1174 Series Single Lens Navigation Light Technical Information (See Lights on Page 72)



3 - Mounting Holes, for 3/8 inch bolts,
Spaced 120° apart, on a 8-1/8 inch Diameter Circle

SPARE PARTS ORDERING INFORMATION

- 1) Access Cap, O-Ring and Retainer: 1105000BLK.
- 2) O-Ring for Cap: 1119.
- 3) Lens Gasket: 1143.
- 4) Lenses:
Red Lens: 0261001RED
Green Lens: 0261001GRN
White Lens: 0261001CLR
Gray Lens: 0261001GRY
Yellow Lens: 0261001YD
- 5) Lens Retaining Clip with Bolt: 1133.
- 6) Medium Prefocus Socket: 0367.
(Replaces Cat. No. 0347)

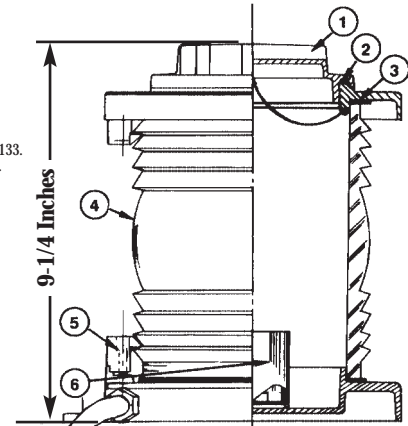
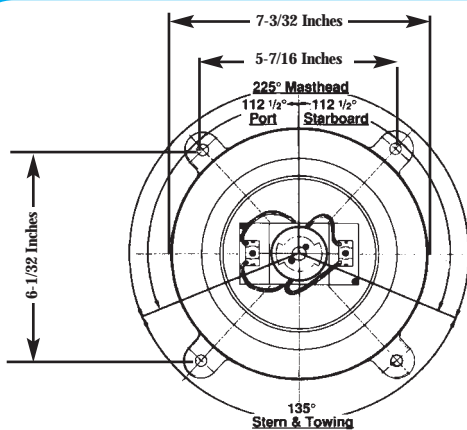


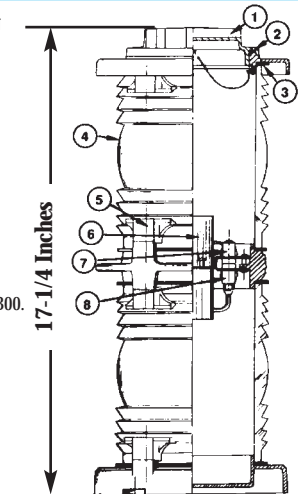
Fig. Nos. 1164 to 1168 Series Double Lens Navigation Light Technical Information (See Lights on Page 73)



4 - Mounting Holes, for 3/8 inch bolts,
on a 8-1/8 inch Diameter Circle, Spaced as shown above

SPARE PARTS ORDERING INFORMATION

- 1) Access Cap, O-Ring and Retainer: 1105000BLK.
- 2) O-Ring for Cap: 1119.
- 3) Lens Gasket: 1143.
- 4) Lenses:
Red Lens: 0261001RED
Green Lens: 0261001GRN
White Lens: 0261001CLR
Gray Lens: 0261001GRY
Yellow Lens: 0261001YD
- 5) Lens Retaining Clip with Bolt: 1133.
- 6) Dual Medium Prefocus Socket Assembly: 0303.
- 7) Male Electrical Plug: 0303A00.
- 8) Female Electrical Receptacle: 0303B00.




Navigation Lights for Vessels Over 20 Meters (65.6 ft.) in Length

NAVIGATION LIGHTS

FIGS. 1150 - 1154 SERIES - CERTIFIED FOR USE ON VESSEL LENGTHS AS SPECIFIED BELOW

CONSTRUCTION:

- ★ SHEET METAL, PREPRIMED GALVANIZED STEEL
- ★ MEDIUM PREFOCUS SOCKET
- ★ WATERTIGHT TERMINAL TUBE FOR 16/3-SO CABLE
- ★ WATERTIGHT ACCESS CAP FOR REBULBING AND CLEANING
- ★ 120 VOLT ONLY, BULB NOT INCLUDED



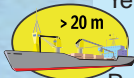
| Size No. | Height Overall Inches | Height Lens Inches |
|----------|-----------------------|--------------------|
| 1 | 11-1/2 | 6-3/4 |
| 2 | 13-1/2 | 7-1/2 |

ORDERING INFORMATION

CERTIFIED FOR USE ON VESSELS 20 METERS (65.6 FT.) TO 50 METERS (164.0 FT.) IN LENGTH



| Description | Catalog No. Standard Pkg. 1 Pc. | Visibility Arc | Visibility Miles | Required Bulb | Ship Wt. Carton Lbs. Std. Pkg. |
|------------------------|---------------------------------|----------------|------------------|---------------|--------------------------------|
| Red Side Light | 1150RE1GAL | 112-1/2° | 2 | 0342002CLR | 6.3 |
| Green Side Light | 1150GE1GAL | 112-1/2° | 2 | 0342002CLR | 6.3 |
| White Masthead Light | 1151E01GAL | 225° | 5 | 0342003CLR | 6.3 |
| White Stern Light | 1152E01GAL | 135° | 2 | 0342000CLR | 6.1 |
| Yellow Towing Light | 1152ME1GAL | 135° | 2 | 0342000CLR | 6.1 |
| White All-Round Light | 1153E01GAL | 360° | 2 | 0342001CLR | 6.7 |
| Red All-Round Light | 1154RE1GAL | 360° | 2 | 0342004CLR* | 6.7 |
| Green All-Round Light | 1154GE1GAL | 360° | 2 | 0342003CLR | 6.7 |
| Yellow All-Round Light | 1154ME1GAL | 360° | 2 | 0342002CLR | 6.7 |



CERTIFIED FOR USE ON VESSELS OVER 20 METERS (65.6 FT.) IN LENGTH

| | | | | | |
|-----------------------|------------|----------|---|--------------|------|
| Red Side Light | 1150RE2GAL | 112-1/2° | 3 | 0342004CLR* | 10.9 |
| Green Side Light | 1150GE2GAL | 112-1/2° | 3 | 0342004CLR* | 10.9 |
| White Masthead Light | 1151E02GAL | 225° | 6 | 0342004CLR* | 10.0 |
| White Stern Light | 1152E02GAL | 135° | 3 | 0342002CLR | 9.5 |
| White All-Round Light | 1153E02GAL | 360° | 3 | 0342003CLR | 10.6 |
| Red All-Round Light | 1154RE2GAL | 360° | 3 | 0342006CLR** | 10.6 |
| Green All-Round Light | 1154GE2GAL | 360° | 3 | 0342004CLR* | 10.6 |

*0342RS4CLR Bulbs can be substituted for 0342004CLR where "Rough Service" bulbs are required

** Light fixture for replacement purposes only, new bulbs are not available.



FIG. 1150



FIG. 1151



FIG. 1152



FIG. 1153



FIG. 1154

IMPORTANT BULB DATA

To comply with UL Standard 1104, the lights listed on this page must use a PERKO Cat. No. 0342 bulb. (See Page 80)

SPARE PARTS ORDERING INFORMATION

Lenses:

| | | |
|----------|----------------------------------|--|
| 112-1/2° | 0259 No. 1 or 2, Specify Color. | Medium Prefocus Socket: 0347A00. |
| 135° | 0269 No. 1 or 2, Specify Color. | Access Cap, O-Ring and Retainer: 1105000BLK. |
| 225° | 0256 No. 1 or 2, Specify Color. | O-Ring for Cap: 1119. |
| 360° | 0261F No. 1 or 2, Specify Color. | Socket Supports: 0341001PLB & 034101APLB. |

Navigation Lights for Vessels Over 20 Meters (65.6 ft.) in Length

NAVIGATION LIGHTS

FIGS. 0004D, 0005D & 0007D - CERTIFIED FOR
USE ON VESSELS 20 METERS (65.6 FT.) TO
50 METERS (164.0 FT.) IN LENGTH



CONSTRUCTION:

- ★ SHEET METAL, PREPRIMED GALVANIZED STEEL, POLISHED OR CHROME PLATED BRASS
- ★ BOTTOM OPENING, COMPLETE WITH MOUNTING BRACKET
- ★ SINGLE CONTACT PREFOCUS SOCKET
- ★ 12 VOLT ONLY, BULB NOT INCLUDED

Height Overall
Inches
8-1/2

Height Lens
Inches
5-3/16

ORDERING INFORMATION

| Description | Galvanized Steel | Polished Brass | Chrome Plated Brass | Visibility Arc | Visibility Miles | Required Bulb | Ship Wt. Carton Lbs. Std. Pkg. 1 Pc. |
|----------------------|------------------|----------------|---------------------|----------------|------------------|---------------|--------------------------------------|
| Red Side Light | 0004RD3GAL | 0004RD3POL | 0004RD3CHR | 112-1/2° | 2 | 0373003CLR | 2.7 |
| Green Side Light | 0004GD3GAL | 0004GD3POL | 0004GD3CHR | 112-1/2° | 2 | 0373002CLR | 2.7 |
| White Masthead Light | 0005D03GAL | 0005D03POL | 0005D03CHR | 225° | 5 | 0373005CLR | 2.9 |
| White Stern Light | 0007D03GAL | 0007D03POL | 0007D03CHR | 135° | 2 | 0373001CLR | 2.8 |
| Yellow Towing Light | 0007MD3GAL | 0007MD3POL | 0007MD3CHR | 135° | 2 | 0373002CLR | 2.8 |



Fig. 0004



Fig. 0005



Figs. 0007 & 0007M

IMPORTANT BULB DATA

To comply with UL Standard 1104, the lights listed on this page must use a PERKO Cat. No. 0373 bulb. (See Page 80)

SPARE PARTS ORDERING INFORMATION

Spare Lenses:

- 112-1/2° Red: 0259CL3RED.
- 112-1/2° Green: 0259CL3GRN.
- 135° White: 0269CL3WHT.
- 135° Yellow: 0269CL3YLW.
- 225° Gray: 0256CL3WHT.

- Mounting Bracket: 0131000GAL or 0131000PLB.
- Single Contact Prefocus Socket Assembly, Complete with Stand, Bottom Plate and Gasket: 0294003PLB.

Navigation Lights for Vessels Over 20 Meters (65.6 ft.) in Length

SPECIAL PURPOSE LIGHTS

Navigation Lights for Vessels Over 20 Meters (65.6 ft.) in Length



FIG. 1111

FIG. 1111 - FLASHING YELLOW LIGHT

CERTIFIED FOR USE ON VESSELS OF ANY LENGTH

CONSTRUCTION:

- ★ SHEET METAL, PREPRIMED GALVANIZED STEEL
- ★ COMPLETE WITH MEDIUM PREFOCUS SOCKET
- ★ WATERTIGHT TERMINAL TUBE FOR 16/3-SO CABLE
- ★ SEALED FLASHER UNIT
- ★ WATERTIGHT ACCESS CAP FOR REBULBING AND CLEANING
- ★ 120 VOLT ONLY, BULB NOT INCLUDED

Designed to meet Federal Requirements for Flashing yellow 180° - 225° light for barges, canal boats, etc., that are being pushed ahead or towed along side of a tug boat. For use on 120 volts A.C. only. Federal Requirements for this light are applicable for: inland waters, the Atlantic, Pacific and Gulf coasts, intercoastal waterways and western rivers. Refer to the U.S. Inland Navigation Rules for application, configuration and technical details.

ORDERING INFORMATION

| Catalog No. | Height Overall | Height Lens | Visibility Miles | Visibility Arc | Flashes Per Minute | Ship Wt. Carton Lbs. Std. Pkg. |
|-------------|----------------|-------------|------------------|----------------|--------------------|--------------------------------|
| 1111ME1GAL | 11-1/2 | 6-3/4 | 2 | 225° | 50-70 | 6.1 |

IMPORTANT BULB DATA

To comply with Federal Requirements this light must use a PERKO Cat. No. 0342004CLR bulb or 0342RS4CLR Bulbs when "Rough Service" bulbs are required.

SPARE PARTS ORDERING INFORMATION

Flasher: 0133.
 Medium Prefocus Socket: 0347A00.
 O-Ring for Cap: 1119.
 Access Cap, O-Ring and Retainer: 1105000BLK.
 Lens: 0256001YLW.




FIG. 0112A & 0309A - ALL ROUND LIGHTS

CERTIFIED FOR USE ON VESSELS 20 METERS (65.6 FT.) TO 50 METERS (164.0 FT.) IN LENGTH



FIG. 0309A



FIG. 0112A

CONSTRUCTION:

- ★ CAST BRONZE, PLAIN OR CHROME PLATED
- ★ COMPLETE WITH DOUBLE CONTACT ELECTRICAL SOCKET
- ★ 12, 24, 32 OR 120 VOLTS. BULB NOT INCLUDED

| Fig. No. | Height Overall Inches | Diameter Base Inches | Tapped Pipe Size Inches | Ship Wt. Carton Lbs. Std. Pkg. | Visibility Miles |
|----------|-----------------------|----------------------|-------------------------|--------------------------------|------------------|
| 0112 | 8-3/4 | 3-1/8 | ---- | 2.3 | 2 |
| 0309 | 6-1/2 | ---- | 1/2 | 1.7 | 2 |

ORDERING INFORMATION

| Description | Plain Bronze | Chrome Plated Bronze |
|------------------|--------------|----------------------|
| White All-Round | 0112A00PLB | 0112A00CHR |
| Red All-Round | 0112RA0PLB | 0112RA0CHR |
| Green All-Round | 0112GA0PLB | 0112GA0CHR |
| Yellow All-Round | 0112MA0PLB | 0112MA0CHR |

ORDERING INFORMATION

| Description | Plain Bronze | Chrome Plated Bronze |
|------------------|--------------|----------------------|
| White All-Round | 0309A00PLB | 0309A00CHR |
| Red All-Round | 0309RA0PLB | 0309RA0CHR |
| Green All-Round | 0309GA0PLB | 0309GA0CHR |
| Yellow All-Round | 0309MA0PLB | 0309MA0CHR |

IMPORTANT BULB DATA

To comply with UL Standard 1104, the lights listed on this page must use a PERKO Cat. No. 0374 bulb.

SPARE PARTS ORDERING INFORMATION

Lenses:
 Red Lens: 0106000RED.
 Green Lens: 0106000GRN.
 White Lens: 0106000WHT.
 Yellow Lens: 0106000YLW.
 Double Contact Bayonet Socket: 0276002.

Required Bulbs:
 12 Volts: 0374001CLR.
 24 Volts: 0374002CLR.
 32 Volts: 0374003CLR.
 120 Volts: 0374004CLR.

SPECIAL PURPOSE LIGHTS

FIGS. 0403 & 0412 - SPECIALTY ALL-ROUND LIGHTS
CERTIFIED FOR USE ON VESSELS OVER 20 METERS
(65.6 FT.) IN LENGTH



Fig 0403
Tapped For
Pipe Mount

- CONSTRUCTION:**
- ★ CAST BRONZE
 - ★ WHITE, RED, GREEN OR YELLOW
 - ★ COMPLETE WITH MEDIUM PREFOCUS SOCKET
 - ★ 120 VOLT ONLY, BULB NOT INCLUDED
- FIG. 0403 - PIPE MOUNT
FIG. 0412 - HANGING MOUNT



FIG. 0403

| Fig. No. | Ht. Overall Inches | Ht. Lens Inches | Tapped Pipe Size Inches | Ship Wt. Carton Std. Pkg. 1 Pc. | Lbs. Visibility Miles |
|----------|-----------------------|--------------------|----------------------------|------------------------------------|--------------------------|
| 0403 | 11-1/2 | 6-3/4 | 1 | 8.8 | 3 |
| 0412 | 14 | 6-3/4 | * | 9.1 | 3 |

ORDERING INFORMATION

| | White | Red | Green | Yellow |
|---------------|--------------|------------|------------|------------|
| Fig. No. 0403 | 0403E03PLB** | 0403RE3PLB | 0403GE3PLB | 0403ME3PLB |
| Fig. No. 0412 | 0412E00PLB** | 0412RE0PLB | 0412GE0PLB | 0412ME0PLB |

*Supplied with watertight terminal tube for 16/3-SO cable.
**These Lights are Supplied with Gray Tinted Lenses.

IMPORTANT BULB DATA

To comply with UL Standard 1104, the lights listed on this page must use a PERKO Cat. No. 0342004CLR bulb.

SPARE PARTS ORDERING INFORMATION

Lenses:
Gray Lens: 0261001GRY.
Red Lens: 0261001RED.

Lenses:
Yellow Lens: 0261001YLW.
Green Lens: 0261001GRN.

Lens or Cover Gasket: 1143.
Medium Prefocus Socket: 0367.



FIG. 0412

FIG. 1129 - PANAMA CANAL BLUE STEERING LIGHT
CERTIFIED FOR USE ON VESSELS OF ANY LENGTH

CONSTRUCTION:

- ★ BLACK PLASTIC
- ★ PRE-WIRED DOUBLE CONTACT SOCKET WITH 3 FEET OF 16/3-SJO CABLE
- ★ FOR 12, 24, 32 OR 120 VOLTS, BULB NOT INCLUDED

ORDERING INFORMATION

| Catalog No. Std. Pkg. - 1 Pc. | Visibility Arc | Height Overall Inches | Height Lens Inches | Ship Wt. Carton Standard Pkg. |
|----------------------------------|-------------------|--------------------------|-----------------------|----------------------------------|
| 1129BA0BLK | 135° | 7-1/2 | 4-1/2 | 2.9 |

IMPORTANT BULB DATA

To comply with Panama Canal Requirements this light must use a PERKO Fig. No. 0374 bulb.

SPARE PARTS ORDERING INFORMATION

Bulbs
12 Volts: 0374001CLR.
24 Volts: 0374 002CLR.
32 Volts: 0374 003CLR.
120 Volts: 0374 004 CLR.

Lens: 0249000BLU.
O-Ring for Cap: 1119.
Double Contact Socket: 0134.
Plastic Cap, O-Ring and Retainer: 1105000BLK.



FIG. 1129A

FIG. 0454 - PIPE MOUNT ALL-ROUND WHITE WHISTLE LIGHT
CERTIFIED FOR USE ON VESSELS OVER 20 METERS (65.6 FT.) IN LENGTH

CONSTRUCTION:

Fig. 0454E
Tapped For
Pipe Mount



- ★ CAST BRONZE
- ★ COMPLETE WITH MEDIUM PREFOCUS SOCKET
- ★ 120 VOLT ONLY, BULB NOT INCLUDED




FIG. 0454

ORDERING INFORMATION

| Catalog No. Std. Pkg. - 1 Pc. | Ht. Overall Inches | Ht. Lens Inches | Tapped Pipe Size Inches | Ship Wt. Carton Standard Pkg. | Visibility Miles |
|----------------------------------|-----------------------|--------------------|----------------------------|----------------------------------|---------------------|
| 0454E00PLB | 11-1/2 | 6-3/4 | 1 | 8.6 | 5 |

SPARE PARTS ORDERING INFORMATION

Bulb: 0342004CLR.
Lens: 0261001CLR.

Lens or Cover Gasket: 1143.
Medium Prefocus Socket: 0367.

Navigation Lights for Vessels Over 20 Meters (65.6 ft.) in Length

SPARE PARTS

FOR NAVIGATION LIGHTS ON VESSELS OVER 20 METERS (65.6 FT.) IN LENGTH

DUAL MEDIUM PREFOCUS SOCKET ASSEMBLY



Phenolic - 250 Volts - 1000 Watts
Plug In Type - Prewired - with two medium prefocus sockets. For use in double lens lights.

| Cat. No. | Height Overall Inches | Width Overall Inches | Weight Ounces |
|----------|--------------------------|-------------------------|------------------|
| 0303 | 3-7/8 | 3-7/8 | 9 |

Male Plug Only Cat. No. 0303A00. Female Socket Only Cat. No. 0303B00.

MEDIUM PREFOCUS SOCKETS



Phenolic - 250 Volts - 1000 Watts

| Cat. No. | Height Overall Inches | Diameter Overall Inches | Std. Package | Weight Per Pkg. Ounces |
|----------|--------------------------|----------------------------|--------------|---------------------------|
| 0367 | 1-7/8 | 1-1/2 | 5 | 21-1/2 |
| 0347A00* | 1-7/8 | 1-1/2 | 5 | 21-1/2 |

* Cat. No. 0347A00 (Pictured) Supplied with metal Mounting Cap Tapped for 3/8 Inch I.P.S.

SINGLE CONTACT PREFOCUS SOCKET ASSEMBLY - COMPLETE WITH STAND, BOTTOM PLATE AND GASKET



| Cat. No. | Height Overall Inches | Diameter Overall Inches |
|------------|--------------------------|----------------------------|
| 0294003PLB | 3 | 3-3/4 |

DOUBLE CONTACT SOCKET



| Cat. No. | Height Overall Inches | Diameter Overall Inches | Std. Package |
|----------|--------------------------|----------------------------|--------------|
| 0134 | 7/8 | 1-3/4 | 1 |

Weight 1-1/4 oz

112-1/2° LENSES



| Color | Ht. Inches | Width Inches | Catalog No. |
|-------|------------|--------------|-------------|
| Red | 4-1/4 | 3-1/16 | 0259CL2RED |
| Green | 4-1/4 | 3-1/16 | 0259CL2GRN |
| Red | 5-1/16 | 3-11/16 | 0259CL3RED |
| Green | 5-1/16 | 3-11/16 | 0259CL3GRN |



| Color | Height Overall Inches | Dia. Opening Inches | Catalog No. |
|-------|--------------------------|------------------------|-------------|
| Red | 6-3/4 | 6-1/8 | 0259001RED |
| Green | 6-3/4 | 6-1/8 | 0259001GRN |
| Red | 7-1/2 | 9-1/4 | 0259002RED |
| Green | 7-1/2 | 9-1/4 | 0259002GRN |

Weight Size 1, .5 Lbs. - Weight Size 2, 1.2 Lbs.
Weight Size 3, 1.5 Lbs.

135° LENSES



| Color | Height Inches | I.D. Inches | Catalog No. |
|--------|------------------|----------------|-------------|
| White | 4-1/4 | 3-1/2 | 0269CL2WHT |
| White | 5-1/8 | 3-5/8 | 0269CL3WHT |
| Yellow | 4-1/4 | 3-1/2 | 0269CL2YLW |
| Yellow | 5-1/8 | 3-5/8 | 0269CL3YLW |

| Color | Height Overall Inches | Dia. Opening Inches | Catalog No. |
|--------|--------------------------|------------------------|-------------|
| White | 6-3/4 | 5-1/8 | 0269001WHT |
| Red | 6-3/4 | 5-1/8 | 0269001RED |
| Yellow | 6-3/4 | 5-1/8 | 0269001YLW |
| White | 7-1/2 | 7-1/4 | 0269002WHT |
| Red | 7-1/2 | 7-1/4 | 0269002RED |

Weight Size 1, .9Lbs. - Weight Size 2, 1.2 Lbs. oz. Weight Size 3, 1.5 Lbs.

360° LENSES



| Color | Height Overall Inches | Diameter Opening Inches | Clear Cat. No. | Frosted Cat. No. |
|--------|--------------------------|-------------------------------|-------------------|---------------------|
| White | 6-3/4 | 5-1/8 | 0261001CLR | 0261001FRD |
| Red | 6-3/4 | 5-1/8 | 0261001RED | 0261RF1FRD |
| Green | 6-3/4 | 5-1/8 | 0261001GRN | 0261GF1FRD |
| Yellow | 6-3/4 | 5-1/8 | 0261001YLW | 0261MF1FRD |
| Gray | 6-3/4 | 5-1/8 | 0261001GRY | ----- |
| White | 7-1/2 | 7-3/8 | 0261002CLR | 0261002FRD |
| Red | 7-1/2 | 7-3/8 | 0261002RED | 0261RF2FRD |
| Green | 7-1/2 | 7-3/8 | 0261002GRN | 0261GF2FRD |

Weight Size 1, 13.5 oz. - Weight Size 2, 43 oz.

225° LENSES



| Color | Ht. Inches | I.D. Inches | Catalog No. |
|-------|------------|-------------|-------------|
| White | 4-1/4 | 3-3/8 | 0256CL2WHT |
| White | 5-1/8 | 3-1/4 | 0256CL3WHT |

| Color | Ht. Overall Inches | Dia. Opening Inches | Catalog No. |
|--------|-----------------------|------------------------|-------------|
| White | 6-3/4 | 4-1/2 | 0256001WHT |
| Yellow | 6-3/4 | 4-1/2 | 0256001YLW |
| White | 7-1/2 | 6-5/8 | 0256002WHT |

Weight Size 1, 1.2 Lbs. - Weight Size 2, 1.7 Lbs.,
Weight Size 3, 1.8 Lbs.

360° LENSES



| Color | Height Inches | I.D. Inches | O.D. Inches | Catalog No. |
|--------|------------------|----------------|----------------|-------------|
| Red | 5 | 2-7/8 | 3-1/4 | 0106000RED |
| Green | 5 | 2-7/8 | 3-1/4 | 0106000GRN |
| White | 5 | 2-7/8 | 3-1/4 | 0106000WHT |
| Yellow | 5 | 2-7/8 | 3-1/4 | 0106000YLW |
| Gray | 5 | 2-7/8 | 3-1/4 | 0106000GRY |

Weight 12 oz.

360° LENSES - With Top Assembly



| Color | Ht. Overall Inches | Dia. Opening Inches | Catalog No. |
|--------|-----------------------|------------------------|-------------|
| White | 5-3/4 | 5-1/2 | 0249000CLR |
| Red | 5-3/4 | 5-1/2 | 0249000RED |
| Green | 5-3/4 | 5-1/2 | 0249000GRN |
| Yellow | 5-3/4 | 5-1/2 | 0249000YLW |
| Gray | 5-3/4 | 5-1/2 | 0249000GRY |

Weight 17 oz.

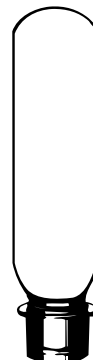
SINGLE CONTACT PREFOCUS BULBS



| Cat. No. | C-8 Filament Clear - 12 Volts Amperage | Mfg. No. |
|------------|---|--------------|
| 0373001CLR | .25 | 25A/S8 |
| 0373002CLR | .55 | 55A/S8 |
| 0373003CLR | .77 | 77A/S8 |
| 0373004CLR | 1.15 | 1.15A/S8 |
| 0373005CLR | 2.03 | 2.03A/S8S8CP |

Weight 1 oz. - Standard Pkg. - 1 pc.

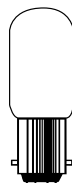
MEDIUM PREFOCUS BULBS



| Cat. No. | Clear Volts | Wattage |
|--------------|----------------|---------|
| 0342000CLR | 120 | 7.5 |
| 0342001CLR** | 120 | 15 |
| 0342002CLR** | 120 | 25 |
| 0342003CLR** | 120 | 40 |
| 0342024CLR | 24 | 55 |
| 0342004CLR** | 120 | 60 |
| 0342RS4CLR* | 120 | 60 |
| 0342220CLR | 220 | 65 |

Weight 1 oz. - *Designed for rough service.
Standard Pkg. - 1 pc. - **OEM - 25 pcs.

DOUBLE CONTACT BAYONET BULBS



ClearType T-8, C-8, Filament - 1-3/8 Inch L.C.L.

| Cat. No. | Voltage | Wattage | Candella |
|------------|---------|---------|----------|
| 0374001CLR | 12 | 30 | 24 |
| 0374002CLR | 24 | 30 | 24 |
| 0374003CLR | 32 | 30 | 24 |
| 0374004CLR | 120 | 30 | 24 |

Weight 1 oz. - Standard Pkg. - 1 pc.

BULBS FOR NAVIGATION LIGHTS UNDER 20 METERS (65.6 FT.) SEE PAGE 65

Navigation Lights for Vessels Over 20 Meters (65.6 ft.) in Length

The Largest Selection of
Marine Searchlights

Available with Manual, Lever, Wheel or
Remote Electric Controls

*Solar-Ray® Series
(Incandescent Bulb)*



Sealed Beam



XR Series (Xenon Bulb)

PERKO®
Shaping the Wave of Excellence®



Solar-Ray® and XR Series Searchlights

SEALED BEAM SEARCHLIGHTS

FIGS. 0534, 0535 & 0538 - SEARCHLIGHTS

CE



Fig. 0534




Fig. 0535



Fig. 0538

- CONSTRUCTION:**
- ★ CHROME PLATED BRASS HEAD
 - ★ FOR 12, 24 OR 32 VOLTS
 - ★ TUNGSTEN OR HALOGEN BULB
 - ★ SWITCH IN HEAD



- FIG. 0534 - DECK CONTROL:**
- ★ CHROME PLATED BRONZE BASE
 - ★ 7 INCH SEALED BEAM BULB
- FIG. 0535 - PILOT HOUSE CONTROL**
- ★ CHROME PLATED BRONZE BASE
 - ★ 7 INCH SEALED BEAM BULB
 - ★ LEVER HANDLE CONTROLS BOTH HORIZONTAL AND VERTICAL MOVEMENT
 - ★ CONTROL LENGTH: 7-1/2 INCHES
 - ★ MAXIMUM CEILING THICKNESS: 4-1/2 INCHES

- FIG. 0538 - DECK CONTROL**
- ★ CHROME PLATED BRASS BASE
 - ★ 4-1/2 INCH SEALED BEAM BULB

ORDERING INFORMATION

| Voltage | O.D. Bulb Inches | Approx. Range Miles | Beam Candlepower | Wattage | Height Overall Inches | Base Dimension Inches | Catalog Number | Ship Wt. Carton Lbs. Std Pkg. |
|---------|------------------|---------------------|------------------|---------|-----------------------|-----------------------|----------------|-------------------------------|
| 12 | 7 | 5/8 | 250,000 | 100 | 12-1/2 | 4-7/8 x 3-1/8 | 053400312V | 8.1 |
| 24 | 7 | 3/4 | 470,000 | 450 | 12-1/2 | 4-7/8 x 3-1/8 | 053400324V | 7.8 |
| 32 | 7 | 5/8 | 260,000 | 200 | 12-1/2 | 4-7/8 x 3-1/8 | 053400332V | 8.0 |
| 12 | 7 | 5/8 | 250,000 | 100 | ----- | 4-7/8 x 3-1/8 | 053500312V | 8.8 |
| 24 | 7 | 3/4 | 470,000 | 450 | ----- | 4-7/8 x 3-1/8 | 053500324V | 8.8 |
| 32 | 7 | 5/8 | 260,000 | 200 | ----- | 4-7/8 x 3-1/8 | 053500332V | 8.7 |
| 12 | 4-1/2 | 1/4 | 50,000 | 30 | 7-1/2 | 3-1/2 O.D. | 0538000CHR | 1.4 |
| 12 | 4-1/2 | 1/3 | 100,000 | 50 | 7-1/2 | 3-1/2 O.D. | 0538H00CHR* | 1.4 |

*NOTE: "H" in the Catalog Number Designates a Halogen Bulb.

FIG. 0440 - REMOVABLE DECK CONTROL SEARCHLIGHT



Fig. 0440



- CONSTRUCTION:**
- ★ CHROME PLATED BRASS HEAD AND BASE
 - ★ FOR 12 OR 32 VOLTS
 - ★ 4-1/2 OR 7 INCH SEALED BEAM BULB
 - ★ 8 FEET OF COILED CORD & CIGARETTE LIGHTER PLUG
 - ★ WATERTIGHT DECK CONNECTION. SWITCH IN HEAD

ORDERING INFORMATION

| Voltage | O.D. Bulb Inches | Approx. Range Miles | Beam Candlepower | Wattage | Height Overall Inches | Catalog Number | Ship Wt. Carton Lbs. Std Pkg. |
|---------|------------------|---------------------|------------------|---------|-----------------------|----------------|-------------------------------|
| 12 | 4-1/2 | 1/4 | 50,000 | 30 | 7-1/2 | 044000112V | 2.4 |
| 12 | 4-1/2 | 1/3 | 100,000 | 50 | 7-1/2 | 0440H0112V* | 2.4 |
| 12 | 7 | 5/8 | 250,000 | 100 | 10 | 044000312V | 5.4 |
| 32 | 7 | 5/8 | 260,000 | 200 | 10 | 044000332V | 5.3 |

Base Diameter, 2-1/8 Inches.

*NOTE: "H" in the Catalog Number Designates a Halogen Bulb.

SPARE SEALED BEAM ORDERING INFORMATION

| | |
|--|--|
| 4-1/2 Inch Sealed Beam Unit: 043300112V. | 7 Inch Sealed Beam Unit (12 Volt): 043300312V. |
| 4-1/2 Inch Halogen Sealed Beam Unit: 043500112V. | 7 Inch Sealed Beam Unit (24 Volt): 043300324V. |
| | 7 Inch Sealed Beam Unit (32 Volt): 043300332V. |

SOLAR-RAY® SEALED BEAM SEARCHLIGHTS

BRONZE BASE, BRASS BODY
POLISHED CHROME PLATED OR
WHITE PERKO•KOTE POWDER COATING
FOR 12, 24 OR 32 VOLTS



DIMENSIONS (INCHES)

| "A" | "B" | "C" | "D" | "G" | "H" |
|-----|-------|-----|-----|-----|-------|
| 8 | 8-1/2 | 10 | 7 | 2 | 2-1/8 |

ELECTRICAL SPECIFICATIONS

| Voltage | Wattage | Approximate Candlepower | Sealed Beam Range Miles | Sealed Beam Catalog No. |
|---------|---------|-------------------------|-------------------------|-------------------------|
| 12 | 100 | 250,000 | 5/8 | 043300312V |
| 24 | 450 | 470,000 | 3/4 | 043300324V |
| 32 | 200 | 260,000 | 5/8 | 043300332V |



FIG. 0313


FIGS. 0305 & 0313 - SEARCHLIGHT HEADS

ORDERING INFORMATION

| Voltage | Head Only Polished Chrome For Lever Control Cat. No. | Head Only White PERKO•KOTE For Lever Control Cat. No. | Head Only Polished Chrome For Wheel or Lever/Gear Control Cat. No. | Head Only White PERKO•KOTE For Wheel or Lever/Gear Control Cat. No. |
|---------|--|---|--|---|
| 12 | 0305H12CHR | 0305H12WHT | 0313H12CHR | 0313H12WHT |
| 24 | 0305H24CHR | 0305H24WHT | 0313H24CHR | 0313H24WHT |
| 32 | 0305H32CHR | 0305H32WHT | 0313H32CHR | 0313H32WHT |

Nominal Weight - 20 lbs.

Fig. 0354 Front Bezel with Glass for Figs. 0305 & 0313, Specify Chrome or White.
Fig. 0355 Rear Cover for Figs. 0305 & 0313, Specify Chrome or White.



FIGS. 0851, 0852 & 0969 - CONTROL ASSEMBLIES

STAINLESS STEEL TUBES WITH CHROME PLATED FITTINGS

Note: Lever Control (Fig. 0851) Fits Fig. 0305 Head Assemblies.
Wheel Control (Fig. 0852) and Lever/Gear Control (Fig. 0969) Fit Fig. 0313 Head Assemblies.

ORDERING INFORMATION

| Control Length Inches | "E" | "E" | "F" | Nominal Weight Pounds | |
|-----------------------|--------|------------------------|-----------------------------|------------------------|----|
| "E" | "F" | Lever Control Cat. No. | Lever/Gear Control Cat. No. | Wheel Control Cat. No. | |
| 8-1/2 | 7-1/2 | 0851000* | 0969000** | 0852000*** | 6 |
| 15-1/2 | 14-1/2 | 08510A0 | 09690A0 | 08520A0 | 9 |
| 22-1/2 | 21-1/2 | 08510B0 | 09690B0 | 08520B0 | 12 |
| 29-1/2 | 28-1/2 | 08510C0 | 09690C0 | 08520C0 | 15 |

Maximum Ceiling Thickness,

* 0851: 4-1/2 Inches.

** 0969: 3-1/2 Inches.

*** 0852: 3 Inches.

Custom Lengths Available by Special Order.

FIG. 0969
LEVER/GEAR
CONTROL
FITS 0313 HEAD




FIG. 0305




FIG. 0851
LEVER CONTROL
FITS 0305 HEAD

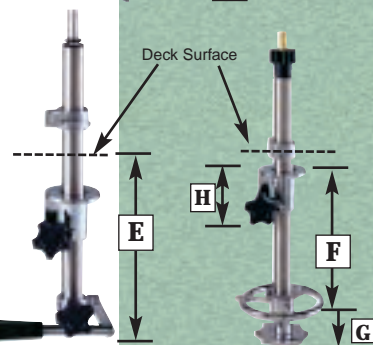


FIG. 0852
WHEEL CONTROL
FITS 0313 HEAD

Solar-Ray® and XR Series Searchlights

PILOT HOUSE CONTROL SEALED BEAM SEARCHLIGHTS

CE

FIG. 0314 - PILOT HOUSE CONTROL SEARCHLIGHT

CONSTRUCTION:

- ★ CHROME PLATED OR WHITE POWDER COATED BRASS
- ★ CORROSION RESISTANT, SPLASH PROOF CONSTRUCTION
- ★ 7 & 8 INCH SEALED BEAM UNITS
- ★ TIN PLATED ELECTRICAL CONTACTS AND WIRING
- ★ LEVER ACTION, PILOT HOUSE CONTROL
- ★ 380° HORIZONTAL MOVEMENT, 70° VERTICAL MOVEMENT
- ★ LEVER HANDLE CONTROLS BOTH HORIZONTAL AND VERTICAL MOVEMENT
- ★ FOR CEILING THICKNESSES OF UP TO 5"
- ★ FOR 12, 24 OR 32 VOLTS



FIG. 0314
WHITE



FIG. 0314
CHROME

Solar-Ray® and XR Series Searchlights


ORDERING INFORMATION

| Overall Length | Approx. Range | Beam Candle Power | Wattage | Chrome Catalog Number | White Catalog Number | Ship Wt. Carton Lbs. Std. Pkg. |
|--------------------|---------------|-------------------|---------|-----------------------|----------------------|--------------------------------|
| <i>7 Inch Head</i> | | | | | | |
| 24 | 12 | 5/8 250,000 | 100 | 0314C0712V | 0314W0712V | 12.6 |
| 24 | 24 | 3/4 470,000 | 450 | 0314C0724V | 0314W0724V | 12.8 |
| 24 | 32 | 5/8 260,000 | 200 | 0314C0732V | 0314W0732V | 13.8 |
| <i>8 Inch Head</i> | | | | | | |
| 26 | 12 | 3/4 500,000 | 250 | 0314C0812V | 0314W0812V | 13.6 |
| 26 | 24 | 3/4 500,000 | 600 | 0314C0824V | 0314W0824V | 14.1 |
| 26 | 32 | 3/4 500,000 | 600 | 0314C0832V | 0314W0832V | 15.0 |

Replacement Sealed Beam Information

7 Inch Head
 12 Volt: 043300312V
 24 Volt: 043300324V
 32 Volt: 043300332V

8 Inch Head
 12 Volt: 043300412V
 24 Volt: 043300424V
 32 Volt: Order 24V Sealed Beam. If converting from another voltage, order Internal Dropping Resistor (0314R3299A) in addition to the bulb.



SEALED BEAM

REMOTE ELECTRIC CONTROL SEALED BEAM SEARCHLIGHT

FIG. 0314 - REMOTE ELECTRIC CONTROL SEARCHLIGHT

CONSTRUCTION:

- ★ CHROME PLATED OR WHITE POWDER COATED BRASS
- ★ CORROSION RESISTANT, SPLASH PROOF CONSTRUCTION
- ★ 7 & 8 INCH SEALED BEAM UNITS
- ★ TIN PLATED ELECTRICAL CONTACTS AND WIRING
- ★ 380° HORIZONTAL MOVEMENT, 70° VERTICAL MOVEMENT
- ★ DISTANT ELECTRIC REMOTE CONTROLS BOTH HORIZONTAL AND VERTICAL MOVEMENT
- ★ SET FOR CONTINUOUS BACK & FORTH SWEEP OR ADJUST POSITION WITH MANUAL TOGGLE CONTROLS
- ★ FOR 12, 24 OR 32 VOLTS



**COMING SOON
EARLY 2005**



FIG. 1925001
ELECTRIC CONTROL
REMOTE



FIG. 0314
SEARCHLIGHT WITH
REMOTE ELECTRIC
CONTROL

ORDERING INFORMATION

| Overall Length | Voltage | Approx. Range Miles | Beam Candle Power | Wattage | Chrome Catalog Number | White Catalog Number |
|--------------------|---------|---------------------|-------------------|---------|-----------------------|----------------------|
| <i>7 Inch Head</i> | | | | | | |
| 19 | 12 | 5/8 | 250,000 | 100 | 0314CE712V | 0314WE712V |
| 19 | 24 | 3/4 | 470,000 | 450 | 0314CE724V | 0314WE724V |
| 19 | 32 | 5/8 | 260,000 | 200 | 0314CE732V | 0314WE732V |
| <i>8 Inch Head</i> | | | | | | |
| 21 | 12 | 3/4 | 500,000 | 250 | 0314CE812V | 0314WE812V |
| 21 | 24 | 3/4 | 500,000 | 600 | 0314CE824V | 0314WE824V |
| 21 | 32 | 3/4 | 500,000 | 600 | 0314CE832V | 0314WE832V |


Replacement Sealed Beam Information

7 Inch Head

12 Volt: 043300312V
24 Volt: 043300324V
32 Volt: 043300332V

8 Inch Head

12 Volt: 043300412V
24 Volt: 043300424V
32 Volt: Order 24V Sealed Beam, If converting from another voltage, order Internal Dropping Resistor (0314R3299A) in addition to the bulb.



SEALED BEAM



Solar-Ray® and XR Series Searchlights

SOLAR-RAY® SEARCHLIGHTS

0800 SERIES 10", 12" OR 14"

CAST BRONZE AND HEAVY GAUGE BRASS
POLISHED CHROME OR WHITE PERKO•KOTE FINISH
12, 24, 32, 120 OR 230 VOLTS

The 0800 Series - Solar-Ray® Searchlights are available in 10", 12" and 14" sizes with your choice of Deck, Wheel, Lever/Gear Controls or DEC on 14 Inch Model. All models feature: halo deflectors, parabolic glass mirror reflectors for maximum light output and ventilation covers for quick dissipation of heat to help prolong bulb life. Hinged front doors have quick release stainless steel latches to provide easy access for bulb replacement. The 0800 Series models are also available in our white PERKO•KOTE finish, an advanced powder coating process that eliminates the need for painting while providing a scratch resistant and chip-proof surface for painting when necessary to match the color of the vessel.

Bulbs are not included and must be ordered separately. PERKO offers a choice of the traditional incandescent or the brighter, more piercing quartz-halogen bulbs in a broad variety of voltages and wattages to fit every need. For complete information on bulbs and candlepower output, see pages 94 & 95 .



BULBS ARE NOT INCLUDED IN LIGHTS

CONTROL TYPES

DECK CONTROL

Equipped with handles on the rear cover for positioning.



FIG. 0851

LEVER CONTROL

Aim handle for horizontal position. Move handle up and down for vertical position.



FIG. 0887

WHEEL CONTROL

Turn upper wheel for horizontal position. Turn lower wheel for vertical position.



FIG. 0852

LEVER/GEAR CONTROL

Aim handle for horizontal position. Twist handle for vertical position.



FIG. 0969

DISTANT ELECTRIC CONTROL
Joystick type controller for both horizontal & vertical positioning (Only Available on the 0887)

DISTANT ELECTRIC CONTROL SOLAR-RAY® SEARCHLIGHT



0887 SERIES

FOR 12, 24 & 120 VOLT

SEARCHLIGHT DIMENSIONS



INCANDESCENT

| Nominal Drum Diameter <u>Inches</u> | Length Drum <u>Inches</u> | Gross Shipping Weight <u>Pounds</u> |
|--|------------------------------|--|
| 14 | 17 | 68 |



DISTANT ELECTRIC CONTROL

Joystick type controller with variable speed control for both horizontal & vertical positioning



FIG. 0887 - STANDARD PEDESTAL WITH DEC BASE

ALL ALUMINUM - WHITE PERKO•KOTE FINISH

ORDERING INFORMATION

| Description | Catalog No. |
|---|-------------|
| Searchlight Head Assembly w/ Distant Electric Control Base - 12 Volt | 0887EA3WHT |
| Searchlight Head Assembly w/ Distant Electric Control Base - 24 Volt | 0887EB3WHT |
| Searchlight Head Assembly w/ Distant Electric Control Base - 120 Volt | 0887EC3WHT |

BULBS ARE NOT INCLUDED IN LIGHTS (SEE PAGES 94 & 95)

Solar-Ray® and XR Series Searchlights

DECK CONTROL SOLAR-RAY® SEARCHLIGHTS

CE

0883 SERIES 10", 12" OR 14" SEARCHLIGHT DIMENSIONS

| "A" Nominal Drum Diameter Inches | "C" Length Drum Inches | Nominal Weight Pounds |
|--|------------------------------|-----------------------------|
| 10 | 13 | 28 |
| 12 | 15 | 38 |
| 14 | 17 | 45 |




FIG. 0883 - STANDARD PEDESTAL
CHROME



FIG. 0883 - HIGH PEDESTAL
CHROME



FIG. 0883 - MEDIUM PEDESTAL
WHITE

* Note: The "J" Dimension is Height Overall.

BULBS ARE NOT INCLUDED IN LIGHTS (SEE PAGES 94 & 95)

DECK CONTROL SOLAR-RAY® SEARCHLIGHTS

0883 SERIES

10", 12" OR 14"

ORDERING INFORMATION

- NOTES: 1) These Searchlights Cannot Be Fitted With Controls.
 2) Bulbs Must be Ordered Separately, Refer to Pages 94 and 95 for Ordering Information.
 3) Refer to Worksheet on Page 96 For Help in Bulb Ordering.

STANDARD PEDESTAL SEARCHLIGHTS

| Nominal Reflector Size Inches | "J" Height Overall Inches | Polished Chrome Catalog No. | White PERKO•KOTE Catalog No. |
|-------------------------------|---------------------------|-----------------------------|------------------------------|
| 10 | 20-1/8 | 08830P1CHR | 08830P1WHT |
| 12 | 22-1/8 | 08830P2CHR | 08830P2WHT |
| 14 | 25-1/8 | 08830P3CHR | 08830P3WHT |

Standard Pedestal Base Diameter, 7 Inches.

MEDIUM PEDESTAL SEARCHLIGHTS

| Nominal Reflector Size Inches | "J" Height Overall Inches | Polished Chrome Catalog No. | White PERKO•KOTE Catalog No. |
|-------------------------------|---------------------------|-----------------------------|------------------------------|
| 10 | 27-1/2 | 0883MP1CHR | 0883MP1WHT |
| 12 | 29-1/2 | 0883MP2CHR | 0883MP2WHT |
| 14 | 32-1/2 | 0883MP3CHR | 0883MP3WHT |

Medium Pedestal Base Diameter, 8 Inches.

HIGH PEDESTAL SEARCHLIGHTS

| Nominal Reflector Size Inches | "J" Height Overall Inches | Polished Chrome Catalog No. | White PERKO•KOTE Catalog No. |
|-------------------------------|---------------------------|-----------------------------|------------------------------|
| 10 | 44 | 0883HP1CHR | 0883HP1WHT |
| 12 | 46 | 0883HP2CHR | 0883HP2WHT |
| 14 | 49 | 0883HP3CHR | 0883HP3WHT |

High Pedestal Base Diameter, 8 Inches.

*NOTE: Custom Pedestal Heights are Available.
 Price Upon Application.
 Specify the "J" Dimension for Custom Pedestal Height.*

High Pedestal White



Med. Pedestal White



Std. Pedestal White



Std. Pedestal Chrome



Med. Pedestal Chrome



High Pedestal Chrome



Solar-Ray® and XR Series Searchlights

LEVER CONTROL SOLAR-RAY® SEARCHLIGHTS

CE

0884 SERIES

10", 12" AND 14"

SEARCHLIGHT DIMENSIONS

| "A" Nominal Drum Diameter Inches | "C" Length Drum Inches | Nominal Weight Pounds |
|---|---------------------------------|-----------------------------|
| 10 | 13 | 28 |
| 12 | 15 | 38 |
| 14 | 17 | 45 |




FIG. 0884
STANDARD PEDESTAL



FIG. 0884
MEDIUM PEDESTAL



FIG. 0884
HIGH PEDESTAL

* Note: The "J" Dimension is height from mounting surface to the top of the light.

BULBS ARE NOT INCLUDED IN LIGHTS (SEE PAGES 94 & 95)

LEVER CONTROL SOLAR-RAY® SEARCHLIGHT HEAD ASSEMBLIES

0884 SERIES

10", 12" AND 14"

ORDERING INFORMATION

- NOTES: 1) Bulbs Must be Ordered Separately, Refer to Pages 94 and 95 for Ordering Information.
2) Refer to Worksheet on Page 96 For Help in Bulb Ordering.

STANDARD PEDESTAL SEARCHLIGHT HEAD ASSEMBLIES

| Nominal Reflector Size Inches | "J" Height Inches | Polished Chrome Catalog No. | White PERKO•KOTE Catalog No. |
|-------------------------------|-------------------|-----------------------------|------------------------------|
| 10 | 20-1/8 | 08840P1CHR | 08840P1WHT |
| 12 | 22-1/8 | 08840P2CHR | 08840P2WHT |
| 14 | 25-1/8 | 08840P3CHR | 08840P3WHT |

Standard Pedestal Base Diameter, 7 Inches.

MEDIUM PEDESTAL SEARCHLIGHT HEAD ASSEMBLIES

| Nominal Reflector Size Inches | "J" Height Inches | Polished Chrome Catalog No. | White PERKO•KOTE Catalog No. |
|-------------------------------|-------------------|-----------------------------|------------------------------|
| 10 | 28-1/4 | 0884MP1CHR | 0884MP1WHT |
| 12 | 30-1/4 | 0884MP2CHR | 0884MP2WHT |
| 14 | 33-1/4 | 0884MP3CHR | 0884MP3WHT |

Medium Pedestal Base Diameter, 8 Inches.

HIGH PEDESTAL SEARCHLIGHT HEAD ASSEMBLIES

| Nominal Reflector Size Inches | "J" Height Inches | Polished Chrome Catalog No. | White PERKO•KOTE Catalog No. |
|-------------------------------|-------------------|-----------------------------|------------------------------|
| 10 | 44-3/4 | 0884HP1CHR | 0884HP1WHT |
| 12 | 46-3/4 | 0884HP2CHR | 0884HP2WHT |
| 14 | 49-3/4 | 0884HP3CHR | 0884HP3WHT |

High Pedestal Base Diameter, 8 Inches.

High Pedestal White

High Pedestal Chrome

Med. Pedestal White

Med. Pedestal Chrome

Std. Pedestal White

Std. Pedestal Chrome



NOTE: Custom Pedestal Heights are Available. Price Upon Application. Specify the "J" Dimension for Custom Pedestal Height.

FIG. 0851 - LEVER CONTROL ASSEMBLIES

Control assemblies of different lengths may be interchanged on Solar-Ray® searchlights (Fig. 0884) of the same pedestal height. The following chart makes it possible to order and stock different lengths of these assemblies separately to offer a large variety of Solar-Ray® searchlights with a minimum of inventory.

ORDERING INFORMATION

| "E" Length Control Inches | For Standard Pedestal Cat. No. | For Medium Pedestal Cat. No. | For High Pedestal Cat. No. | Nominal Weight Pounds |
|---------------------------|--------------------------------|------------------------------|----------------------------|-----------------------|
| 8-1/2 | 0851000* | 0851M00* | 0851H00* | 6 |
| 15-1/2 | 08510A0 | 0851MA0 | 0851HA0 | 9 |
| 22-1/2 | 08510B0 | 0851MB0 | 0851HB0 | 12 |
| 29-1/2 | 08510C0 | 0851MC0 | 0851HC0 | 15 |

* Maximum Ceiling Thickness, 4-1/2 Inches.

NOTE: Custom Control Lengths are Available. Price Upon Application.

Specify the "E" Dimension for Custom Control Lengths.

Solar-Ray® and XR Series Searchlights

WHEEL OR LEVER/GEAR CONTROL SOLAR-RAY® SEARCHLIGHTS

CE

0885 SERIES

10", 12" AND 14"

SEARCHLIGHT DIMENSIONS

| "A" Nominal Drum Diameter Inches | "C" Length Drum Inches | Nominal Weight Pounds |
|---|---------------------------------|-----------------------------|
| 10 | 13 | 28 |
| 12 | 15 | 38 |
| 14 | 17 | 45 |

LAMP



INCANDESCENT

Solar-Ray® and XR Series Searchlights




FIG. 0885
STANDARD PEDESTAL
SHOWN WITH WHEEL CONTROL

"G" Distance Between Wheels, 2 Inches.



FIG. 0885
MEDIUM PEDESTAL
SHOWN WITH
LEVER/GEAR CONTROL



FIG. 0885
HIGH PEDESTAL
SHOWN WITH WHEEL CONTROL

* Note: The "J" Dimension is height from mounting surface to the top of the light.

BULBS ARE NOT INCLUDED IN LIGHTS (SEE PAGES 94 & 95)

WHEEL OR LEVER/GEAR CONTROL SOLAR-RAY® SEARCHLIGHT HEAD ASSEMBLIES

0885 SERIES

10", 12" AND 14"

ORDERING INFORMATION

- Notes: 1) Bulbs Must be Ordered Separately, Refer to Pages 94 and 95 for Ordering Information.
2) Refer to Worksheet on Page 96 For Help in Bulb Ordering.

STANDARD PEDESTAL SEARCHLIGHT HEAD ASSEMBLIES

| Nominal Reflector Size Inches | "J" Height Inches | Polished Chrome Catalog No. | White PERKO•KOTE Catalog No. |
|-------------------------------|-------------------|-----------------------------|------------------------------|
| 10 | 20-1/8 | 08850P1CHR | 08850P1WHT |
| 12 | 22-1/8 | 08850P2CHR | 08850P2WHT |
| 14 | 25-1/8 | 08850P3CHR | 08850P3WHT |

Standard Pedestal Base Diameter, 7 Inches.

MEDIUM PEDESTAL SEARCHLIGHT HEAD ASSEMBLIES

| Nominal Reflector Size Inches | "J" Height Inches | Polished Chrome Catalog No. | White PERKO•KOTE Catalog No. |
|-------------------------------|-------------------|-----------------------------|------------------------------|
| 10 | 28-1/4 | 0885MP1CHR | 0885MP1WHT |
| 12 | 30-1/4 | 0885MP2CHR | 0885MP2WHT |
| 14 | 33-1/4 | 0885MP3CHR | 0885MP3WHT |

Medium Pedestal Base Diameter, 8 Inches.

HIGH PEDESTAL SEARCHLIGHT HEAD ASSEMBLIES

| Nominal Reflector Size Inches | "J" Height Inches | Polished Chrome Catalog No. | White PERKO•KOTE Catalog No. |
|-------------------------------|-------------------|-----------------------------|------------------------------|
| 10 | 44-3/4 | 0885HP1CHR | 0885HP1WHT |
| 12 | 46-3/4 | 0885HP2CHR | 0885HP2WHT |
| 14 | 49-3/4 | 0885HP3CHR | 0885HP3WHT |

High Pedestal Base Diameter, 8 Inches.

High Pedestal White



Med. Pedestal White



Std. Pedestal White



Std. Pedestal Chrome



Med. Pedestal Chrome



High Pedestal Chrome



NOTE: Custom Pedestal Heights are Available. Price Upon Application. Specify the "J" Dimension for Custom Pedestal Height.

CONTROL ASSEMBLIES - FIGS. 0852 & 0969

Control Assemblies of different lengths may be interchanged on Solar-Ray® searchlights (Fig. 0885) of the same pedestal height. The following chart makes it possible to order and stock different lengths of these assemblies separately to offer a large variety of Solar-Ray® Searchlights with a minimum of inventory.

WHEEL CONTROL - FIG. 0852

ORDERING INFORMATION

| "F" Length Control Inches | For Standard Pedestal Cat. No. | For Medium Pedestal Cat. No. | For High Pedestal Cat. No. | Nominal Weight Pounds |
|---------------------------|--------------------------------|------------------------------|----------------------------|-----------------------|
| 7-1/2 | 0852000* | 0852M00* | 0852H00* | 6 |
| 14-1/2 | 08520A0 | 0852MA0 | 0852HA0 | 9 |
| 21-1/2 | 08520B0 | 0852MB0 | 0852HB0 | 12 |
| 28-1/2 | 08520C0 | 0852MC0 | 0852HC0 | 15 |

*Maximum Ceiling Thickness, 3 Inches.

LEVER/GEAR CONTROL - FIG. 0969

ORDERING INFORMATION

| "E" Length Control Inches | For Standard Pedestal Cat. No. | For Medium Pedestal Cat. No. | For High Pedestal Cat. No. | Nominal Weight Pounds |
|---------------------------|--------------------------------|------------------------------|----------------------------|-----------------------|
| 8-1/2 | 0969000* | 0969M00* | 0969H00* | 6 |
| 15-1/2 | 09690A0 | 0969MA0 | 0969HA0 | 9 |
| 22-1/2 | 09690B0 | 0969MB0 | 0969HB0 | 12 |
| 29-1/2 | 09690C0 | 0969MC0 | 0969HC0 | 15 |

*Maximum Ceiling Thickness, 3-1/2 Inches.

NOTE: Custom Control Lengths are Available. Price Upon Application. Specify the "E" or "F" Dimension for Custom Control Lengths.

Solar-Ray® and XR Series Searchlights

BULB AND SOCKET ORDERING INFORMATION FOR SOLAR-RAY® SEARCHLIGHTS

0800 SERIES - 10", 12" AND 14"

BULBS ARE NOT INCLUDED IN LIGHTS AND MUST BE ORDERED SEPARATELY

To give good results, the bulb and reflector must be perfectly compatible; therefore be sure to specify the catalog number of the bulb desired. Peak candlepower is exceedingly sensitive to many factors, (i.e., a light source out of focus by 1/32 inch, under-voltage of only 4%, or differences between bulb manufacturers) which can cause a variation in range of up to 20%.

INCANDESCENT BULB ORDERING INFORMATION

| Bulb Catalog Number | Voltage | Wattage | Socket Type | Socket Code Letter | For Searchlight Sizes Inches | Rated* Life Hours | Mfg. Bulb Code |
|---------------------|---------|---------|-----------------|--------------------|------------------------------|-------------------|----------------|
| 0806 | 32 | 500 | Medium Screw | B | 10, 12, 14 | 50 | DLT |
| 0807 | 120 | 500 | Medium Prefocus | E | 10, 12, 14 | 25 | CZX/DAB |
| 0809 | 120 | 750 | Medium Prefocus | E | 12, 14 | 25 | DDB |
| 0837 | 120 | 750 | Medium Prefocus | E | 12, 14 | 200 | DGH |
| 0810 | 120 | 1000 | Medium Prefocus | E | 12, 14 | 25 | DRS |
| 0811 | 120 | 1000 | Mogul Screw | D | 12, 14 | 50 | DPT |

For a More Concentrated Beam, Longer Range, Brighter Light and a Longer Life, We Recommend the Following Bulbs:

"QUARTZ" TUNGSTEN-HALOGEN BULB ORDERING INFORMATION

| Bulb Catalog Number | Voltage | Wattage | Socket Type | Socket Code Letter | For Searchlight Sizes Inches | Rated* Life Hours | Mfg. Bulb Code |
|---------------------|---------|---------|-----------------|--------------------|------------------------------|-------------------|----------------|
| 0816 | 12 | 100 | 2-Pin Prefocus | F | 10, 12, 14 | 50 | FDT |
| 0836 | 24 | 150 | 2-Pin Prefocus | G | 10, 12, 14 | 50 | DZE-FDS |
| 0817 | 32 | 200 | 2-Pin Prefocus | H | 10, 12, 14 | 200 | 1945 |
| 0844 | 120 | 500 | Medium Prefocus | E | 10, 12, 14 | 500 | BTL |
| 0820 | 120 | 600 | 2-Pin Prefocus | I | 10, 12, 14 | 75 | DYS |
| 0845 | 120 | 750 | Medium Prefocus | E | 12, 14 | 200 | BTP |
| 0839 | 120 | 900 | 2-Pin Prefocus | K | 12, 14 | 75 | BVA |
| 0846 | 120 | 1000 | Medium Prefocus | E | 12, 14 | 200 | BTR |
| 0860 | 230 | 1000 | Medium Prefocus | E | 12, 14 | 950 | FKD |

PLEASE ORDER CAREFULLY, BULBS ARE NOT RETURNABLE.

*NOTE: These are the "Rated Average Laboratory Life in Hours" of the Bulb Manufacturer obtained in closely controlled laboratory life testing groups of lamps at their design voltage. It is not necessarily the same as the service life where conditions such as shock, vibration, voltage fluctuation and environment may result in a shorter average attained life.

ELECTRIC SOCKET AND SUPPORT STAND ASSEMBLIES

Solar-Ray® Searchlights include a socket and support stand assembly based on the bulb or socket information given when ordering. The following chart makes it possible to order and stock different socket and stand assemblies for field conversion to meet a large variety of voltage and candlepower requirements with a minimum of inventory.

ORDERING INFORMATION

| Socket Type (See Page 100 for Drawing) | Socket Code | For 10" Searchlights | | For 12" Searchlights | | For 14" Searchlights | |
|---|-------------|----------------------|---------------------|----------------------|---------------------|----------------------|---------------------|
| | | Catalog Number | Height Stand Inches | Catalog Number | Height Stand Inches | Catalog Number | Height Stand Inches |
| Medium Screw | B | 0872001 | 1-1/4 | 0872002 | 2-1/4 | 0872003 | 3-1/4 |
| Medium Prefocus | E | 0873001 | 1-5/16 | 0873002 | 1-15/16 | 0873003 | 2-15/16 |
| Mogul Screw | D | ----- | ----- | 0874002 | 7/16 | 0874003 | 1-1/4 |
| 2-Pin Prefocus (12 Volt) | F | 0875001 | 3-1/2 | 0875002 | 4-1/2 | 0875003 | 5-1/2 |
| 2-Pin Prefocus (24 Volt) | G | 0876001 | 3-1/4 | 0876002 | 4-1/4 | 0876003 | 5-1/4 |
| 2-Pin Prefocus (32 Volt) | H | 0878001 | 3-1/4 | 0878002 | 4-1/4 | 0878003 | 5-1/4 |
| 2-Pin Prefocus (600 Watt) | I | 0879001 | 3-1/8 | 0879002 | 4-1/8 | 0879003 | 5-1/8 |
| 2-Pin Prefocus (900 Watt) | K | ----- | ----- | 0880002 | 3-13/16 | 0880003 | 4-13/16 |

NOTE: Refer to Page 100 for Spare/Replacement Electric Socket Only Ordering Information.

BULB TECHNICAL DATA FOR SOLAR-RAY® SEARCHLIGHTS

0800 SERIES

THE FOLLOWING CHART IS PROVIDED TO AID IN PROPER BULB SELECTION:

| Searchlight Size Inches | Voltage | Approximate Range Miles* | Bulb Catalog Number | Bulb Wattage | Rated Life Hours** | Maximum Candlepower Output | Horizontal Beam Spread Degrees | Vertical Beam Spread Degrees |
|-------------------------|---------|--------------------------|---------------------|--------------|--------------------|----------------------------|--------------------------------|------------------------------|
| 10" | 12 | 1 | 0816 | 100 | 50 | 1,168,000 | 1.7 | 1.4 |
| | 24 | 1 | 0836 | 150 | 50 | 891,000 | 2.6 | 1.5 |
| | 32 | 3/4 | 0817 | 200 | 200 | 571,000 | 2.6 | 1.7 |
| | 32 | 1 | 0806 | 500 | 50 | 943,000 | 3.4 | 3.9 |
| | 120 | 1 | 0820 | 600 | 75 | 908,000 | 4.4 | 2.2 |
| | 120 | 1-1/8 | 0807 | 500 | 25 | 1,332,000 | 3.5 | 2.8 |
| | 120 | 1-1/8 | 0844 | 500 | 500 | 1,260,000 | 3.1 | 3.4 |
| | 12" | 12 | 1-1/4 | 0816 | 100 | 50 | 1,617,000 | 1.5 |
| 24 | | 1-1/8 | 0836 | 150 | 50 | 1,349,000 | 2.2 | 1.5 |
| 32 | | 7/8 | 0817 | 200 | 200 | 865,000 | 2.4 | 1.6 |
| 32 | | 1-1/8 | 0806 | 500 | 50 | 1,496,000 | 3.4 | 3.5 |
| 120 | | 1 | 0837 | 750 | 200 | 977,000 | 4.1 | 3.7 |
| 120 | | 1 | 0845 | 750 | 200 | 1,185,000 | 3.7 | 5.2 |
| 120 | | 1-1/8 | 0820 | 600 | 75 | 1,410,000 | 4.3 | 1.9 |
| 120 | | 1-1/4 | 0809 | 750 | 25 | 1,792,000 | 3.6 | 3.4 |
| 120 | | 1-1/4 | 0844 | 500 | 500 | 1,641,000 | 3.2 | 3.4 |
| 120 | | 1-1/4 | 0807 | 500 | 25 | 1,799,000 | 3.3 | 3.1 |
| 120 | | 1-1/4 | 0811 | 1000 | 50 | 1,816,000 | 4.0 | 4.9 |
| 120 | | 1-3/8 | 0810 | 1000 | 25 | 1,894,000 | 4.0 | 3.8 |
| 120 | | 1-3/8 | 0846 | 1000 | 200 | 1,911,000 | 3.9 | 5.0 |
| 120 | | 1-1/2 | 0839 | 900 | 75 | 2,482,000 | 4.5 | 5.5 |
| 230 | | 7/8 | 0860 | 1000 | 950 | 865,000 | 6.9 | 5.9 |
| 14" | | 12 | 1-1/4 | 0816 | 100 | 50 | 1,756,000 | 1.5 |
| | 24 | 1-1/8 | 0836 | 150 | 50 | 1,367,000 | 2.3 | 1.2 |
| | 32 | 1 | 0817 | 200 | 200 | 943,000 | 2.2 | 1.5 |
| | 32 | 1-1/8 | 0806 | 500 | 50 | 1,591,000 | 4.0 | 3.7 |
| | 120 | 1-1/8 | 0837 | 750 | 200 | 1,254,000 | 3.9 | 4.5 |
| | 120 | 1-1/8 | 0845 | 750 | 200 | 1,531,000 | 3.6 | 5.1 |
| | 120 | 1-1/4 | 0820 | 600 | 75 | 1,626,000 | 4.5 | 1.9 |
| | 120 | 1-3/8 | 0844 | 500 | 500 | 1,840,000 | 2.9 | 3.2 |
| | 120 | 1-3/8 | 0811 | 1000 | 50 | 2,249,000 | 4.0 | 5.1 |
| | 120 | 1-1/2 | 0807 | 500 | 25 | 2,353,000 | 3.2 | 3.2 |
| | 120 | 1-1/2 | 0809 | 750 | 25 | 2,422,000 | 3.7 | 4.0 |
| | 120 | 1-1/2 | 0846 | 1000 | 200 | 2,586,000 | 3.8 | 5.0 |
| | 120 | 1-1/2 | 0810 | 1000 | 25 | 2,621,000 | 4.0 | 4.5 |
| | 120 | 1-5/8 | 0839 | 900 | 75 | 2,889,000 | 4.5 | 5.2 |
| | 230 | 1 | 0860 | 1000 | 950 | 1,021,000 | 7.7 | 6.2 |

*The approximate ranges listed above are based on photometric measurements of beam candlepower output under ideal conditions. Many factors such as atmospheric conditions, size and color of target, background, etc., may reduce effective range considerably; therefore, these figures are offered only as a guide to compare different bulb and voltage options.

**NOTE: These are the "Rated Average Laboratory Life in Hours" of the Bulb Manufacturer obtained in closely controlled laboratory life testing of groups of lamps at their design voltage. It is not necessarily the same as the service life where conditions such as shock, vibration, voltage fluctuation and environment may result in a shorter average attained life.



2-PIN PREFOCUS



MOGUL SCREW



MEDIUM PREFOCUS



MEDIUM SCREW

SOLAR-RAY® SEARCHLIGHT ORDERING WORKSHEET

0800 SERIES

- 1) **Head Assembly Type:** _____ }
 - a) For deck control - 0883
 - b) For lever control - 0884
 - c) For wheel and lever/gear control - 0885
- 2) **Pedestal (overall) Height (see catalog page for details):** _____ }
 - a) Standard - O
 - b) Medium - M
 - c) High - H

For custom pedestal height see no. 10 below.
- 3) **Reflector Size:** _____ }
 - a) 10 inch - 1
 - b) 12 inch - 2
 - c) 14 inch - 3
- 4) **Finish:** _____ }
 - a) PERKOPLATE (polished chrome) - CHR
 - b) PERKO•KOTE (white) - WHT
- 5) **Control Type:** _____ }
 - a) Lever control (For 0884 Head Assembly) - 0851
 - b) Wheel control (For 0885 Head Assembly) - 0852
 - c) Lever/Gear control (For 0885 Head Assembly) - 0969
- 6) **Control Length (when necessary):** _____ }
 - a) (8-1/2" for 0851 & 0969) or (7-1/2" for 0852) - 0
 - b) (15-1/2" for 0851 & 0969) or (14-1/2" for 0852) - A
 - c) (22-1/2" for 0851 & 0969) or (21-1/2" for 0852) - B
 - d) (29-1/2" for 0851 & 0969) or (28-1/2" for 0852) - C
- 7) **Bulb Number (see pages 94 & 95 for details):** _____ }

Bulb Cat. No.
- 8) **Socket Type:**Code: _____ }
 - a) Medium Screw "B"
 - b) Medium Prefocus..... "E"
 - c) Mogul Screw..... "D" (Not for use with 10 inch reflector.)
 - d) 2-Pin Prefocus (12 volt) "F"
 - e) 2-Pin Prefocus (24 volt) "G"
 - f) 2-Pin Prefocus (32 volt) "H"
 - g) 2-Pin Prefocus (600 Watt) "I"
 - h) 2-Pin Prefocus (900 watt) "K"

Socket Code
- 9) **Custom control length:** _____
Specify control length desired as measured from pedestal base to lower end of control assembly ("E" or "F" dimension).
- 10) **Custom pedestal height:** _____
Specify overall height of searchlight desired as measured from the top of the searchlight head to the bottom of the pedestal base ("J" dimension).

| SPARE PARTS ORDERING INFORMATION FOR 0800 SERIES SOLAR-RAY® SEARCHLIGHTS | | | | | | |
|---|------|-------------------------|--------------------------------------|------------------------|------------------------|----------------------------|
| Fig. | Size | Front Glass Cat. No. | Front Door with Glass Cat. No. | Rear Cover Cat. No. | Reflector* Cat. No. | Pinion Gear Cat. No. |
| 0883 | 10" | 0889001CLR | 0891001CHR | 0908001CHR | 0890001 | ---- |
| | 12" | 0889002CLR | 0891002CHR | 0908002CHR | 0890002 | ---- |
| | 14" | 0889003CLR | 0891003CHR | 0908003CHR | 0890003 | ---- |
| 0884 | 10" | 0889001CLR | 0891001CHR | 0902001CHR | 0890001 | ---- |
| | 12" | 0889002CLR | 0891002CHR | 0902002CHR | 0890002 | ---- |
| | 14" | 0889003CLR | 0891003CHR | 0902003CHR | 0890003 | ---- |
| 0885 | 10" | 0889001CLR | 0891001CHR | 0902001CHR | 0890001 | 0905 |
| | 12" | 0889002CLR | 0891002CHR | 0902002CHR | 0890002 | 0905 |
| | 14" | 0889003CLR | 0891003CHR | 0902003CHR | 0890003 | 0905 |

NOTE: The Spare Part catalog numbers listed above are for the polished chrome (CHR) finish. To order white finish, replace the "CHR" in the catalog number with the "WHT" finish code.

*Replacement Retaining Clips (Cat. No. 0910) For The Reflector Should Also Be Ordered When Ordering a Replacement Reflector To Assure a Proper Fit.

19 INCH SOLAR-RAY® SEARCHLIGHT



1900 SERIES ALL ALUMINUM - WHITE PERKO•KOTE FINISH 32, 120 OR 230 VOLTS

The 1900 Series - Solar-Ray® Searchlights are designed and built with the commercial user in mind where maximum size and brilliance counts. These units are constructed of marine aluminum with heavy duty castings and heavy gauge reinforced bodies for extra durability. They are finished in our white PERKO•KOTE finish; an advanced process that eliminates the need for painting while providing a scratch resistant and chip-proof surface for painting when necessary to match the color of the vessel.

The 1900 Series is available with Deck, Wheel, Lever/Gear or Distant Electric Remote Controls. All models feature halo deflectors, parabolic glass mirror reflectors for maximum light output and ventilation covers for quick dissipation of heat to help prolong bulb life. Hinged front doors have quick release stainless steel latches to provide easy access for bulb replacement.

Bulbs are not included and must be ordered separately. PERKO offers a choice of the traditional incandescent or the brighter, more piercing quartz-halogen bulbs in a variety of voltages and wattages. For complete information on bulbs and candlepower output, see page 99.

"1900 Series" High Power Searchlight Features

FIGS. 1901 & 1902

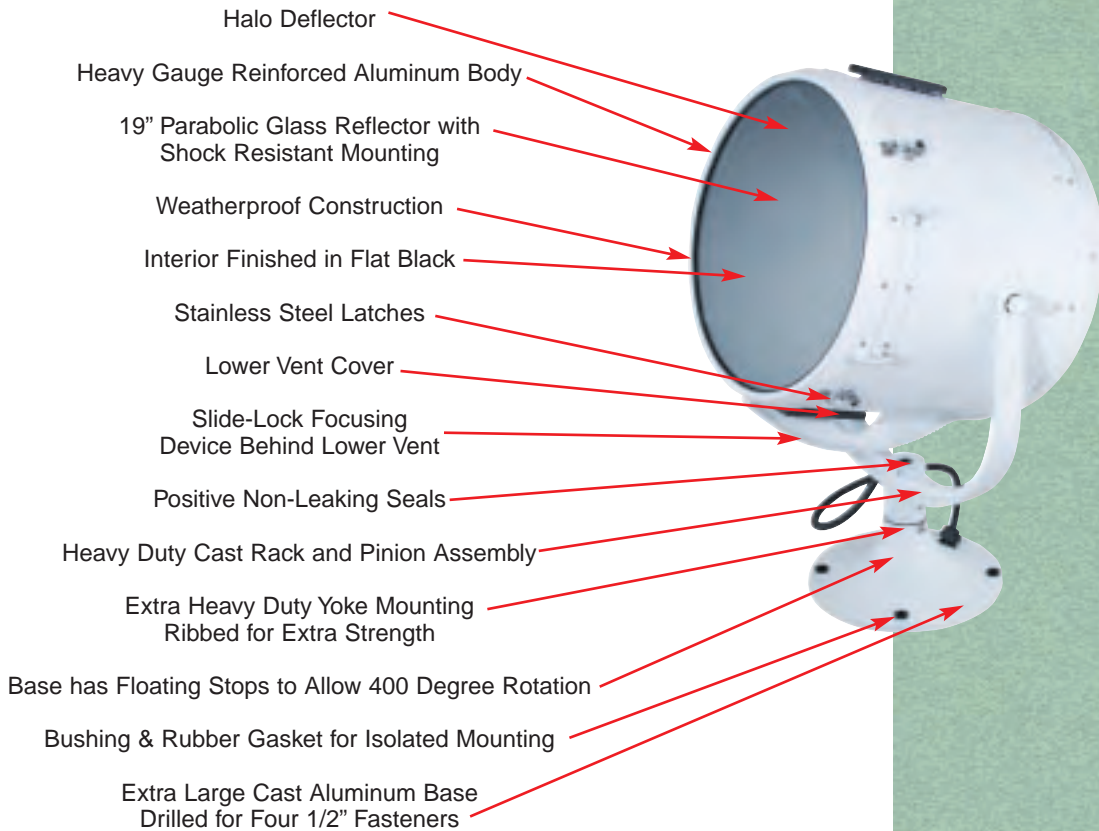


FIG. 1922

DECK CONTROL
Equipped with handles on the rear cover for positioning.

WHEEL CONTROL
Turn upper wheel for horizontal position. Turn Lower Wheel for vertical position.

CONTROL TYPES

DISTANT ELECTRIC CONTROL



FIG. 1925

LEVER/GEAR CONTROL
Aim handle for horizontal position. Twist handle for vertical position.



FIG. 1921

Solar-Ray® and XR Series Searchlights

19 INCH SOLAR-RAY® SEARCHLIGHT

CE

SEARCHLIGHT DIMENSIONS

| Nominal Drum Diameter Inches | Nominal Drum Weight Pounds | Nominal Control Weight Pounds |
|------------------------------|----------------------------|-------------------------------|
| 19 | 68 | 22 |




FIG. 1902 LIGHT SHOWN WITH FIG. 1921 LEVER/GEAR CONTROL



WATER-PROOF SEAL FOR GEAR MECHANISM



FIG. 1902DE4 LIGHT SHOWN WITH FIG. 1925 DISTANT ELECTRIC CONTROL



FIG. 1902 LIGHT SHOWN WITH FIG. 1922 WHEEL CONTROL

Distance Between Wheels, 2-1/2 Inches.



FIG. 1901 DECK CONTROL

Base Diameter, 13 Inches.

BULBS ARE NOT INCLUDED IN LIGHTS (SEE PAGE 99)

19 INCH SOLAR-RAY® SEARCHLIGHT HEAD AND CONTROL ASSEMBLIES

ALL ALUMINUM - WHITE PERKO•KOTE FINISH

ORDERING INFORMATION

| Description | Catalog No. |
|--|-------------|
| Deck Control Searchlight Head Assembly* | 1901004WHT |
| Wheel or Lever/Gear Control Searchlight Head Assembly (Requires Control Assembly Below) | 1902004WHT |
| Searchlight Head Assembly For Distant Electric Control Base | 1902DE4WHT |
| Wheel Control Assembly (For Above) | 1922000WHT |
| Lever/Gear Control Assembly (For Above) | 1921000WHT |
| Distant Electric Control Assembly (For Above) | 1925000WHT |

*Cannot Be Fitted With Controls.

Custom Control Lengths and Pedestal Heights Are Available. Price Upon Application. Specify Measurements.

BULBS ARE NOT INCLUDED IN LIGHTS (SEE BELOW)

BULB ORDERING INFORMATION FOR 19 INCH SEARCHLIGHTS

To give good results, the bulb and reflector must be perfectly compatible; therefore be sure to specify the catalog number of the bulb desired. Peak candlepower is exceedingly sensitive to many factors, (i.e., a light source out or focus by 1/32 inch, under-voltage of only 4%, or differences between bulb manufacturers which can cause a reduction of range of up to 20%, see below.

For a More Concentrated Beam, Longer Range, Brighter Light and a Longer Life, We Recommend the Quartz/Halogen Bulbs.

| Voltage | Approx. Range Miles* | Bulb Catalog Number | Bulb Type | Socket Type | Socket Code Letter | Wattage | Rated Life Hours** | Maximum Candlepower Output | Horizontal Beam Spread Degrees | Vertical Beam Spread Degrees | Mfg. Bulb Code |
|---------|----------------------|---------------------|----------------|-----------------|--------------------|---------|--------------------|----------------------------|--------------------------------|------------------------------|----------------|
| 32 | 1-2/3 | 0806 | Incandescent | Medium Screw | B | 500 | 50 | 3,520,000 | 3.5 | 3.7 | DLT |
| 120 | 1-3/8 | 0837 | Incandescent | Medium Prefocus | E | 750 | 200 | 2,076,000 | 3.6 | 4.2 | DDY |
| 120 | 1-5/8 | 0845 | Quartz/Halogen | Medium Prefocus | E | 750 | 200 | 2,871,000 | 3.6 | 5.4 | BTP |
| 120 | 1-5/8 | 0807 | Incandescent | Medium Prefocus | E | 500 | 25 | 3,191,000 | 3.5 | 4.0 | CZX |
| 120 | 1-2/3 | 0859 | Quartz/Halogen | Mogul Prefocus | M | 2000 | 250 | 3,633,000 | 9.4 | 5.9 | BVW |
| 120 | 1-2/3 | 0847 | Quartz/Halogen | Mogul Prefocus | M | 1000 | 200 | 3,659,000 | 4.5 | 5.4 | BVV |
| 120 | 1-3/4 | 0844 | Quartz/Halogen | Medium Prefocus | E | 500 | 500 | 3,861,000 | 3.0 | 5.4 | BTL |
| 120 | 1-3/4 | 0809 | Incandescent | Medium Prefocus | E | 750 | 25 | 4,569,000 | 3.6 | 4.5 | DDB |
| 120 | 1-7/8 | 0846 | Quartz/Halogen | Medium Prefocus | E | 1000 | 200 | 4,601,000 | 4.5 | 5.4 | BTR |
| 120 | 2 | 0848 | Quartz/Halogen | Mogul Prefocus | L | 1500 | 300 | 5,596,000 | 5.9 | 5.7 | DTA |
| 120 | 2 | 0810 | Incandescent | Medium Prefocus | E | 1000 | 25 | 5,622,000 | 3.6 | 4.2 | DRS |
| 120 | 2 | 0839 | Quartz/Halogen | 2-Pin Prefocus | K | 900 | 75 | 5,769,000 | 5.9 | 5.4 | BVA |
| 230 | 1-3/8 | 0860 | Quartz/Halogen | Medium Prefocus | E | 1000 | 950 | 2,162,000 | 7.9 | 6.5 | FKD |

*The approximate ranges listed above are based on photometric measurements of beam candlepower output under ideal conditions. Many factors such as atmospheric conditions, size and color of target, background, etc., may reduce effective range considerably; therefore, these figures are offered only as a guide to compare different bulb and voltage options.

PLEASE ORDER CAREFULLY, BULBS ARE NOT RETURNABLE.

****NOTE: These are the "Rated Average Laboratory Life in Hours" of the Bulb Manufacturer obtained in closely controlled laboratory life testing of groups of lamps at their design voltage. It is not necessarily the same as the service life where conditions such as shock, vibration, voltage fluctuation and environment may result in a shorter average attained life.**

ELECTRIC SOCKET AND SUPPORT STAND ASSEMBLIES FOR 19 INCH SEARCHLIGHTS

Solar-Ray® Searchlights include a socket and support stand based on the bulb or socket information given when ordering. The following chart makes it possible to order and stock different assemblies for field conversion, to meet a large variety of voltage and candlepower requirements with a minimum of inventory.

ORDERING INFORMATION

| Socket Type | Socket Code | Socket & Stand Catalog Number | Height Stand Inches |
|-----------------------------------|-------------|-------------------------------|---------------------|
| Medium Screw | B | 0872004 | 5-3/4 |
| Medium Prefocus | E | 0873004 | 5-7/16 |
| Mogul Prefocus (1500 Watt) | L | 1930004 | 3-5/8 |
| Mogul Prefocus (1000 & 2000 Watt) | M | 1931004 | 3-1/8 |
| 2-Pin Prefocus (900 Watt) | K | 0880004 | 7-5/16 |

SPARE PARTS FOR 1900 SERIES SOLAR-RAY® SEARCHLIGHTS

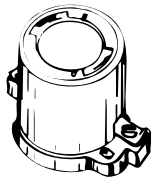
ORDERING INFORMATION

| Fig. No. | Front Glass Cat. No. | Front Door with Glass Cat. No. | Rear Cover Cat. No. | Reflector* Cat. No. | Pinion Gear Cat. No. |
|----------|----------------------|--------------------------------|---------------------|---------------------|----------------------|
| 1901 | 0889004CLR | 1936000WHT | 1932000WHT | 0890004 | ---- |
| 1902 | 0889004CLR | 1936000WHT | 1933000WHT | 0890004 | 0905 |

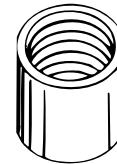
*Replacement Retaining Clips (Cat. No. 0911) for the Reflector Should Also Be Ordered When Ordering a Replacement Reflector to Assure a Proper Fit.

SPARE SOCKETS FOR 0800 SERIES AND 1900 SERIES SOLAR-RAY® SEARCHLIGHTS


ORDERING INFORMATION



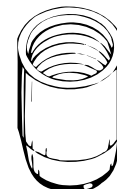
Mogul Prefocus Socket
(Codes "L & M")
Catalog No. 0893.



Medium Screw Socket
(Code "B")
Catalog No. 0894.




Medium Prefocus Socket
(Code "E")
Catalog No. 0895.



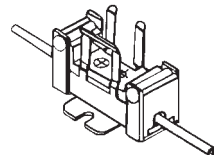
Mogul Screw Socket
(Code "D")
Catalog No. 0897.

OLD SOCKET



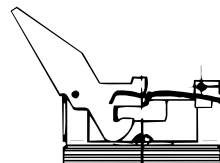
2-Pin Prefocus Socket
(Codes "F, G, H & I"*)
Catalog No. 0899.

NEW SOCKET



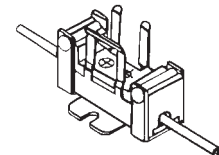
2-Pin Prefocus Socket
(Code "F, G, H & I"*)
Catalog No. 0899.

OLD SOCKET



2-Pin Prefocus Socket
(Code "K"***)
Catalog No. 0866.

NEW SOCKET



2-Pin Prefocus Socket
(Code "K"***)
Catalog No. 0866.

*For Use In 10", 12" and 14" Searchlights Except When Catalog No. 0839, 900 Watt Bulb is Used.

**For Use In 12", 14" and 19" Searchlights Only When the Catalog No. 0839, 900 Watt Bulb is Used.

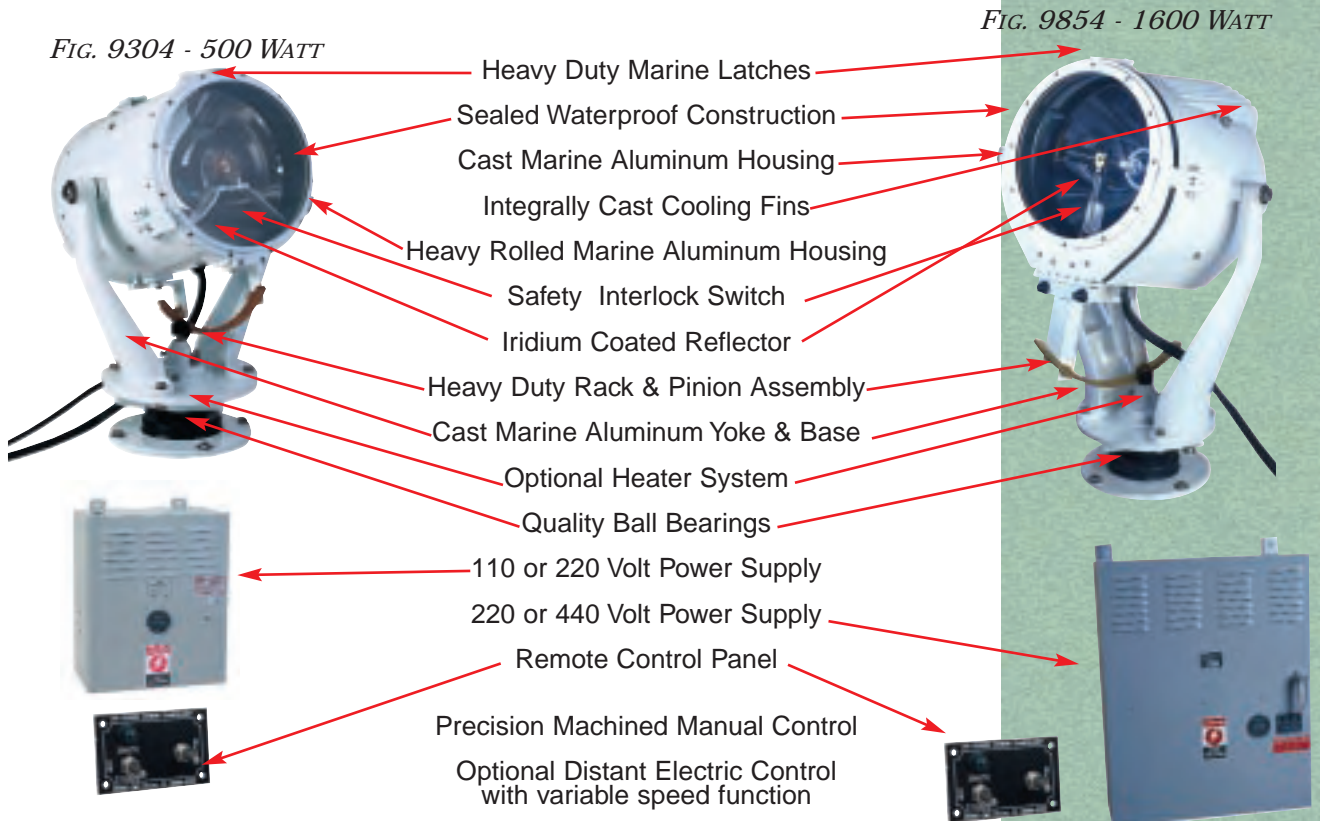
XR SERIES XENON SEARCHLIGHTS

15 INCH HOUSING - FIG. 9304 (500 WATT), 110 OR 220 VAC POWER SUPPLY
 19 INCH HOUSING - FIG. 9854 (1600 WATT), 220 OR 440 VAC POWER SUPPLY

XR Series Xenon Searchlights are designed and manufactured to meet the demanding needs of commercial marine applications. The short arc Xenon filled lamps produce an extremely bright and very white light which can be focused in the pilothouse into a narrow long range beam. The heavy duty head of the 1,600 watt light is a marine grade aluminum casting with integral cooling fins to assure cool operation at high output levels. The cast marine aluminum yoke & base are equally rugged. High quality Timkin bearings provide for smooth 380° rotation.

The XR Series model 9854 is available manually controlled with a traditional lever gear control system or remotely controlled with a distant electric control system. In addition, an optional heating capability is available to assure trouble free operation in areas of the world prone to icing conditions. The XR Series model 9854 searchlight can be operated continuously at 1,600 watts for maximum brightness providing in excess of 100,000,000 candlepower and up to 5.5 mile (IES Handbook) range. The XR Series model 9304 searchlight can be operated continuously at 500 watts for a maximum brightness of 35,000,000 candlepower and over 3 1/2 mile (IES Handbook) range. An iridium coated precision reflector provides for maximum light output and sharp focus. The remote control panel controls lamp ignition (start-up) and focus from the pilot house. Superior cooling is provided by a heavy duty cooling fan which blows air across the lamp inside the sealed housing.


Both XR Series Searchlights include a single Xenon lamp. Perko offers a choice of several replacement lamps (800, 1,000 & 1,600 watt) which will operate in the 9854 series searchlight when the proper amperage settings have been chosen. For the 9304 series, a 500 watt Xenon lamp is the only available option.



FIGS. 9304 & 9854 CONTROL TYPES

LEVER GEAR

Aim handle for horizontal position. Twist handle for vertical position.



REMOTE ELECTRIC

Joystick type controller with variable speed function for both horizontal & vertical positioning



Solar-Ray® and XR Series Searchlights



XR SERIES 15" XENON SEARCHLIGHT

FIG. 9304 (500 WATT) WITH 120 OR 220 VAC POWER SUPPLY

SEARCHLIGHT DIMENSIONS

Nominal Drum
Diameter
Inches
13-3/4

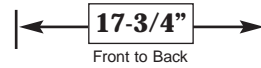
Nominal Searchlight
Assembly Weight
Pounds
71



REMOTE DISTANT
ELECTRIC CONTROL
BASE



9551001
REMOTE CONTROL PANEL



LEVER/GEAR
CONTROL



FIG. 9511
500 WATT POWER SUPPLY



HEAD, YOKE AND
BASE ASSEMBLY

9510010
CONTROL PANEL



**Gross Shipping Weight
Including Crate**

| | |
|--------------------|--------------------------|
| Searchlight | Pounds 130 Lbs |
| Power Supply | 100 Lbs |
| Control Rod & Tube | 19 Lbs |

Base Diameter, 12 Inches.

COMPLETE

9304 XR SERIES SEARCHLIGHTS

ORDERING INFORMATION With Distant Electric Control Base

| Lamp Type & Lamp Size | Voltage | Catalog No. Without Heaters | Catalog No. With Heaters |
|-----------------------|---------|-----------------------------|--------------------------|
| 500 Watt Xenon | 120 VAC | 9304E01WH5 | 9304EH1WH5 |
| 500 Watt Xenon | 220 VAC | 9304E02WH5* | 9304EH2WH5* |

ORDERING INFORMATION With Lever/Gear Controls

| Lamp Type & Lamp Size | Voltage | Catalog No. Without Heaters | Catalog No. With Heaters |
|-----------------------|---------|-----------------------------|--------------------------|
| 500 Watt Xenon | 120 VAC | 9304L01WH5 | 9304LH1WH5 |
| 500 Watt Xenon | 220 VAC | 9304L02WH5* | 9304LH2WH5* |

NOTE: Lamps are included with complete Searchlights.

* 500 Watt 220 Power Supply Ships 60hz unless 50hz is requested.

XR SERIES 19" XENON SEARCHLIGHT

FIG. 9854 (1600 WATT) WITH 220 & 440 (3Ø) VAC POWER SUPPLY

SEARCHLIGHT DIMENSIONS

Nominal Drum Diameter Inches: 19

Nominal Searchlight Assembly Weight Pounds: 145

LAMP: XENON

REMOTE DISTANT ELECTRIC CONTROL BASE

9551001 REMOTE CONTROL PANEL

FIG. 9512 POWER SUPPLY

9510010 CONTROL PANEL

LEVER/GEAR CONTROL

HEAD, YOKE AND BASE ASSEMBLY

Fig. 9521000 OPTICAL ASSY.

Gross Shipping Weight

| | | |
|--------------------|--------|---------|
| Searchlight | Pounds | 266 Lbs |
| Power Supply | | 246 Lbs |
| Control Rod & Tube | | 16 Lbs |

Base Diameter, 12 Inches.

COMPLETE 9854 XR SERIES SEARCHLIGHTS

Solar-Ray® and XR Series Searchlights

| ORDERING INFORMATION With Distant Electric Control Base | | | |
|--|---------|-----------------------------|--------------------------|
| Lamp Type & Lamp Size | Voltage | Catalog No. Without Heaters | Catalog No. With Heaters |
| 800 Watt Xenon | 220 VAC | 9854E02WH8 | 9854EH2WH8 |
| 1000 Watt Xenon | 220 VAC | 9854E02WH0 | 9854EH2WH0 |
| 1600 Watt Xenon | 220 VAC | 9854E02WH6 | 9854EH2WH6 |
| 800 Watt Xenon | 440 VAC | 9854E04WH8 | 9854EH4WH8 |
| 1000 Watt Xenon | 440 VAC | 9854E04WH0 | 9854EH4WH0 |
| 1600 Watt Xenon | 440 VAC | 9854E04WH6 | 9854EH4WH6 |

| ORDERING INFORMATION With Manual Lever Control | | | |
|---|---------|-----------------------------|--------------------------|
| Lamp Type & Lamp Size | Voltage | Catalog No. Without Heaters | Catalog No. With Heaters |
| 800 Watt Xenon | 220 VAC | 9854L02WH8 | 9854LH2WH8 |
| 1000 Watt Xenon | 220 VAC | 9854L02WH0 | 9854LH2WH0 |
| 1600 Watt Xenon | 220 VAC | 9854L02WH6 | 9854LH2WH6 |
| 800 Watt Xenon | 440 VAC | 9854L04WH8 | 9854LH4WH8 |
| 1000 Watt Xenon | 440 VAC | 9854L04WH0 | 9854LH4WH0 |
| 1600 Watt Xenon | 440 VAC | 9854L04WH6 | 9854LH4WH6 |

NOTE: Lamps are included with complete Searchlights.

XR SERIES XENON SEARCHLIGHTS SPARE COMPONENTS

MAJOR COMPONENT ORDERING INFORMATION

Components used in the XR Series searchlights are available as spare parts. Detailed ordering information can be found in the operator's maintenance manual for each light. In addition, power supplies can be easily exchanged for factory-rebuilt models offering a low cost means of upgrading or repairing an older unit in the field.

A unique design feature of the 1600-watt light is the ease with which the optical assembly can be changed by removing a few bolts and easily accessible wires. With this feature, complete optical assemblies (both new and factory refurbished) are available to easily upgrade or refurbish an old unit in the field.

Replacement control components, manuals and tools to make adjustments and lamp changing easier are shown below.

SEARCHLIGHT HEAD AND OPTICAL COMPONENTS

| Cat. Number | Description |
|-------------|---|
| 9504000 | Complete 15" Searchlight Head with Optical Assembly |
| 9508000 | 15" Searchlight Yoke & Base Assy Only |
| 9501000 | Complete 19" Searchlight Head with Optical Assembly |
| 9506000 | 19" Searchlight Yoke & Base Assy Only |
| 9521000 | Removable 1,600 Watt Optical Assembly. |

POWER SUPPLY COMPONENTS

| Cat. Number | Description |
|-------------|---------------------------------------|
| 9511000110 | 500 Watt-110 Volt Power Supply |
| 9511000220 | 500 Watt-220 Volt Power Supply |
| 9510000220 | 1,000 Watt-220 Volt (3Ø) Power Supply |
| 9510000440 | 1,000 Watt-440 Volt (3Ø) Power Supply |
| 9512000 | 1,600 Watt-220 Volt (3Ø) Power Supply |
| 9514000 | 1,600 Watt-440 Volt (3Ø) Power Supply |

METERS, GAUGES & CONTROL COMPONENTS

| Cat. Number | Description |
|-------------|--|
| 9530000 | Std. Length Lever Gear Mechanical Controls for Fig. 9854 |
| 9551000 | Remote Distant Electric Controls for Fig. 9854 |
| 9551001 | Additional Slave Controller for Distant Electric Control |
| 9510009 | Remote Ammeter |
| 9510003 | Hour Meter |
| 9510010 | Control Panel Assembly |
| 9551001 | Distant Electric Base Control Panel |
| 9551001 | Slave Controller |

ADDITIONAL COMPONENTS

| Cat. Number | Description |
|-------------|------------------------|
| 9510001 | Accessory Transformer |
| 9510013 | Main Power Transformer |
| 9521009 | Excitation Transformer |
| 9521017 | Injection Transformer |
| 9510011 | Power Supply Fan |
| 9521008 | Optical Assembly Fan |
| 9521003 | Spark Gap Assembly |
| 9510005 | Ignite Toggle Switch |
| 9510006 | Beam Focus Switch |

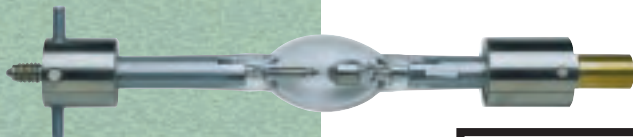
SEARCHLIGHT TOOLS

| Cat. Number | Description |
|-------------|---|
| 9582001 | 9/64" Hex (Lamp Changing) Tool |
| 9582002 | 500 Watt and 1KW Lamp Extractor Tool |
| 9582003 | 1/4" x 10" Reflector Adjusting Wrench |
| 9582005 | Spare Emulator Kit for Fig. 9854 (See Manual Fig. 9581-001 for item list) |

MANUALS

| Cat. Number | Description |
|-------------|--|
| 9581001 | Installation Manual - For Fig. 9854 Complete Searchlights |
| 9581002 | Installation Manual - For Fig. 9551 Remote Distant Electric Control Unit |
| 9581003 | Installation Manual - For Figs. 9501 & 9521 Head and Optical Assemblies |
| 9581004 | Installation Manual - For Fig. 9304 Complete Searchlights |

Solar-Ray® and XR Series Searchlights



XR SERIES XENON LAMPS

ORDERING INFORMATION

AMPERAGE RATINGS

WARNING!!
Xenon lamps are filled with Xenon Gas under high pressure. **They may explode** in either hot or cold state, especially if dropped or mishandled. **ALWAYS wear protective safety equipment** (a protective face mask with neck guard, chest protector, heavy clothing and leather gloves) **when handling a lamp.**

| Xenon Lamp Size | Catalog Number | Current Range | Recommended Operation | Candle Power | Range Miles |
|-----------------|----------------|---------------|-----------------------|--------------|-------------|
| 300 Watt* | 9563000 | 12A - 16A | 15A @ 20V | 20,000,000 | 3.1 |
| 500 Watt* | 9565000 | 20A - 30A | 30A @ 15V | 35,000,000 | 3.8 |
| 800 Watt | 9568000 | 30A - 45A | 37A @ 19V | 65,000,000 | 4.5 |
| 1000 Watt | 9560000 | 30A - 55A | 50A @ 20V | 80,000,000 | 5.1 |
| 1600 Watt | 9566000 | 50A - 70A | 65A @ 24V | 100,000,000 | 5.5 |

* 300W and 500W lamps shown as replacements on earlier VARO 300W and 500W model Searchlights only - Not used on 9854 Series Searchlights.

LAMP WARRANTIES REQUIRE COMPLETION OF WARRANTY REGISTRATION FORMS SHORTLY AFTER PURCHASE AND INSTALLATION

NOTE: PERKO offers a limited warranty on both the shelf and operating life of the XR Series Xenon lamps. Please see the XR Series "Limited Eighteen (18) Month Warranty" for all explicit terms and conditions of this warranty. All XR Series Xenon lamps are supplied with an adapter sized to fit XR Series Searchlights. Adapters for other searchlights can be manufactured upon request. Contact customer service for details.

| | |
|---|--|
| PERKO Purchase Notification Purchase Price _____ Date Completed _____ Date of Purchase _____ Authorized Dealer _____ Motor Vessel Name _____ PERKO Inc. Miami, FL. 33169 | PERKO Warranty Registration Purchase Price _____ Meter Reading _____ Date of Installation _____ Authorized Dealer _____ Motor Vessel Name _____ PERKO Inc. Miami, FL. 33169 |
|---|--|

FIG. 0217 - BULKHEAD LIGHT FIXTURE

CONSTRUCTION:

- ★ CHROME PLATED ZINC ALLOY
- ★ MEDIUM SCREW SOCKET
- ★ TURN SWITCH
- ★ BULB NOT INCLUDED

FOR SYSTEMS UP TO 50 VOLTS



ORDERING INFORMATION

| Dimensions Base Inches | Projection Less Lamp Inches | Dealer Pkg. - 5 Cards 1 Pc. per Card | Screw Size | Ship Wt. Carton Lbs. Dealer Pkg. |
|------------------------------|-----------------------------------|---|---------------|--|
| 2-1/2 x 1-3/4 | 2-5/8 | 0217DP0CHR | 6 R.H. | 3.0 |

SPARE PARTS ORDERING INFORMATION

Bulb Socket Assembly with Switch and Knob: 0223.
Refer to Page 113 for Bulb Selection.



FIG. 0217



FIG. 1303 - BULKHEAD LIGHT FIXTURE

CONSTRUCTION OPTIONS:

- ★ BLACK MOLDED PLASTIC
- ★ WHITE MOLDED PLASTIC
- ★ BULB NOT INCLUDED

FOR SYSTEMS UP TO 50 VOLTS

SIZE NO. 1 HAS DOUBLE CONTACT BAYONET SOCKET
WILL ACCOMMODATE A BULB UP TO 24 WATTS

SIZE NO. 2 HAS MEDIUM SCREW SOCKET
WILL ACCOMMODATE A BULB UP TO 40 WATTS



FIG. 1303 BLACK



FIG. 1303 WHITE



ORDERING INFORMATION

| Dimensions Wall Plate Inches | Normal Projection Inches | Length Shade Inches | Black Std. Pkg. - 1 Pc. OEM Pkg. - 50 Pcs. | White Std. Pkg. - 1 Pc. OEM Pkg. - 50 Pcs. | Screw Size | Ship Wt. Carton Lbs. Std. Pkg/OEM Bulk |
|------------------------------------|--------------------------------|---------------------------|--|--|---------------|--|
| 4-1/2 x 3-1/4 | 4-3/8 | 3 | 1303001BLK | 1303001WHT | 8 | 0.4/15.0 |
| 4-1/2 x 3-1/4 | 5 | 4-1/2 | 1303002BLK | 1303002WHT | 8 | 0.5/18.7 |

SPARE PARTS ORDERING INFORMATION

Switch: 0701DP.
Refer to Page 113 for Bulb Selection.

DOME LIGHTS

CE



FIG. 0300



FIG. 1253

FIG. 0300 - SURFACE MOUNT DOME LIGHT
 FIG. 1253 - EXTERIOR SURFACE MOUNT DOME LIGHT

CONSTRUCTION:

- FIG. 0300 - CHROME PLATED ZINC ALLOY
- FIG. 1253 - IVORY PERKO•KOTE ZINC ALLOY
- ★ DOUBLE CONTACT BAYONET SOCKET
- ★ BLACK VINYL MOUNTING GASKET
- ★ PUSH SWITCH WITH WATER RESISTANT BOOT
- ★ 12 VOLT BULBS INCLUDED



ORDERING INFORMATION

| O.D. Globe Inches | O.D. Base Inches | Depth Overall Inches | Wattage of Bulb Supplied | Maximum Wattage | Dealer Pkg. - 5 Cards 1 Pc. per Card | OEM Bulk Pkg. 10 Pcs. | Screw Size | Ship Wt. Carton Lbs. DP/OEM Bulk |
|-------------------|------------------|----------------------|--------------------------|-----------------|---|--------------------------|------------|-------------------------------------|
| 3 | 3-3/4 | 1-1/2 | 7 | 11 | 0300DP0CHR | 0300000CHR* | 10 R.H. | 3.1/10.5 |
| 4 | 5 | 1-7/8 | 11 | 17 | 0300DP1CHR | 0300001CHR | 10 R.H. | 4.8/8.3 |
| 5 | 6 | 2 | 17 | 17 | 0300DP2CHR | 0300002CHR | 12 R.H. | 6.7/11.4 |
| 4 | 5 | 1-7/8 | 11 | 17 | 1253DP1WHT | 1253001WHT | 10 R.H. | 4.8/8.4 |
| 5 | 6 | 2 | 17 | 17 | 1253DP2WHT | 1253002WHT | 12 R.H. | 6.6/11.6 |

*OEM Bulk Pkg., 20 Pcs.

SPARE PARTS ORDERING INFORMATION

- Bulbs (2 per card) for 3 Inch Light: 0337011DP
- Bulbs (2 per card) for 4 Inch Light: 0337012DP
- Bulbs (2 per card) for 5 Inch Light: 0337013DP
- Switch: 0701DP
- Socket: 0024DP1
- Globe: 0257DP, Specify Size.

NOTE: TO USE FIGS 0300 & 1253 IN A 24 VOLT SYSTEM, ORDER REPLACEMENT BULB (1 PER CARD): 0337014DP.

CE



FIG. 1263

FIG. 1263 - EXTERIOR SURFACE MOUNT DOME LIGHT WITH RED & WHITE BULBS

CONSTRUCTION:

- ★ IVORY PERKO•KOTE ZINC ALLOY
- ★ THREE POSITION TOGGLE SWITCH
- ★ 12 VOLT BULBS INCLUDED



ORDERING INFORMATION

| O.D. Globe Inches | O.D. Base Inches | Depth Overall Inches | Wattage of Bulbs Supplied | Maximum Wattage | Dealer Pkg. 5 Cards 1 Pc. per Card | OEM Bulk Pkg. 10 Pcs. | Screw Size | Ship Wt. Carton Lbs. DP/OEM Bulk |
|-------------------|------------------|----------------------|---------------------------|-----------------|---------------------------------------|--------------------------|------------|-------------------------------------|
| 4 | 5 | 1-7/8 | 11/17 | 11/17 | 1263DP1WHT | 1263001WHT | 10 R.H. | 4.8/8.4 |

SPARE PARTS ORDERING INFORMATION

- Clear Bulbs (2 per card): 0337012DP
- Red Bulb (2 per card): 0337R12DP
- Socket: 0024DP1
- Three Position Toggle Switch: 1263DP099A
- Globe: 0257DP4

SURFACE MOUNT DOME LIGHTS

FIG. 1258 - ROUND SURFACE MOUNT DOME LIGHT
 FIG. 1260 - SQUARE SURFACE MOUNT DOME LIGHT

CONSTRUCTION:

- ★ CHROME PLATED ZINC ALLOY
- ★ WHITE TRANSLUCENT PLASTIC GLOBE
- PUSH SWITCH WITH WATER RESISTANT BOOT
- ★ 12 VOLT, 10 WATT BULB INCLUDED



Fig. 1258



Fig. 1260



ORDERING INFORMATION

| O.D. Base Inches | Depth Overall Inches | Maximum Wattage | Dealer Pkg. - 5 Cards 1 Pc. per Card | OEM Bulk Pkg. 10 Pcs. | Screw Size | Ship Wt. Carton Lbs. DP/OEM Bulk |
|------------------------|----------------------|-----------------|---|--------------------------|------------|----------------------------------|
| 3-3/4 | 1-1/4 | 10 | 1258DP2CHR | 1258002CHR | 8 R.H. | 3.0/5.1 |
| Dimensions Base Inches | Depth Overall Inches | Maximum Wattage | Dealer Pkg. - 5 Cards 1 Pc. per Card | OEM Bulk Pkg. 10 Pcs. | Screw Size | Ship Wt. Carton Lbs. DP/OEM Bulk |
| 3-5/8 x 4-1/4 | 1-1/4 | 10 | 1260DP2CHR | 1260002CHR | 8 R.H. | 3.6/6.2 |

SPARE PARTS ORDERING INFORMATION

Bulbs (2 per card): 0070DP0CLR. Switch: 0701DP.
 Globe Fig. No. 1258: 0244002WHT. Globe Fig. No. 1260: 0245002WHT.

NOTE: To Use These Lights in a 24 Volt System, Order Replacement Bulbs (2 per card): 0067DP1CLR.



FIG. 0555 - SURFACE MOUNT DOME LIGHT

CONSTRUCTION:

- ★ CHROME PLATED BRONZE
- ★ FOR SYSTEMS UP TO 50 VOLTS
- ★ TWIN DOUBLE CONTACT BAYONET SOCKETS
- ★ TOGGLE SWITCH. BULBS NOT INCLUDED
- ★ WILL ACCOMMODATE BULBS UP TO 20 WATTS EACH

ORDERING INFORMATION

| O.D. Globe Inches | O.D. Base Inches | Depth Inches | Standard Pkg. - 1 Pc. | Screw Size | Ship Wt. Carton Lbs. Standard Pkg. |
|-------------------|------------------|--------------|-----------------------|------------|------------------------------------|
| 6 | 7-7/8 | 3-1/8 | 0555000CHR | 8 | 4.2 |

SPARE PARTS ORDERING INFORMATION

Switch: 0514DP. Globe: 0257DP6. Socket: 0276000.
 Refer to Page 113 for Bulb Selection.



Fig. 0555



FIG. 0753 - SURFACE MOUNT DOME LIGHT

CONSTRUCTION:

- ★ CHROME PLATED WROUGHT BRASS
- ★ MEDIUM SCREW SOCKET, TOGGLE SWITCH
- ★ BULBS NOT INCLUDED.
- ★ FOR SYSTEMS UP TO 50 VOLTS.
- SIZE No. 1 HAS ONE SOCKET AND SWITCH.
WILL ACCOMMODATE ONE BULB UP TO 50 WATTS
- SIZE No. 2 HAS TWO SOCKETS AND SWITCHES
WILL ACCOMMODATE TWO BULBS UP TO 25 WATTS EACH

ORDERING INFORMATION

| O.D. Glass Inches | O.D. Base Inches | Depth Inches | Standard Pkg. - 1 Pc. | Screw Size | Ship Wt. Carton Lbs. Standard Pkg. |
|-------------------|------------------|--------------|-----------------------|------------|------------------------------------|
| 8 | 9-1/2 | 4 | 0753001CHR | 10 R.H. | 2.9 |
| 8 | 9-1/2 | 4 | 0753002CHR | 10 R.H. | 3.0 |

SPARE PARTS ORDERING INFORMATION

Switch, Cat. No. 0514 DP. Socket: 1323.

Flat Lens For Newer 0753 Style (4" Depth): 0132FLTFRD.
 Curved Lens For Older 0753 Style (3" Depth): 0132CVDFRD.
 Refer to Page 113 for Bulb Selection.



Fig. 0753



Lighting Fixtures, Bulbs, Electrical and Battery Switches

UTILITY LIGHTS

Lighting Fixtures, Bulbs, Electrical and Battery Switches



FIG. 1156

FIG. 1156 - L.E.D. CEILING MOUNT UTILITY LIGHT

CONSTRUCTION OPTIONS:

- ★ CHROME PLATED BRASS & WHITE PLASTIC OR WHITE PERKO•KOTE BRASS
- ★ 12 VOLT L.E.D.
- ★ INSTALLS IN A 2-1/8" DIAMETER HOLE
- ★ USES LESS THAN HALF THE ENERGY DRAW OF STANDARD LIGHTS



ORDERING INFORMATION

| Finish | O.D. | | Dealer Pkg. | OEM Bulk | Screw Size | Ship Wt. |
|--------|----------------|--------------|---------------------------|--------------------|------------|---------------------------------|
| | Overall Inches | Depth Inches | 5 Cards 1 Pc. per Card | Package 10 Pcs. | | Carton Lbs. DP/OEM Bulk Pkg. |
| Chrome | 3 | 1 | 1156DP112V | 115600112V | 8 | 1.4/5.1 |
| White | 3 | 1 | 1156DP1WHT | 1156001WHT | 8 | 1.5/4.1 |



FIG. 0145

FIG. 0145 - L.E.D. SURFACE MOUNT UTILITY LIGHT

CONSTRUCTION OPTIONS:

- ★ MOLDED WHITE PLASTIC
- ★ DIFFUSED LIGHT COVER
- ★ 12 VOLT L.E.D.



ORDERING INFORMATION

| Dimensions Inches | Dealer Pkg. 10 Cards 1 Pc. per Card | OEM Bulk Pkg. 100 Pcs. | Screw Size | Ship Wt. Carton Lbs. DP/OEM Bulk Pkg. |
|----------------------|---|------------------------------|---------------|---|
| 1-7/8 x 9/16 | 0145DP0NYN | 0145000NYN | 6 | 0.4/1.9 |



FIG. 0137

FIGS. 0137/0140 - SURFACE MOUNT UTILITY LIGHTS

CONSTRUCTION OPTIONS:

FIG. 0137 - MOLDED BLACK PLASTIC
★ SHIELDED LIGHT COVER

FIG. 0140 - MOLDED WHITE PLASTIC
★ DIFFUSED LIGHT COVER

12 VOLT, 1 WATT BULB INCLUDED



ORDERING INFORMATION

| Dimensions Inches | Dealer Pkg. 10 Cards 1 Pc. per Card | OEM Bulk Pkg. 100 Pcs. | Screw Size | Ship Wt. Carton Lbs. DP/OEM Bulk Pkg. |
|----------------------|---|------------------------------|---------------|---|
| 1-7/8 x 9/16 | 0137DP0BLK | 0137000BLK | 6 | 0.5/2.2 |
| 1-7/8 x 9/16 | 0140DP0NYN | 0140000NYN | 6 | 0.4/1.9 |



FIG. 1149 - CLEAR BACK UTILITY LIGHT

CONSTRUCTION:

- ★ CHROME PLATED BRASS
- ★ CLEAR PLASTIC BACK
- ★ 12 VOLT BULB INCLUDED,
24 OR 32 VOLT WITH BULB CHANGE
- ★ INSTALLS IN A 2-1/8" DIAMETER HOLE

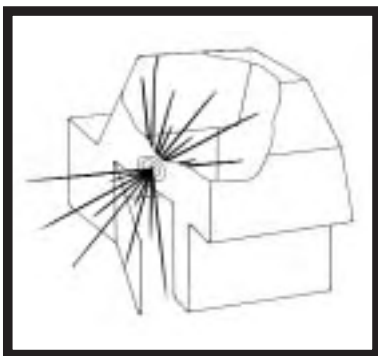


Diagram of center console mount

The clear back allows light to shine both inside and outside of the mounting location. Ideal for mounting on center consoles, storage lockers, cabinets and electronics boxes.



FIG. 1149



ORDERING INFORMATION

| O.D. Overall Inches | Depth Inches | Voltage | Dealer Pkg. 5 Cards 1 Pc. per Card | OEM Bulk Package 25 Pcs. | Screw Size | Ship Wt. Carton Lbs. DP/OEM Bulk Pkg. |
|---------------------|--------------|---------|------------------------------------|--------------------------|------------|---------------------------------------|
| 3 | 1 | 12 | 1149DP112V | 114900112V | 8 | 1.4/5.1 |

SPARE PARTS ORDERING INFORMATION

12 Volt Bulbs (2 Per Card): 0070DP0CLR. Socket Assembly: 114900099B.
 24 Volt Bulbs (2 Per Card): 0067DP1CLR. Lens with Gasket: 1146DP099A.
 32 Volt Bulbs (2 Per Card): 0070DP2CLR. Mounting Flange: 094600099C

FIG. 1146 - "REDUCED GLARE" DESIGN COCKPIT LIGHT

CONSTRUCTION OPTIONS:

- ★ CHROME PLATED BRASS WITH BLACK PLASTIC BASE
- ★ WHITE PLASTIC WITH BLACK PLASTIC BASE
- ★ 12, 24 OR 32 VOLT BULB INCLUDED
- ★ DESIGNED TO DIRECT 80% OF THE LIGHT DOWNWARD, THUS REDUCING COCKPIT GLARE
- ★ INSTALLS IN A 2-1/8" DIAMETER HOLE



ORDERING INFORMATION

| Finish | O.D. Overall Inches | Depth Inches | Voltage | Dealer Pkg. 5 Cards 1 Pc. per Card | OEM Bulk Package 25 Pcs. | Screw Size | Ship Wt. Carton Lbs. DP/OEM Bulk Pkg. |
|--------|---------------------|--------------|---------|------------------------------------|--------------------------|------------|---------------------------------------|
| Chrome | 3 | 1 | 12 | 1146DP112V | 114600112V | 8 | 1.4/5.1 |
| Chrome | 3 | 1 | 24 | 1146DP224V | 114600224V | 8 | 1.4/5.1 |
| Chrome | 3 | 1 | 32 | 1146DP332V | 114600332V | 8 | 1.4/5.1 |
| White | 3 | 1 | 12 | 1146DP1WHT | 1146001WHT | 8 | 1.5/4.1 |
| White | 3 | 1 | 24 | 1146DP2WHT | 1146002WHT | 8 | 1.5/4.1 |
| White | 3 | 1 | 32 | 1146DP3WHT | 1146003WHT | 8 | 1.5/4.1 |

SPARE PARTS ORDERING INFORMATION

12 Volt Bulbs (2 Per Card): 0070DP0CLR. Socket Assembly: 114600099B.
 24 Volt Bulbs (2 Per Card): 0067DP1CLR. Lens with Gasket: 1146DP099A.
 32 Volt Bulbs (2 Per Card): 0070DP2CLR. Mounting Flange: 094600099C



FIG. 1146
CHROME



FIG. 1146
WHITE PLASTIC



Lighting Fixtures, Bulbs, Electrical and Battery Switches

INCANDESCENT AND L.E.D. FLUSH UTILITY LIGHTS

CE 1044 & 1064



FIGS. 1044 OR 1074
WHITE



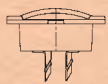
FIGS. 1064 OR 1084
WHITE



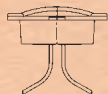
FIGS. 1044 OR 1074
BLACK



FIGS. 1064 OR 1084
BLACK



Spade Connectors (#1 Style)



Pig Tail Leads (#2 Style)

- FIG. 1044 - INCANDESCENT LIGHT WITH SNAP ON FRONT COVER
- FIG. 1064 - INCANDESCENT LIGHT WITH 4 MOUNTING HOLES
- FIG. 1074 - L.E.D. UTILITY LIGHT WITH SNAP ON FRONT COVER
- FIG. 1084 - L.E.D. UTILITY LIGHT WITH 4 MOUNTING HOLES

CONSTRUCTION OPTIONS:

- ★ BLACK OR WHITE MOLDED PLASTIC
- ★ HOLES FOR VISIBLE FASTENERS ALLOW EASY INSTALLATION OR SNAP-ON FRONT COVER CONCEALS MOUNTING SCREWS
- ★ INSTALLS IN A 1-3/4" DIAMETER HOLE
- ★ DIFFUSION LENS
- ★ FLUSH MOUNTING

FIGS. 1044/1064 - 12 VOLT, 3 WATT INCANDESCENT BULB

NO. 1 SUPPLIED WITH 1/4" SPADE CONNECTORS

NO. 2 SUPPLIED WITH 7" PIG TAIL WIRE LEADS

FIGS. 1074/1084 - 12 VOLT L.E.D.

USES LESS THAN HALF THE ENERGY DRAW OF STANDARD LIGHTS

SUPPLIED WITH 7" PIG TAIL WIRE LEADS



STANDARD
INCANDESCENT BULB
VERSION



L.E.D.
Version

INCANDESCENT VERSION ORDERING INFORMATION



| Color | Connection | Screws | Dealer Pkg. 10 Cards 1 Pc. per Card | OEM Bulk Pkg. 100 Pcs. | Ship Wt. Carton Lbs. DP/OEM Bulk Pkg. |
|-------|------------|-----------|---|------------------------------|---|
| Black | Spade | Concealed | 1044 DP1 BLK | 1044 001 BLK | 1.1/6.0 |
| Black | Pig Tail | Concealed | 1044 DP2 BLK | 1044 002 BLK | 1.2/7.0 |
| White | Spade | Concealed | 1044 DP1 WHT | 1044 001 WHT | 1.1/6.0 |
| White | Pig Tail | Concealed | 1044 DP2 WHT | 1044 002 WHT | 1.2/7.0 |
| Black | Spade | Visible | 1064 DP1 BLK | 1064 001 BLK | 1.1/6.0 |
| Black | Pig Tail | Visible | 1064 DP2 BLK | 1064 002 BLK | 1.2/7.0 |
| White | Spade | Visible | 1064 DP1 WHT | 1064 001 WHT | 1.1/6.0 |
| White | Pig Tail | Visible | 1064 DP2 WHT | 1064 002 WHT | 1.2/7.0 |

SPARE PARTS ORDERING INFORMATION

Bulbs: 1044DP099A. (2 Per Card)



VERSION ORDERING INFORMATION



| Color | Connection | Screws | Dealer Pkg. 10 Cards 1 Pc. per Card | OEM Bulk Pkg. 100 Pcs. | Ship Wt. Carton Lbs. DP/OEM Bulk Pkg. |
|-------|------------|-----------|---|------------------------------|---|
| Black | Pig Tail | Concealed | 1074 DP2 BLK | 1074 002 BLK | 1.2/7.0 |
| White | Pig Tail | Concealed | 1074 DP2 WHT | 1074 002 WHT | 1.2/7.0 |
| Black | Pig Tail | Visible | 1084 DP2 BLK | 1084 002 BLK | 1.2/7.0 |
| White | Pig Tail | Visible | 1084 DP2 WHT | 1084 002 WHT | 1.2/7.0 |

Screw Size, No. 6.

Dimensions: 2-1/4" x 2-1/4"

Depth: 15/16"

UTILITY LIGHT, SURFACE MOUNT LIGHT & VAPOR PROOF FIXTURES

FIG. 1254 - ADJUSTABLE UTILITY LIGHT

CONSTRUCTION:

- ★ CHROME PLATED ZINC ALLOY
- ★ SHIELD SWIVELS TO CHANGE POSITION
- ★ 12 VOLT, 7 WATT BULB INCLUDED



ORDERING INFORMATION

| O.D. Overall Inches | Length Neck Inches | O.D. Neck Inches | Dealer Pkg. 5 Cards 1 Pc. per Card | Screw Size | Ship Wt. Carton Lbs. Dealer Pkg. |
|---------------------|--------------------|------------------|---------------------------------------|------------|-------------------------------------|
| 2-5/8 | 3/4 | 7/8 | 1254DP0CHR | 6 | 2.8 |

SPARE PARTS ORDERING INFORMATION

Bulbs (2 per card): 0337011DP.
Socket, Cat. No. 0024DP1.



FIG. 1254



FIG. 0318 - SURFACE MOUNT LIGHT

CONSTRUCTION:

- ★ WHITE TRANSLUCENT PLASTIC COVER
- ★ WHITE PERKO•KOTE CAST ZINC ALLOY BASE WITH INTEGRAL JUNCTION BOX
- ★ DUAL VOLTAGE, FOR 12 AND 120 VOLTS
- ★ DOUBLE CONTACT BAYONET SOCKETS
- ★ COMPLETE WITH TWO 12 VOLT, 11 WATT AND TWO 120 VOLT, 15 WATT BULBS



ORDERING INFORMATION

| Length Inches | Width Inches | Depth Inches | Dealer Pkg. 5 Cards 1 Pc. per Card | OEM Bulk Pkg. 10 Pcs. | Screw Size | Ship Wt. Carton Lbs. DP/OEM Bulk Pkg. |
|---------------|--------------|--------------|---------------------------------------|-----------------------|------------|--|
| 9-3/4 | 3-1/2 | 1-7/8 | 0318DP | 318A00 | 10 | 9.4/18.5 |

SPARE PARTS ORDERING INFORMATION

12 Volt Bulbs (2 per card): 0337012DP. Socket: 0024DP1.
120 Volt Bulbs (2 per card): 0337023DP. Globe: 0318A0099D.
Switches with Square Buttons (1 Each High and Low): 0318A0099E.



FIG. 0318



FIGS. 1087 & 1090 - VAPOR PROOF LIGHT FIXTURES

CONSTRUCTION:

- ★ SATIN FINISH DIE CAST ALUMINUM WITH GLASS GLOBE
- ★ INTEGRAL JUNCTION BOX WITH FOUR 1/2 INCH I.P.S. FITTINGS
- ★ MEDIUM SCREW SOCKET FOR BULBS UP TO 100 WATTS
- ★ BULB NOT INCLUDED

FIG. 1087, CEILING MOUNT
FIG. 1090, BULKHEAD MOUNT

ORDERING INFORMATION

| O.D. Box Inches | Length Overall Inches | Projection Inches | Standard Pkg. - 1 Pc. | Bolt Size | Ship Wt. Carton Lbs. Standard Pkg. |
|-----------------|-----------------------|-------------------|-----------------------|-----------|------------------------------------|
| 3-3/4 | 9-1/2 | --- | 1087000ALU | 1/4 | 2.9 |
| 3-3/4 | 10 | 7 | 1090000ALU | 1/4 | 3.4 |

Note: These Fixtures are listed in accordance with UL Standard 1598, "UL Standard for Safety for Luminaires." **Not** evaluated for use in hazardous or explosive atmospheres.

SPARE PARTS ORDERING INFORMATION

Guards: 108700099A and 109000099A. Sockets: 108700099B and 109000099B.
Globes: 108700099C and 109000099C. Refer to Page 113 for Bulb Selection.



FIG. 1090



FIG. 1087



Lighting Fixtures, Bulbs, Electrical and Battery Switches

SPREADER LIGHTS

CE



Fig. 1040

FIG. 1040 - ADJUSTABLE SPREADER LIGHT

CONSTRUCTION:

- * MOLDED BLACK PLASTIC BODY
- * CHROME PLATED BRASS MOUNTING BRACKET
- * SCREW-IN LENS RETAINING RING FOR EASE OF RE-BULBING
- * 12, 24 OR 32 VOLT SEALED BEAM UNIT INCLUDED



ORDERING INFORMATION

| Voltage | Dimensions | | | Dealer Pkg. 1 Pc. per Card | Cards Per Pkg. | OEM Bulk Pkg. 10 Pcs. | Ship Wt. | |
|---------|----------------|-----------------|-------------------|-------------------------------|----------------------|-----------------------------|-------------|------------------|
| | O.D. Inches | Depth Inches | Bracket Inches | | | | Carton Lbs. | DP/OEM Bulk Pkg. |
| 12 | 4-1/2 | 4-1/2 | 4-1/2 x 1 | 1040DP112V | 5 | 104000112V | 8.2/13.5 | |
| 24 | 4-1/2 | 4-1/2 | 4-1/2 x 1 | 1040DP224V | 2 | 104000224V | 3.4/13.5 | |
| 32 | 4-1/2 | 4-1/2 | 4-1/2 x 1 | 1040DP332V | 2 | 104000332V | 3.4/13.5 | |

Screw Size, No. 12 R.H.

SPARE PARTS ORDERING INFORMATION

Sealed Beam Unit (12 Volt): 043200112V.
 Sealed Beam Unit (24 Volt): 043200224V.
 Sealed Beam Unit (32 Volt): 043200332V.

CE



Fig. 0280

FIG. 0280 - ADJUSTABLE SPREADER LIGHT

CONSTRUCTION:

- * CHROME PLATED BRASS
- * 12, 24 OR 32 VOLT SEALED BEAM UNIT INCLUDED



ORDERING INFORMATION

| Voltage | Dimensions | | | Dealer Pkg. 1 Pc. per Card | Cards per Pkg. | OEM Bulk Pkg. 10 Pcs. | Ship Wt. | |
|---------|----------------|-----------------|-------------------|-------------------------------|----------------------|-----------------------------|-------------|------------------|
| | O.D. Inches | Depth Inches | Bracket Inches | | | | Carton Lbs. | DP/OEM Bulk Pkg. |
| 12 | 4-5/8 | 2-1/2 | 5-3/8 x 3/4 | 0280DP112V | 5 | 028000112V | 6.5/10.1 | |
| 24 | 4-5/8 | 2-1/2 | 5-3/8 x 3/4 | 0280DP224V | 2 | 028000224V | 2.7/10.1 | |
| 32 | 4-5/8 | 2-1/2 | 5-3/8 x 3/4 | 0280DP332V | 2 | 028000332V | 2.7/10.1 | |

Screw Size, No. 12 R.H.

SPARE PARTS ORDERING INFORMATION

Sealed Beam Unit (12 Volt): 043200112V.
 Sealed Beam Unit (24 Volt): 043200224V.
 Sealed Beam Unit (32 Volt): 043200332V.

CE



Fig. 0265

FIG. 0265 - FIXED SPREADER LIGHT

CONSTRUCTION:

- * CHROME PLATED BRONZE
- * 12 VOLT, 10 WATT BULB INCLUDED



ORDERING INFORMATION

| O.D. Inches | Depth Inches | Dealer Pkg. 5 Pcs. 1 Pc. per Pkg. | OEM Bulk Pkg. 10 Pcs. | Screw Size | Ship Wt. Carton Lbs. DP/OEM Bulk Pkg. |
|----------------|-----------------|---|-----------------------------|---------------|---|
| 2-3/4 | 1-3/8 | 0265DP0CHR | 0265000CHR | 6 | 2.0/3.3 |

SPARE PARTS ORDERING INFORMATION

Bulbs (2 per card): 0070DP0CLR. Socket Assembly: 026500099A.
 Lens with O-Ring: 0284DP0CLR.

SPARE BULBS FOR UTILITY LIGHTS

FIG. 0432 - SEALED BEAM UNIT

ORDERING INFORMATION

| Nominal Voltage | Wattage | Amps | Standard Pkg. 1 Pieces | Bulbs per Pkg. | Bulb Length Inches | Mfg. Lamp No. | Ship Wt. Carton Lbs. Standard Pkg. |
|-----------------|---------|------|------------------------|----------------|--------------------|---------------|------------------------------------|
| 12 | 35 | 3 | 043200112V | 1 | 2-3/4 | 4406 | 0.5 |
| 24 | 50 | 2 | 043200224V | 1 | 2-3/4 | 4593 | 0.5 |
| 32 | 60 | 2 | 043200332V | 1 | 2-3/4 | 4350 | 0.6 |



FIG. 0432

FIG. 0337 - DOUBLE CONTACT BAYONET BASE BULB

CLEAR



ORDERING INFORMATION

| Nominal Voltage | Wattage | Amps | Dealer Pkg. 5 Cards | Bulbs per Card | Bulb Diameter Inches | Mfg. Lamp No. | Ship Wt. Carton Lbs. Dealer Pkg. |
|-----------------|---------|------|---------------------|----------------|----------------------|---------------|----------------------------------|
| 12 | 7 | .58 | 0337011DP | 2 | 3/4 | 90 | 0.3 |
| 12 | 11 | .94 | 0337012DP | 2 | 3/4 | 1004 | 0.4 |
| 12 | 18 | 1.53 | 0337R12DP* | 2 | 1 | 1142R | .04 |
| 12 | 17 | 1.44 | 0337013DP | 2 | 1 | 1142 | 0.5 |
| 24 | 15 | .63 | 0337014DP | 1 | 1 | 306 | 0.4 |
| 32 | 13 | .40 | 0337018DP | 1 | 3/4 | 624 | 0.3 |
| 32 | 14 | .43 | 0337019DP | 1 | 1 | 1228 | 0.4 |
| 32 | 21 | .66 | 0337020DP | 1 | 1 | 1692 | 0.4 |
| 32 | 24 | .74 | 0337021DP | 1 | 1-3/8 | 1054 | 0.3 |
| 120 | 15 | --- | 0337023DP | 2 | 7/8 | 15T7 | 0.4 |

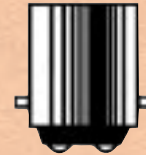


FIG. 0337



* Red Bulb

FIGS. 0067 & 0070 - DOUBLE ENDED FESTOON BULBS

CLEAR

NICKEL PLATED BRASS CAPS



ORDERING INFORMATION

| Nominal Voltage | Wattage | Amps | Dealer Pkg. 5 Cards 2 Bulbs per Card | Bulb Diameter Inches | Bulb Length Inches | Ship Wt. Carton Lbs. Dealer Pkg. |
|-----------------|---------|------|--------------------------------------|----------------------|--------------------|----------------------------------|
| 12 | 10 | .74 | 0070DP0CLR | 3/8 | 1-11/16 | 0.2 |
| 12 | 15 | .97 | 0070DP1CLR | 9/16 | 1-11/16 | 0.2 |
| 24 | 10 | .42 | 0067DP1CLR | 3/8 | 1-11/16 | 0.2 |



FIG. 0070



FIG. 0340 - MEDIUM SCREW BASE BULB

ORDERING INFORMATION

| Nominal Voltage | Wattage | Amps | Standard Pkg. 6 Bulbs | Type | L.C.L. Inches | Mfg. Lamp No. | Ship Wt. Carton Lbs. Std. Pkg. |
|-----------------|---------|------|-----------------------|------|---------------|---------------|--------------------------------|
| 12 | 15 | 1.25 | 0340005FRD | A-17 | 2-3/8 | 15-A | 0.5 |
| 12 | 25 | 2.08 | 0340006FRD | A-19 | 2-9/16 | 25-A | 0.7 |
| 12 | 50 | 4.16 | 0340007FRD | A-21 | 3-7/16 | 50-A21 | 0.8 |
| 32 | 15 | .47 | 0340011FRD | A-17 | 2-3/8 | 15-A | 0.6 |
| 32 | 25 | .78 | *0340012FRD | A-19 | 2-9/16 | 25-A | 0.3 |
| 32 | 50 | 1.56 | *0340013FRD | A-21 | 3-7/16 | 50-A21 | 0.2 |



FIG. 0340



*Standard Pkg. - 2 Bulbs

Note: High Power Bulbs and Sealed Beam Units for Searchlights, See Searchlight Section.

ELECTRIC BULBS ARE NOT RETURNABLE. ORDER CAREFULLY.

BULBS FOR NAVIGATION LIGHTS SEE PAGES 65 AND 80

Lighting Fixtures, Bulbs, Electrical and Battery Switches

ON JANUARY 31, 1977 THE U.S.C.G. PUBLISHED SAFETY STANDARDS FOR MARINE ELECTRICAL SYSTEMS. THESE STANDARDS COVER SUCH TECHNICAL DETAILS AS:

- BATTERIES AND ASSOCIATED CONDUCTORS
- CONDUCTOR SIZE AND AMPACITY
- STRAIN RELIEF AND PULL TESTS
- TERMINATION REQUIREMENTS
- OVERCURRENT PROTECTION
- IGNITION PROTECTION
- GROUNDING
- INSULATION

A particular electrical component may be affected by some or all of the above categories. Those categories related to product design have been complied with, however, many additional details must be considered by the installer of the equipment as well in order to achieve compliance with this standard. It is suggested that the actual standard be familiarized when installing equipment. Perhaps one of the most critical requirements is ignition protection. A product that is marked "Ignition Protected" can be used in that area of a boat that is not isolated from a gasoline fuel vapor source. Refer to the actual standard for a determination of what parts of a boat require Ignition Protected products.

If a product is not plainly marked "Ignition Protected" then assume it is not.

FOR DETAILS ON ALL OF THE ABOVE, OBTAIN THE FOLLOWING:
U.S.C.G. SAFETY STANDARDS FOR ELECTRICAL SYSTEMS
CFR TITLE 33, CHAPTER 1, SUBCHAPTER S, PART 183, SUBPART I.

BATTERY SWITCH CABLE SPACER



Adds 3/8" extra space to make it easier to install larger diameter cables.
Snaps onto any existing PERKO 8500 or 9600 Series Battery Switch
Available Bulk packed (25 pcs) or Dealer Packed (5 pcs).
See Pages 116 & 117 for Ordering Information.

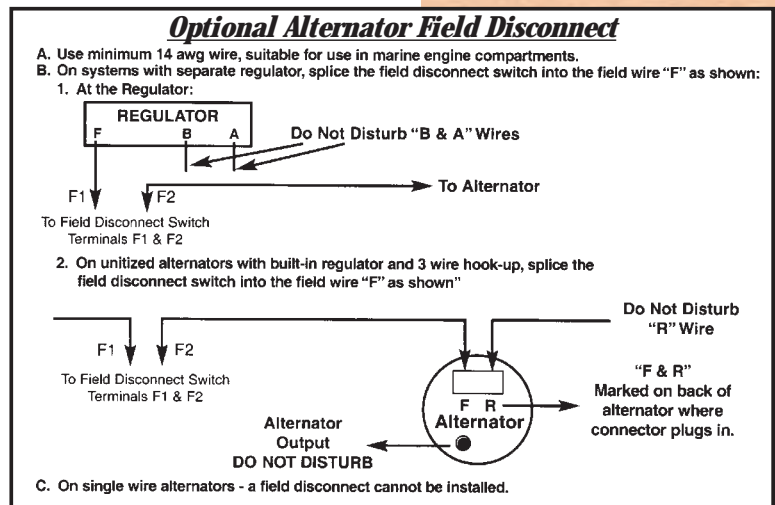
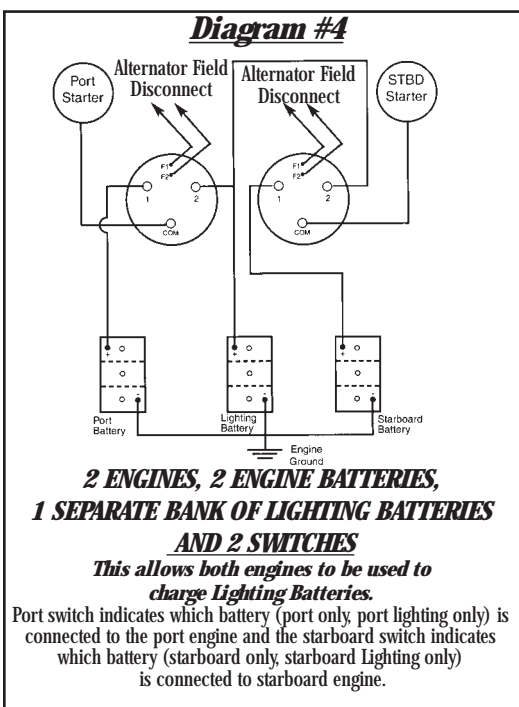
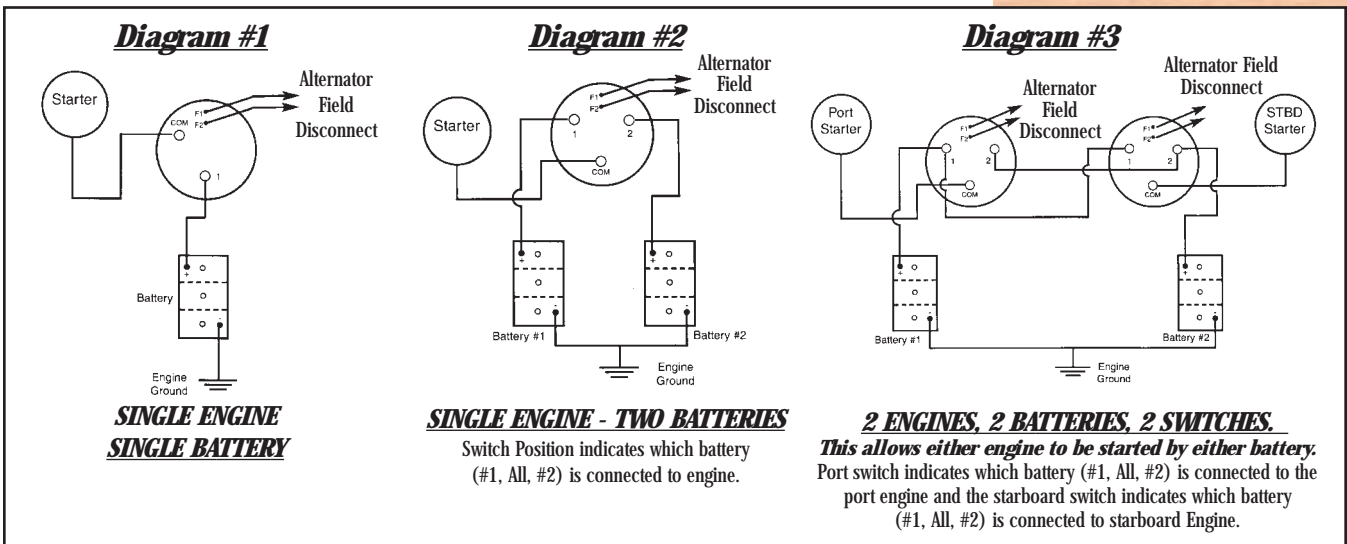
BATTERY SWITCHES

BATTERY DISCONNECT SWITCHES HELP MANAGE THE OVERALL USE OF ELECTRICAL POWER ONBOARD. THEY ARE USED TO CONNECT OR DISCONNECT ELECTRICAL DEVICES FROM THE ELECTRICAL SYSTEM. THEY HELP TO PREVENT BATTERY DRAIN DURING PERIODS OF INACTIVITY. THEY ALLOW FOR A QUICK AND EASY WAY TO SHUT DOWN THE ENTIRE ELECTRICAL SYSTEM IN AN EMERGENCY. AN OPTIONAL KEY LOCK HELPS TO PREVENT UNAUTHORIZED USE OF THE VESSEL.

IN ADDITION TO DOING EVERYTHING A BATTERY DISCONNECT SWITCH DOES, BATTERY SELECTOR SWITCHES PERMIT BATTERY SELECTION (OF TWO OR MORE BATTERIES) FOR SPECIFIC PURPOSES INCLUDING STARTING ENGINES, RUNNING ACCESSORIES OR EVEN RECHARGING. THEY ALLOW FOR THE USE OF ONE OR MORE BATTERIES IN SYSTEMS WITH ONE OR MORE ENGINES AND FACILITATE PUTTING BATTERIES IN PARALLEL FOR EMERGENCY STARTING WHEN ONE OR BOTH BATTERIES ARE SUBSTANTIALLY DISCHARGED.

ALL PERKO BATTERY DISCONNECT SWITCHES AND BATTERY SELECTOR SWITCHES ARE UL LISTED, IGNITION PROTECTED AND CE APPROVED. THIS MEANS THEY HAVE BEEN TESTED AND CERTIFIED BY A RESPECTED OUTSIDE AGENCY, ARE DESIGNED TO BE USED SAFELY IN A BILGE WHERE EXPLOSIVE FUMES MAY BE PRESENT AND MEET ALL THE REQUIREMENTS FOR USE AND SALE THROUGHOUT THE WORLD.

PERKO BATTERY SWITCHES ARE DESIGNED FOR SURFACE MOUNTING. STANDARD DUTY SWITCHES HAVE A BRIGHT RED POLYCARBONATE HOUSING FOR SAFETY WITH A LARGE EASY-TO-TURN BLACK KNOB. THE HOUSING OF THE HEAVY DUTY SWITCHES ARE RED FIBER-REINFORCED POLYCARBONATE. SELECTOR SWITCHES ARE DESIGNED WITH A "MAKE BEFORE BREAK" FEATURE. THIS ALLOWS SWITCHING BETWEEN THE "1", THE "ALL" AND THE "2" POSITIONS WHILE THE ENGINE IS RUNNING. MODELS WITH AN "ALTERNATOR FIELD DISCONNECT" FEATURE OFFER PROTECTION FOR NON-UNITIZED ALTERNATORS SHOULD THE SWITCH ACCIDENTALLY BE TURNED TO THE "OFF" POSITION WITH THE ENGINE RUNNING.



Lighting Fixtures, Bulbs, Electrical and Battery Switches

BATTERY SELECTOR SWITCHES



Lighting Fixtures, Bulbs, Electrical and Battery Switches

IGNITION PROTECTED

PROTECTED BY THE FOLLOWING U.S. PATENTS; DESIGN 260,637 - 4,280,028 - 4,424,424

**FOR USE WITH 12, 24 AND 32 VOLT MARINE ELECTRICAL SYSTEMS
CAPACITY - 250 AMPS CONTINUOUS, 360 AMPS INTERMITTENT**

- FIG. 8501 - MEDIUM DUTY BATTERY SELECTOR SWITCH
- FIG. 8502 - MEDIUM DUTY BATTERY SELECTOR SWITCH WITH KEY LOCK
- FIG. 8503 - MEDIUM DUTY BATTERY SELECTOR SWITCH WITH ALTERNATOR FIELD DISCONNECT
- FIG. 8504 - MEDIUM DUTY BATTERY SELECTOR SWITCH WITH ALTERNATOR FIELD DISCONNECT AND KEY LOCK

When used with Non-Unitized Alternators, these models will interrupt the field current (reducing the possibility of damage) if turned "OFF" with the engine running

- FIG. 8603 - HEAVY DUTY BATTERY SELECTOR SWITCH WITH ALTERNATOR FIELD DISCONNECT

**FOR USE WITH 12, 24 AND 32 VOLT MARINE ELECTRICAL SYSTEMS
CAPACITY - RATED 380 AMPS CONTINUOUS,
850 AMPS INTERMITTENT (5 MINUTES ON, 5 MINUTES OFF)**



FIGS. 8501 AND 8503



FIGS. 8502 AND 8504



FIG. 8603



FIG. 0462
SPACER
FOR
LARGE CABLES

ORDERING INFORMATION

| Features | Dealer Pkg. | OEM | Diameter Inches | Depth Inches | Ship Wt. | Alternator Field Disconnect |
|--------------------------|--|-----------------------------|-----------------|--------------|---------------------------------|--------------------------------------|
| | 5 Pkgs. 1 Pc. per Pkg. | Bulk Pkg. 25 Pcs. | | | Carton Lbs. DP/OEM Bulk Pkg. | |
| Medium Duty With Keylock | 8501DP* | 8501 | 5-1/4 | 2-5/8 | 4.9/21.9 | No |
| | 8502DP | 8502 | 5-1/4 | 2-5/8 | 5.2/23.1 | No |
| Medium Duty With Keylock | 8503DP | 8503 | 5-1/4 | 2-5/8 | 5.1/22.4 | Yes |
| | 8504DP | 8504 | 5-1/4 | 2-5/8 | 5.4/23.5 | Yes |
| Heavy Duty | 8603DP** | ----- | 5-1/4 sq. | 3-3/8 | 5.1/-- | Yes |
| Type | Dealer Pkg. 5 Cards 1 Pc. per Card | OEM Bulk Pkg. 25 Pcs. | Length Inches | Width Inches | Height Inches | Ship Wt Carton Lbs DP/OEM Bulk |
| Spacer | 0462DP0RED | 0462000RED | 13-3/4 | 1/4 | 5/8 | 0.9/3.1 |

* 25 Pack Master Carton Available

** Standard Pkg. 2 Pc.

Note: For Dual Engine Systems, two switches are required.

MAIN BATTERY DISCONNECT SWITCHES

IGNITION PROTECTED

PROTECTED BY THE FOLLOWING U.S. PATENTS; DESIGN 260,637 - 4,280,028 - 4,424,424

**FOR USE WITH 12, 24 AND 32 VOLT MARINE ELECTRICAL SYSTEMS
CAPACITY - 250 AMPS CONTINUOUS, 360 AMPS INTERMITTENT**

- FIG. 9601 - MEDIUM DUTY MAIN BATTERY DISCONNECT SWITCH
 - FIG. 9602 - MEDIUM DUTY MAIN BATTERY DISCONNECT SWITCH WITH KEY LOCK
 - FIG. 9603 - MEDIUM DUTY MAIN BATTERY DISCONNECT SWITCH WITH ALTERNATOR FIELD DISCONNECT
 - FIG. 9604 - MEDIUM DUTY MAIN BATTERY DISCONNECT SWITCH WITH ALTERNATOR FIELD DISCONNECT AND KEY LOCK
- When used with Non-Unitized Alternators, these models will interrupt the field current (reducing the possibility of damage) if turned "OFF" with the engine running**

FIG. 9703 - HEAVY DUTY BATTERY DISCONNECT SWITCH ALTERNATOR FIELD DISCONNECT

**FOR USE WITH 12, 24 AND 32 VOLT MARINE ELECTRICAL SYSTEMS
CAPACITY - RATED 450 AMPS CONTINUOUS,
1200 AMPS INTERMITTENT (15 SECONDS ON, 5 MINUTES OFF)**



FIGS. 9601 AND 9603



FIGS. 9602 AND 9604



FIG. 9703



ORDERING INFORMATION

| Features: | Dealer Pkg. 5 Pkgs. 1 Pc. per Pkg. | OEM Bulk Pkg. 25 Pcs. | Diameter Inches | Depth Inches | Ship Wt. Carton Lbs. DP/OEM Bulk Pkg. | Alternator Field Disconnect |
|---------------|--|-----------------------------|--------------------|-----------------|---|--------------------------------------|
| Medium Duty | 9601DP | 9601 | 5-1/4 | 2-5/8 | 4.6/20.0 | No |
| With Key lock | 9602DP | 9602 | 5-1/4 | 2-5/8 | 4.8/21.5 | No |
| Medium Duty | 9603DP | 9603 | 5-1/4 | 2-5/8 | 4.8/20.8 | Yes |
| With Key lock | 9604DP | 9604 | 5-1/4 | 2-5/8 | 4.9/21.3 | Yes |
| Heavy Duty | 9703DP* | ----- | 5-1/4 sq. | 3-3/8 | 5.1/-- | Yes |
| Type | Dealer Pkg. 5 Cards 1 Pc. per Card | OEM Bulk Pkg. 25 Pcs. | Length Inches | Width Inches | Height Inches | Ship Wt Carton Lbs DP/OEM Bulk |
| Spacer | 0462DP0RED | 0462000RED | 13-3/4 | 1/4 | 5/8 | 0.9/3.1 |

* Standard Pkg. 2 Pc.



FIG. 0462
SPACER
FOR
LARGE CABLES

Lighting Fixtures, Bulbs, Electrical and Battery Switches

SWITCHES & FUSE HOLDER



Fig. 0701



FIG. 0701 - PUSH BUTTON SWITCH

CONSTRUCTION:

- ★ BLACK PLASTIC WITH WEATHER RESISTANT COVER
- ★ PUSH-ON, PUSH-OFF
- ★ RATED FOR 10 AMPS AT 12, 24 AND 32 VOLTS



ORDERING INFORMATION

| Maximum Thickness of Panel | Diameter Neck Inches | Dealer Pkg. 10 Cards 1 Pc. per Card | Ship Wt. Carton Lbs. Dealer Pkg. |
|----------------------------|----------------------|-------------------------------------|----------------------------------|
| 1/8 | 3/8 | 0701DP | 0.5 |

Lighting Fixtures, Bulbs, Electrical and Battery Switches



Fig. 0514



FIGS. 0514/0688 - TOGGLE SWITCHES

CONSTRUCTION:

- ★ NICKEL PLATED BRASS TOGGLE WITH CHROME PLATED FACE NUT
- ★ SINGLE POLE, SINGLE THROW (OFF-ON)

FIG. 0514 RATED FOR 6 AMPS AT 12, 24 AND 32 VOLTS

FIG. 0688 RATED FOR 20 AMPS AT 12, 24 AND 32 VOLTS



ORDERING INFORMATION

| Maximum Thickness of Panel Inches | Diameter Neck Inches | Dealer Pkg. 10 Cards 1 Pc. per Card | Ship Wt. Carton Lbs. Dealer Pkg. |
|-----------------------------------|----------------------|-------------------------------------|----------------------------------|
| 5/16 | 7/16 | 0514DP | 0.9 |
| 3/16 | 7/16 | 0688DP0NKL | 0.9 |



Fig. 0688

FIG. 0531 - ROCKER SWITCH

- ★ WHITE PLASTIC WITH BLACK PLASTIC SWITCH
- ★ ROCKER SWITCHES RATED FOR 10 AMPS AT 12, 24 AND 32 VOLTS



Fig. 0531

FIG. 0532 - FUSE HOLDER & CAP

- ★ BLACK PLASTIC
- ★ LOW PROFILE FUSE HOLDER FOR 1/4" X 1-1/4" FUSE



Fig. 0532



ORDERING INFORMATION

| | Dimensions Face Plate Inches | Length Inches | Dealer Pkg. 10 Cards 1 Pc. per Card | Ship Wt. Carton Lbs. Dealer Pkg. |
|-------------|------------------------------|---------------|-------------------------------------|----------------------------------|
| Switch | 3/4 x 5/8 | ----- | 0531DP | 0.4 |
| Fuse Holder | ----- | 1-3/4 | 0532DP | 0.5 |

SPARE PARTS ORDERING INFORMATION

Fuse Holder Cap: 0558DP.



**Important Note: None of the above Switches are Ignition Protected.
See Page 114.**

IN-LINE FUSE HOLDER, CONNECTIONS & CABLE OUTLET

FIG. 0786 - IN-LINE FUSE HOLDER

CONSTRUCTION:

- ★ MOLDED PLASTIC
- ★ RATED FOR 20 AMPS AT 12, 24 AND 32 VOLTS FOR 1/4" X 1-1/4" FUSES
- ★ 12 VOLT, 20 AMP FUSE AND 7-1/2 INCH WIRE LEAD INCLUDED



ORDERING INFORMATION

| Length Inches | Diameter Inches | Dealer Pkg. 10 Cards 1 Pc. per Card | Ship Wt. Carton Lbs. Dealer Pkg. |
|------------------|--------------------|---|--|
| 2-1/8 | 11/16 | 0786DP | 0.8 |



FIG. 0786

FIGS. 1189 & 1190 - WATERTIGHT DECK CONNECTIONS

CONSTRUCTION:

FIG. 1189 - CHROME PLATED BRASS
FIG. 1190 - CHROME PLATED ZINC ALLOY

- ★ RATED FOR 15 AMPS AT 12, 24 AND 32 VOLTS POLARIZED DOUBLE CONTACT CONNECTOR
- ★ FLANGE GASKET WITH INTEGRAL WATERPROOF CAP FOR BASE WHEN PLUG IS REMOVED



ORDERING INFORMATION

| Diameter Inches | Height Inches | Dealer Pkg. 10 Cards 1 Pc. per Card | OEM Bulk Pkg. 50 Pcs. | Screw Size | Ship Wt. Carton Lbs. DP/OEM Bulk Pkg. |
|--------------------|------------------|---|-----------------------------|---------------|---|
| 1-5/8 | 1-3/16 | 1189DP0CHR | 1189000CHR | 6 | 1.8/6.3 |
| 1-5/8 | 1-3/16 | 1190DP0CHR | 1190000CHR | 6 | 1.9/7.1 |

SPARE PARTS ORDERING INFORMATION
Connector with Cover: 1189DP099A.
Connector Only: 0042.



FIG. 1189
CHROME PLATED BRASS
FIG. 1190
CHROME PLATED ZINC

Note: These Items Are Not Ignition Protected.

Important Note: All of the Above Items Conform to U.S.C.G. Electrical Standards. See Page 114.

FIGS. 0424 & 1191 - WATERTIGHT CABLE OUTLETS

CONSTRUCTION:

FIG. 0424, CHROME PLATED BRASS
FIG. 1191, CHROME PLATED ZINC ALLOY

- ★ FOR 5/16 INCH O.D. CABLE
- ★ EQUIPPED WITH RUBBER GROMMET FOR WATERTIGHT PASSAGE OF CABLE



ORDERING INFORMATION

| Diameter Base Inches | Dealer Pkg. 10 Cards 1 Pc. per Card | Screw Size | Ship Wt. Carton Lbs. Dealer Pkg. |
|----------------------------|---|---------------|--|
| 1-1/4 | 0424DP0CHR | 6 | 0.9 |
| 1-1/4 | 1191DP0CHR | 6 | 0.8 |



FIG. 0424
CHROME PLATED BRASS
FIG. 1191
CHROME PLATED ZINC

Lighting Fixtures, Bulbs, Electrical and Battery Switches

CABLE STRAPS & LINE SUPPORT CLIPS

Lighting Fixtures, Bulbs, Electrical and Battery Switches



FIG. 0196

FIG. 0196 - PLASTIC CABLE STRAP

CONSTRUCTION:

- ★ BLACK PLASTIC
- ★ ULTRA-VIOLET STABILIZED FOR WEATHER RESISTANCE
- ★ ELIMINATES THE NEED FOR INSULATING CUSHION



ORDERING INFORMATION

| I.D. Inches | Dealer Pkg. 10 Cards 10 Pcs. per Card | OEM Bulk Pkg. 500 Pcs. | Ship Wt. Carton Lbs. DP/OEM Bulk Pkg. |
|----------------|---|------------------------------|---|
| 3/16 | 0196DP1 | 0196001 | 0.6/1.0 |
| 1/4 | 0196DP2 | 0196002 | 0.6/1.2 |
| 5/16 | 0196DP3 | 0196003 | 0.7/1.3 |
| 3/8 | 0196DP4 | 0196004 | 0.7/1.4 |
| 1/2 | 0196DP5 | 0196005 | 1.0/2.0 |
| 5/8 | 0196DP6 | 0196006 | 1.0/2.1 |
| 3/4 | 0196DP7 | 0196007 | 1.1/2.6 |

Width all sizes - 1/2 inch.

Note: This Item Conforms to U.S.C.G. Electric Standards



FIGS. 0163, 0164, 0165 - LINE SUPPORT CLIPS

CONSTRUCTION:

- ★ ALUMINUM WITH SYNTHETIC RUBBER CUSHION



FIG. 0163
SINGLE



FIG. 0164
DOUBLE



FIG. 0165
TRIPLE



ORDERING INFORMATION

| For O.D. Line Inches | Width Inches | Single Dealer Pkg. - 10 Cds 10 Pcs. per Card | Double Dealer Pkg. - 10 Cds 10 Pcs. per Card | Triple Dealer Pkg. - 10 Cds 10 Pcs. per Card | Ship Wt. Carton Lbs. DP Figs. 0163/0164/0165 |
|----------------------------|-----------------|--|--|--|--|
| 3/16 | 3/8 | 0163DP1ALU | 0164DP1ALU | ----- | 0.8/1.0/-- |
| 1/4 | 3/8 | 0163DP2ALU | 0164DP2ALU | ----- | 0.9/1.3/-- |
| 5/16 | 1/2 | 0163DP3ALU* | 0164DP3ALU | 0165DP3ALU | 1.0/1.4/1.6 |
| 3/8 | 1/2 | 0163DP4ALU* | 0164DP4ALU | 0165DP4ALU | 1.6/1.9/2.7 |
| 1/2 | 1/2 | 0163DP5ALU | 0164DP5ALU* | 0165DP5ALU* | 1.7/2.7/3.1 |
| 5/8 | 1/2 | 0163DP6ALU* | ----- | ----- | 2.1/--/-- |

*OEM Package - 500 Pcs. Replace "DP" with "00" When Ordering.

Note: This Item Conforms to U.S.C.G. Electric & Fuel Standards



Note: Figs. 0162 & 0349 Conform to A.B.Y.C. Standard A-23 in Accordance with the '72 COLREGS and U.S. Inland Rules for Use on Vessels Under 5 Meters (16.4 ft.) in Length.

FIG. 0162 - FOG HORN

CONSTRUCTION:

- ★ ALUMINUM WITH WHITE BAKED ENAMEL FINISH
- ★ NYLON MOUTHPIECE



FIG. 0162



ORDERING INFORMATION

| Length Inches | Dealer Pkg. - 10 Bags 1 Pc. per Bag | Ship Wt. Carton Lbs. Dealer Pkg. |
|------------------|--|-------------------------------------|
| 12-1/2 | 0162DP0WHT | 1.6 |

FIG. 0349 - "BALL TYPE" WHISTLE

CONSTRUCTION:

- ★ ORANGE PLASTIC



FIG. 0349



ORDERING INFORMATION

| Length Inches | Width Inches | Dealer Pkg. - 10 Cds. 1 Pc. per Card | OEM Bulk Pkg. 100 Pcs. | Ship Wt. Carton Lbs. DP/OEM Bulk Pkg. |
|------------------|-----------------|---|---------------------------|--|
| 2-1/4 | 3/4 | 0349DP | 0349 | 0.8/3.3 |



FIG. 0441 - PORTLIGHT CHAIN

CONSTRUCTION:

- ★ STAINLESS STEEL CHAIN WITH CHROME PLATED FITTINGS



FIG. 0441



ORDERING INFORMATION

| Length Inches | Length Strap Inches | Dealer Pkg. 10 Cds. 1 Pc. per Card | OEM Bulk Pkg. 50 Pcs. | Screw Size | Ship Wt. Carton Lbs. DP/OEM Bulk Pkg. |
|------------------|---------------------------|--|-----------------------------|---------------|---|
| 7 | 1-7/8 | 0441DP0CHR | 0441000CHR | 8 | 0.6/3.9 |

FIG. 0461 - PORTLIGHT WEATHERSTRIPPING

CONSTRUCTION:

- ★ OPEN CELL FOAM RUBBER
- ★ SUPPLIED IN TEN FOOT LENGTHS



FIG. 0461

ORDERING INFORMATION

| Height Inches | Min. Width Inches | Max Width Inches | Standard Pkg. 1 Length | Ship Wt. Carton Lbs. Standard Pkg. |
|------------------|----------------------|---------------------|---------------------------|---------------------------------------|
| 3/8 | 1/4 | 7/16 | 0461 | 0.4 |

Compartment Ventilators and Bells

FOG BELLS

THE 8 AND 12 INCH BELLS LISTED ON THIS PAGE HAVE BEEN REVIEWED BY THE U.S. COAST GUARD AND COMPLY WITH C.G. 169 REGULATIONS FOR SOUND SIGNAL APPLIANCES AS REQUIRED BY ANNEX III PARAGRAPH 2 OF THE '72 COLREGS. THE 8 INCH SIZE IS FOR USE ON VESSELS UNDER 20 METERS (65.6 FT.) IN LENGTH. THE 12 INCH SIZE IS FOR USE ON VESSELS OF ANY LENGTH.

FIG. 0420 POLISHED




FIG. 0420 - FOG BELL

CONSTRUCTION :

- ★ CAST BRONZE
- ★ CHROME PLATED OR POLISHED
- ★ MEDIUM WEIGHT
- ★ REMOVABLE



FIG. 0420 CHROME

ORDERING INFORMATION

| Bottom Diameter Inches | Height Overall Inches | Polished Bronze Std. Pkg. - 1 Pc. | Chrome Plated Bronze Std. Pkg. - 1 Pc. | Ship Wt. Carton Lbs. Std Pkg POL/CHR |
|---------------------------|--------------------------|--------------------------------------|---|---|
| 6 | 5 | 0420006POL | 0420006CHR | 4.0/4.0 |
| 8 | 6-1/8 | 0420008POL | 0420008CHR | 8.1/8.1 |

Screw Size #8 F.H.

FIG. 0150 - FOG BELL

CONSTRUCTION:

- ★ CAST BRONZE
- ★ CHROME PLATED, PLAIN OR POLISHED
- ★ HEAVY WEIGHT
- ★ REMOVABLE



FIG. 0150 CHROME

ORDERING INFORMATION

| Bottom Diameter Inches | Height Overall Inches | Plain Bronze Std. Pkg.1 Pc. | Polished Bronze Std. Pkg.1 Pc. | Chrome Plated Bronze Std. Pkg.1 Pc. | Ship Wt. Carton Lbs. Std Pkg. PLB/POL/CHR |
|---------------------------|--------------------------|--------------------------------|-----------------------------------|--|--|
| 8 | 8 | 0150008PLB | 0150008POL | 0150008CHR | 9.9/9.3/9.6 |
| 12 | 12 | 0150012PLB | 0150012POL | 0150012CHR | 32.0/30.9/30.9 |

Screw Size 1/4" F.H.

SPARE PARTS ORDERING INFORMATION FOR PAGES 122 AND 123

For complete Spare Part No. Insert Finish Code:

P or PLB, for Plain Bronze or Brass Finish (i.e. 0420P0699A or 0127000PLB).
B or POL, for Polished Bronze or Brass Finish (i.e. 0420B0699A or 0127000POL).
C or CHR, for Chrome Plated Finish (i.e. 0420C0699A or 0127000CHR).

| ARMS | | WALL PLATES | | CLAPPERS | | EYE BOLTS | | ACORN NUTS | |
|------------|----------------|-------------|----------------|------------|----------------|------------|----------------|------------|----------------|
| Figure No. | Spare Part No. | Figure No. | Spare Part No. | Figure No. | Spare Part No. | Figure No. | Spare Part No. | Figure No. | Spare Part No. |
| 0420-6" | 042099A6" | 0420-6" | 0127 | 0420-6" | 0153 | 0420-6" | 0113 | 0420-6" | 0465004 |
| 0420-8" | 0171 | 0420-8" | 0127 | 0420-8" | 0144 | 0420-8" | 0123 | 0420-8" | 0465008 |
| 0150-8" | 0171 | 0150-8" | 0127 | 0150-8" | 0144 | 0150-8" | 0123 | 0150-8" | 0465008 |
| 0150-12" | 015099A12" | 0150-12" | 015099B12" | 0150-12" | 0172 | 0150-12" | 0172 | 0150-12" | 0465009 |
| *0158-12" | 015899A12" | *0158-12" | 015899A12" | *0158-12" | 0172 | *0158-12" | 0172 | 0158-12" | 0465009 |
| 0179 | 017900099A | 0179 | 017900099A | 0179 | 0144 | 0179 | 0179-99B | 0179 | 0465008 |
| 0159-6" | 0159-99A | 0159-6" | 0166 | 0159-6" | 0159-99B | 0159-6" | 0113 | 0159-6" | 0465004 |
| 0159-8" | 0159-99A | 0159-8" | 0166 | 0159-8" | 0153 | 0159-8" | 0113 | 0159-8" | 0465004 |

*Includes Wall Bracket

*Includes Arm

*Includes Eye Bolt

*Includes Clapper

THE 8 AND 12 INCH BELLS LISTED ON THIS PAGE HAVE BEEN REVIEWED BY THE U.S. COAST GUARD AND COMPLY WITH C.G. 169 REGULATIONS FOR SOUND SIGNAL APPLIANCES AS REQUIRED BY ANNEX III PARAGRAPH 2 OF THE '72 COLREGS. THE 8 INCH SIZE IS FOR USE ON VESSELS UNDER 20 METERS (65.6 FT.) IN LENGTH. THE 12 INCH SIZE IS FOR USE ON VESSELS OF ANY LENGTH.

FIG. 0158 - FOG BELL

CONSTRUCTION:

- ★ CAST BRONZE
- ★ CHROME PLATED, PLAIN OR POLISHED
- ★ HEAVY WEIGHT
- ★ FIXED MOUNTING



FIG. 0158 POLISHED

ORDERING INFORMATION

| Bottom Diameter Inches | Height Overall Inches | Plain Bronze Std. Pkg. 1 Pc. | Polished Bronze Std. Pkg. 1 Pc. | Chrome Plated Bronze Std. Pkg. 1 Pc. | Ship Wt. Carton Lbs. Std. Pkg. PLB/POL/CHR |
|------------------------|-----------------------|------------------------------|---------------------------------|--------------------------------------|--|
| 12 | 12 | 0158012PLB | 0158012POL | 0158012CHR | 34.4/33.0/33.2 |

Screw Size 1/4" R.H.

FIG. 0179 - FOG BELL

CONSTRUCTION OPTIONS:

- ★ WROUGHT BRASS
- ★ PLAIN BRASS FINISH
- ★ LIGHT WEIGHT
- ★ FIXED MOUNTING



FIG. 0179

ORDERING INFORMATION

| Bottom Diameter Inches | Height Overall Inches | Standard Pkg. - 1 Pc. | Ship Wt. Carton Lbs. Std. Pkg. |
|------------------------|-----------------------|-----------------------|--------------------------------|
| 12 | 8 | 0179012PLB | 7.6 |

Screw Size #12 R.H.

FIG. 0159 - FOG BELL

CONSTRUCTION OPTIONS:

- ★ STAMPED BRASS
- ★ PLAIN OR CHROME PLATED
- ★ LIGHT WEIGHT
- ★ REMOVABLE



FIG. 0159 CHROME

FIG. 0159 PLAIN



ORDERING INFORMATION

| Bottom Diameter Inches | Height Overall Inches | Chrome Plated Dealer Pkg. - 2 Pcs. 1 Pc. per Pkg. | Plain Brass Dealer Pkg. - 2 Pcs. 1 Pc. per Pkg. | Ship Wt. Carton Lbs. DP CHR/PLB |
|------------------------|-----------------------|---|---|---------------------------------|
| 6 | 4 | 0159DP6CHR | 0159DP6PLB | 3.7/3.7 |
| 8 | 5 | 0159DP8CHR* | 0159DP8PLB* | 6.2/6.0 |

Screw Size #4 F.H.

* Standard Pack 2 pc. available, Chrome Plated or Plain Brass

VENTILATORS

FIG. 0707 - VENTILATOR



FIG. 0707

CONSTRUCTION:

★ CHROME PLATED BRASS FRAME & SCREEN



ORDERING INFORMATION

| Dimensions Inches | Dealer Pkg. 10 Cards 1 Pc. per Card | OEM Bulk Pkg. 25 Pcs. | Screw Size | Ship Wt. Carton Lbs. DP/OEM Bulk |
|----------------------|---|-----------------------------|---------------|--|
| 7-1/4 x 1-1/2 | 0707DP0CHR | 0707000CHR | 8 | 1.8/3.4 |

FIG. 0330 - LOCKER VENTILATOR



FIG. 0330

CONSTRUCTION:

★ CHROME PLATED BRASS



ORDERING INFORMATION

| O.D. Inches | Dealer Pkg. 10 Cards 1 Pc. per Card | OEM Bulk Pkg. 100 Pcs. | Screw Size | Ship Wt. Carton Lbs. DP/OEM Bulk |
|----------------|---|------------------------------|---------------|--|
| 2-1/2 | 0330DP1CHR | 0330001CHR | 6 R.H. | 0.9/4.4 |
| 3-1/4 | 0330DP2CHR | 0330002CHR | 6 R.H. | 1.2/7.0 |

FIG. 0550 - TRANSOM OR LOCKER VENTILATOR



FIG. 0550

CONSTRUCTION:

★ CHROME PLATED BRASS



ORDERING INFORMATION

| Dimensions Inches | Dealer Pkg. 10 Cards 1 Pc. per Card | OEM Bulk Pkg. 25 Pcs. | Screw Size | Ship Wt. Carton Lbs. DP/OEM Bulk |
|----------------------|---|-----------------------------|---------------|--|
| 7 x 2-1/2 | 0550DP0CHR | 0550000CHR | 8 | 2.3/3.8 |

FIG. 1271 - TRANSOM OR LOCKER VENTILATOR



FIG. 1271

CONSTRUCTION:

★ CHROME PLATED ZINC ALLOY

★ ANODIZED ALUMINUM EXPANDED MESH SCREEN



ORDERING INFORMATION

| Dimensions Inches | Dealer Pkg. 10 Cards 1 Pc. per Card | OEM Bulk Pkg. 25 Pcs. | Screw Size | Ship Wt. Carton Lbs. DP/OEM Bulk |
|----------------------|---|-----------------------------|---------------|--|
| 6 x 2 | 1271DP0CHR | 1271000CHR | 8 | 2.4/4.4 |

FIG. 1238 - TRANSOM OR LOCKER VENTILATOR



FIG. 1238

CONSTRUCTION:

★ CHROME PLATED ZINC ALLOY

★ ANODIZED ALUMINUM GRILL-TYPE SCREEN



ORDERING INFORMATION

| Dimensions Inches | Dealer Pkg. 10 Cards 1 Pc. per Card | OEM Bulk Pkg. 50 Pcs. | Screw Size | Ship Wt. Carton Lbs. DP/OEM Bulk |
|----------------------|---|-----------------------------|---------------|--|
| 8-3/8 x 2-1/4 | 1238DP0CHR | 1238000CHR | 8 | 3.6/12.4 |

FIG. 0334 - LOUVER VENTILATOR

CONSTRUCTION:

★ CHROME PLATED BRASS



ORDERING INFORMATION

| Dimensions Inches | Length Louvers Inches | Dealer Pkg. 5 Cards 1 Pc. per Card | OEM Bulk Pkg. 10 Pcs. | Ship Wt. Carton Lbs. DP/OEM Bulk |
|----------------------|-----------------------------|--|--------------------------|--|
| 3 x 2-1/2 | 2 | 0334002DP | 0334002CHR | 0.6/0.9 |
| 4 x 2-1/2 | 3 | 033402ADP | 033402ACHR | 0.7/1.1 |
| 5-1/2 x 2-1/2 | 2 | 0334004DP | 0334004CHR | 0.9/1.4 |
| 7-1/2 x 2-1/2 | 3 | 033404ADP | 033404ACHR | 1.2/1.8 |
| 8 x 2-1/2 | 2 | 0334006DP | 0334006CHR | 1.5/2.3 |
| 11 x 2-1/2 | 3 | 033406ADP | 033406ACHR | 2.1/3.2 |

Screw Size #4 R.H.



#2

#4



#6

FIG. 0334

FIG. 0335 - LOUVER VENTILATOR

CONSTRUCTION:

★ CHROME PLATED BRASS



ORDERING INFORMATION

| Dimensions Inches | Length Louvers Inches | Dealer Pkg. 5 Cards 1 Pc. per Card | OEM Bulk Pkg. 10 Pcs. | Ship Wt. Carton Lbs. DP/OEM Bulk |
|----------------------|-----------------------------|--|--------------------------|--|
| 3 x 3 | 2 | 0335003DP | 0335003CHR | 0.7/1.0 |
| 4 x 3-1/2 | 3 | 033503ADP | 033503ACHR | 1.1/1.8 |
| 5-1/2 x 3 | 2 | 0335006DP | 0335006CHR | 1.2/1.9 |
| 7-1/2 x 3-1/2 | 3 | 033506ADP | 033506ACHR | 1.8/3.0 |
| 8 x 3 | 2 | 0335009DP | 0335009CHR | 1.7/2.8 |
| 11 x 3-1/2 | 3 | 033509ADP | 033509ACHR | 2.6/4.5 |

Screw Size #4 R.H.



#3

#6



#9

FIG. 0335

FIG. 0336 - LOUVER VENTILATOR

CONSTRUCTION:

★ CHROME PLATED BRASS



ORDERING INFORMATION

| Dimensions Inches | Length Louvers Inches | Dealer Pkg. 5 Cards 1 Pc. per Card | OEM Bulk Pkg. 10 Pcs. | Ship Wt. Carton Lbs. DP/OEM Bulk |
|----------------------|-----------------------------|--|--------------------------|--|
| 3-3/4 x 3 | 2 | 0336004DP | 0336004CHR | 0.9/1.5 |
| 4-3/8 x 4 | 3 | 033604ADP | 033604ACHR | 1.3/2.1 |
| 4-1/2 x 3 | 2 | 0336005DP | 0336005CHR | 1.0/1.5 |
| 5-3/8 x 4 | 3 | 033605ADP | 033605ACHR | 1.6/2.5 |
| 5-1/4 x 3 | 2 | 0336006DP | 0336006CHR | 1.2/1.8 |
| 6-3/8 x 4 | 3 | 033606ADP | 033606ACHR | 1.8/3.0 |

Screw Size #4 R.H.



#4

#5

#6

FIG. 0336

COWL & CLAM SHELL VENTILATORS

Compartment Ventilators and Bells



FIG. 1312

FIG. 1312 - COWL VENTILATOR
CHROME PLATED ZINC ALLOY COWL WITH BLACK PLASTIC BASE
3" DUCT THREADS INTO NECK, HOSE CLAMPS NOT REQUIRED



ORDERING INFORMATION

| Cowl Opening Square Inches | Length Overall Inches | Width Overall Inches | Height Overall Inches | Dealer Pkg. 5 Cards 1 Pc. per Card | OEM Bulk Pkg. 50 Pcs. | Screw Size | Ship Wt. Carton Lbs. DP/OEM Bulk |
|----------------------------|-----------------------|----------------------|-----------------------|------------------------------------|-----------------------|------------|----------------------------------|
| 8 | 5-3/4 | 4-3/8 | 2-5/8 | 1312DP0CHR | 1312000CHR | 8 | 4.8/24.4 |



FIG. 0870

FIG. 0870 - COWL VENTILATOR
CHROME PLATED ZINC ALLOY COWL WITH BLACK PERKO•KOTE BASE
3" DUCT THREADS INTO NECK, HOSE CLAMPS NOT REQUIRED



ORDERING INFORMATION

| Cowl Opening Square Inches | Length Overall Inches | Width Overall Inches | Height Overall Inches | Dealer Pkg. 1 Pc | OEM Bulk Pkg. 5 Pcs. | Screw Size | Ship Wt. Carton Lbs. DP/OEM Bulk |
|----------------------------|-----------------------|----------------------|-----------------------|------------------|----------------------|------------|----------------------------------|
| 7-1/3 | 5-1/8 | 4 | 3-7/8 | 0870DP0CHR | 0870000CHR | 10 | 1.4/6.6 |



FIG. 0510

FIG. 0510 - COWL VENTILATOR
POLISHED OR CHROME PLATED BRASS, CAST BRONZE DECK PLATE
Internal Thumb Screw Allows Cowl to be Locked in any Position
Ventilators are Painted White Inside Only

ORDERING INFORMATION

| I.D. Deck Plate Inches | O.D. Deck Plate Inches | Dia. Cowl Inches | Height Overall Inches | Polished Brass Standard Pkg. - 1 Pc. | Chrome Plated Brass Standard Pkg. - 1 Pc. | Screw Size | Ship Wt. Carton Lbs. Std Pol/Std Chr |
|------------------------|------------------------|------------------|-----------------------|--------------------------------------|---|------------|--------------------------------------|
| 4 | 7-1/16 | 8 | 11 | 0510004POL | 0510004CHR | 10 | 5.9/5.9 |

For Spare Deck Plates, Covers and Keys; Refer to Fig. No. 0526, Page 143.



FIG. 0315

FIG. 0315 - CLAM SHELL VENTILATOR
CHROME PLATED BRASS



ORDERING INFORMATION

| Dimensions Base Inches | Height Opening Inches | Width Opening Inches | Dealer Pkg. 10 Cards 1 Pc. per Card | OEM Bulk Pkg. 100 Pcs. | Screw Size | Ship Wt. Carton Lbs. DP/OEM Bulk |
|------------------------|-----------------------|----------------------|-------------------------------------|------------------------|------------|----------------------------------|
| 1-5/8 x 1-1/2 | 7/16 | 7/8 | 0315DP1CHR | 0315001CHR | 4 | 0.5/3.3 |
| 2 x 2 | 9/16 | 1-7/8 | 0315DP2CHR | 0315002CHR | 6 | 1.1/8.0 |



FIG. 0339

FIG. 0339 - CLAM SHELL VENTILATOR
CHROME PLATED BRASS



ORDERING INFORMATION

| Dimensions Base Inches | Height Opening Inches | Width Opening Inches | Dealer Pkg. 5 Cards 1 Pc. per Card | OEM Bulk Pkg. 25 Pcs. | Screw Size | Ship Wt. Carton Lbs. DP/ OEM Bulk |
|------------------------|-----------------------|----------------------|------------------------------------|-----------------------|------------|-----------------------------------|
| 4 x 3-3/4 | 1-5/8 | 2-1/2 | 0339DP0CHR | 0339000CHR | 6 | 2.4/8.5 |

UNDERWATER HARDWARE PACKAGING

Here is the newest member of the Perko packaging program – the Perko hang tag. These durable little tags have everything a retailer needs to showcase products and ring up sales. On each tag you will find the Perko name colorfully printed in blue, our figure number, a product description and the bar code for your scanner. There is even a California Proposition 65 statement (where applicable) on the back. These tags are designed to securely hold on to the product and hang from your standard peg hooks. And since the tags are small, you can also simply toss them into a bulk bin if you prefer. Either way, the tags will stay attached, unlike stickers that fall off bronze parts. These tags are available on thru hulls, adapters and several types of strainers. Look for the "DP" designation. Our "DP" Dealer Package for small items (like the smaller thru hull fittings and tailpieces) will be a 5 or 10 piece bulk box with a bar code label on each individual unit. **THESE 5 OR 10 PIECE CARTONS CANNOT BE BROKEN.** Larger items (like valves & strainers) will be available individually boxed as a single unit standard package with a bar code label on the outside of the box.

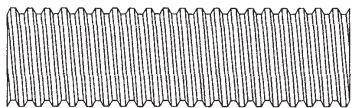
To be sure the parts you receive are bar coded for Retail Sale, order either a "DP" version or a single unit standard package.



All of our small repair/replacement strainer parts are now bar coded. Top Castings (99A), Bottom Castings (99B), Transparent Cylinders (99C), Strainer Baskets (99D) and Covers (99E) are available individually boxed as bar coded single unit standard packages. Smaller items or kits including Cover Hardware Kits (99L), Gasket Kits (99M & 99R) and Tie Rod Kits (99P) are individually packaged as "DP" items in bags with a bar code label.

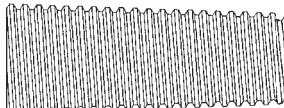
UNDERSTANDING UNDERWATER HARDWARE PIPE THREAD STYLES

Straight Pipe Threads



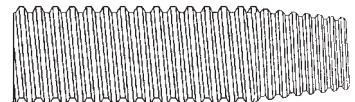
Straight pipe threads are used where connections are purely mechanical and/or bedding compounds are generally used. The intake side of all Seacocks, thru-hulls and scuppers with hose barbs, and all flanged lock nuts use straight threads.

Tapered Pipe Threads



Tapered pipe threads are used where connections must also be watertight. The output side of Seacocks, in-line valves, hose adapters, drain plugs, raw water and pump strainers use tapered threads.

Combination Tapered/Straight Pipe Threads



On all other thru-hulls, scuppers and intake strainers we use a unique combination tapered/straight pipe thread. The first few threads are tapered. The rest remain straight threads. This approach allows the same thru-hull to seal when coupled with an in-line valve or to engage at various depths when connected to a Seacock.

FLUSH PRO™

FIG. 0456 - FLUSH PRO™ MARINE ENGINE FLUSHING & WINTERIZING VALVE

FIG. 0457 - FLUSH PRO™ MARINE ENGINE FLUSHING & WINTERIZING VALVE & KIT

CONSTRUCTION:

- ★ PLASTIC
- ★ STAINLESS STEEL SPRING
- ★ AVAILABLE FOR STANDARD 5/8", 1" OR 1-1/4" HOSE SIZES

FINALLY! FRESHWATER FLUSHING OF YOUR INBOARD IS AS SIMPLE AS CONNECTING A GARDEN HOSE

- Flush your boat engine safely and easily
- Transparent body allows for visual inspection of water flow
- Durable check valve system activated by water pressure from a garden hose
- Check valve automatically shuts off hull intake when water pressure is applied
- Adapter supplied with FlushPro™ makes winterizing your boat easy
- Can be used with onboard generators

FIG. 0456

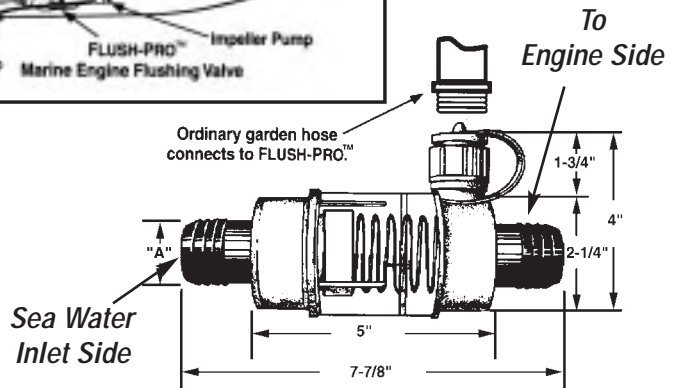
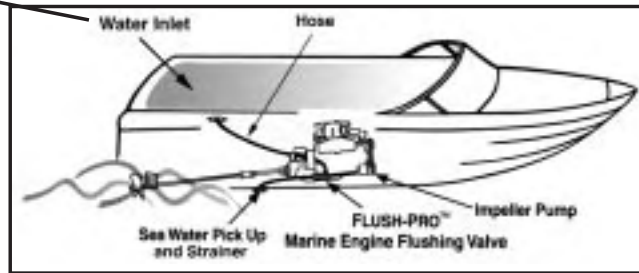


Fig. 0457 Kit Includes:

Hose Fittings and Clamps



7 Feet of Hose

FlushPro™ Valve with Hose Clamps



Water Inlet Fitting



ORDERING INFORMATION



| Includes | "A" Dimension For Hose Size Inches | Dealer Pkg. 1 Pc. | OEM Bulk Pkg. 5 Pcs. | Ship Wt. Carton Lbs. DP/OEM Bulk Pkg. |
|-------------|------------------------------------|-------------------|----------------------|---------------------------------------|
| Valve | 5/8 | 0456DP4 | 0456004 | 1.6/4.2 |
| Valve | 1 | 0456DP6 | 0456006 | 1.5/4.3 |
| Valve | 1-1/4 | 0456DP7 | 0456007 | 1.5/4.3 |
| Valve & Kit | 5/8 | 0457DP4 | 0457004 | 3.1/12.4 |
| Valve & Kit | 1 | 0457DP6 | 0457006 | 3.2/12.8 |
| Valve & Kit | 1-1/4 | 0457DP7 | 0457007 | 3.1/12.4 |

Underwater Hardware Deck Plates, Fills and Vents

FLUSHING STRAINER

FIG. 0593 - FLUSHING STRAINER

PERKO FLUSHING STRAINERS ARE DESIGNED FOR EASY INSTALLATION AND CLEANING. FEATURES INCLUDE MOUNTING LUGS CAST INTO BOTH SIDES TO ASSURE UNIVERSAL MOUNTING, FOUR OUTSIDE TIE RODS AND A 316 STAINLESS STEEL STRAINER BASKET TO MINIMIZE ELECTROLYSIS. SCREEN HOLE SIZE DIAMETER .077 INCHES, 46% OPEN AREA. HINGED LUGS FOR THE CAST BRONZE COVER PERMIT EASY REMOVAL AND CLEANING OF THE STRAINER BASKET. A DRAIN PLUG IN THE BOTTOM CASTING IS PROVIDED FOR EASILY REMOVING SEDIMENT AND DRAINING FOR WINTERIZING.

FRESH WATER FLUSHES YOUR INBOARD OR GENERATOR SIMPLY AND EASILY

CONSTRUCTION:

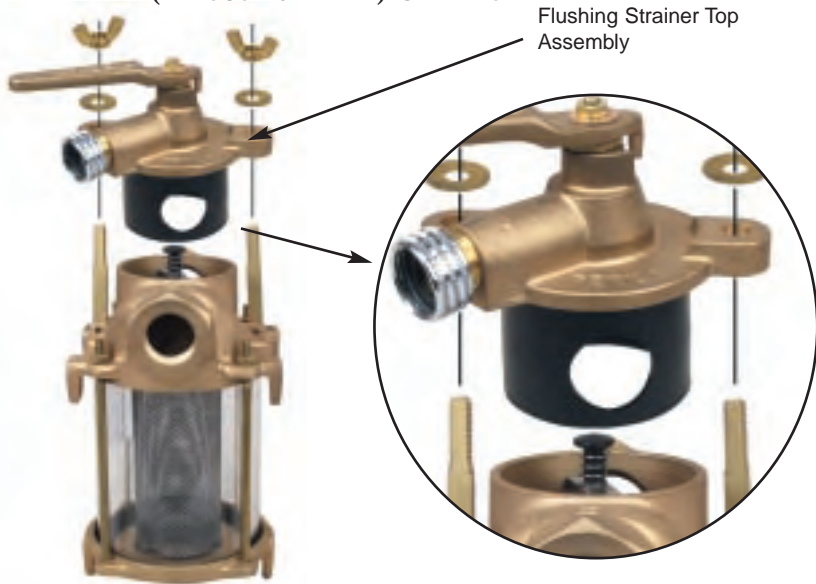
★ CAST BRONZE

★ AVAILABLE IN 1/2", 3/4", 1", OR 1-1/4" PIPE SIZES

- RELIABLE PERKO "MADE IN USA" QUALITY
- USES STANDARD PERKO STRAINER REPLACEMENT PARTS (BASKETS, GASKETS, CYLINDERS, NUTS AND TIE RODS)
- HANDLE INDICATES FLOW DIRECTION
- TOP CASTING REMOVES EASILY FOR BASKET CLEANING
- REVERSIBLE BULKHEAD MOUNTING OPTION
- SMOOTH ACTING, LOW TORQUE BALL VALVE
- CAN ACT AS AN EMERGENCY BILGE PUMP
- INTERNAL CAM SEALS FRESH WATER INTAKE DURING NORMAL (THROUGH STRAINER) OPERATION



Fig. 0593



ORDERING INFORMATION

| Pipe Size Inches | Height Overall Inches | Width Overall Inches | Standard Pkg. - 1 Pc. | Dimensions Cylinder Inches | Dimensions Basket Inches | Open Area To Pipe Size Ratio | Weight Pounds | Spare Gasket Kit* Dealer Pkg. - 5 Kts. 1 Kit per Bag |
|------------------|-----------------------|----------------------|-----------------------|----------------------------|--------------------------|------------------------------|---------------|--|
| 1/2 | 5-3/4 | 4-1/2 | 0593004PLB | 3-1/2 x 4 | 1-13/16 x 4-3/8 | 30:1 | 4.7 | 0493DP599R |
| 3/4 | 8-3/8 | 4-1/2 | 0593005PLB | 3-1/2 x 6 | 1-13/16 x 6-1/4 | 25:1 | 5 | 0493DP599R |
| 1 | 9-1/2 | 5-1/2 | 0593006PLB | 4-1/2 x 5-1/2 | 2-5/8 x 5-7/8 | 20:1 | 8 | 0493DP799R |
| 1-1/4 | 10 | 5-1/2 | 0593007PLB | 4-1/2 x 6 | 2-5/8 x 6-1/4 | 13:1 | 8 | 0493DP799R |

FLUSHING STRAINER SPARE PARTS ORDERING INFORMATION

| Description | Spare Part Code | Sample Part Number | Package | Description | Spare Part Code | Sample Part Number | Package |
|------------------|-----------------|--------------------|---------|-------------|-----------------|--------------------|---------|
| Handle (Fig 805) | .99D | 080500599D** | Boxed | Sleeve Assy | .99B | 059300499B | Boxed |
| Valve Shaft | .99A | 059300499A | Boxed | Cover Assy | 99C | 059300499C | Boxed |

See Pages 130-131 For Additional Spare Parts Ordering Information and Differential Pressure Graphs.
 *Spare Gasket Kit Consists of: 1 Cover Gasket and 2 Cylinder Gaskets.
 ** For Complete Handle Part Numbers See Fig. 0805 on page 135.

Underwater Hardware Deck Plates, Fills and Vents

INTAKE WATER STRAINERS

FIGS. 0493 & 0500 - INTAKE WATER STRAINERS

PERKO WATER STRAINERS ARE DESIGNED FOR EASY INSTALLATION AND CLEANING. FEATURES INCLUDE MOUNTING LUGS CAST INTO BOTH SIDES TO ASSURE UNIVERSAL MOUNTING, FOUR OUTSIDE TIE RODS AND A 316 STAINLESS STEEL STRAINER BASKET TO MINIMIZE ELECTROLYSIS. SCREEN HOLE SIZE DIAMETER .077 INCHES, 46% OPEN AREA. HINGED LUGS FOR THE CAST BRONZE COVER PERMIT EASY REMOVAL AND CLEANING OF THE STRAINER BASKET. A DRAIN PLUG IN THE BOTTOM CASTING IS PROVIDED FOR EASILY REMOVING SEDIMENT AND DRAINING FOR WINTERIZING.

FOR APPLICATIONS REQUIRING HIGHER CAPACITY SEE FIG. 0500 BELOW

CONSTRUCTION:
★ CAST BRONZE



Fig. 0493



Fig. 0500

ORDERING INFORMATION FOR FIG. 0493

| Pipe Size Inches | Height Overall Inches | Width Overall Inches | Standard Pkg. - 1 Pc. | Dimensions Cylinder Inches | Dimensions Basket Inches | Open Area To Pipe Size Ratio | Ship Wt. Carton Lbs. Standard Pkg. | Spare Gasket Kit* Dealer Pkg. - 5 Kts. 1 Kit. per Bag |
|------------------|-----------------------|----------------------|-----------------------|----------------------------|--------------------------|------------------------------|------------------------------------|---|
| 1/2 | 5-3/4 | 4-1/2 | 0493004PLB | 3-1/2 x 4 | 1-13/16 x 4-3/8 | 30:1 | 4.7 | 0493DP599M (or) 99R |
| 3/4 | 8-3/8 | 4-1/2 | 0493005PLB | 3-1/2 x 6 | 1-13/16 x 6-1/4 | 25:1 | 5.1 | 0493DP599M (or) 99R |
| 1 | 9-1/2 | 5-1/2 | 0493006PLB | 4-1/2 x 5-1/2 | 2-5/8 x 5-7/8 | 20:1 | 8.0 | 0493DP799M (or) 99R |
| 1-1/4 | 10 | 5-1/2 | 0493007PLB | 4-1/2 x 6 | 2-5/8 x 6-1/4 | 13:1 | 8.0 | 0493DP799M (or) 99R |
| 1-1/2 | 11-1/2 | 7-1/4 | 0493008PLB | 6 x 8 | 3-5/16 x 8-7/16 | 17:1 | 14.0 | 0493DP999M (or) 99R |
| 2 | 16 | 7-1/2 | 0493009PLB | 6 x 12 | 3-5/16 x 12-1/4 | 13:1 | 18.0 | 0493DP999M (or) 99R |
| 2-1/2 | 16 | 7-1/2 | 0493010PLB | 6 x 12 | 3-5/16 x 12-1/2 | 10:1 | 18.0 | 0493DP999M (or) 99R |

ORDERING INFORMATION FOR FIG. 0500

| Pipe Size Inches | Height Overall Inches | Width Overall Inches | Standard Pkg. - 1 Pc. | Dimensions Cylinder Inches | Dimensions Basket Inches | Open Area To Pipe Size Ratio | Ship Wt. Carton Lbs. Standard Pkg. | Spare Gasket Kit* Standard Pkg. - 1 Kit |
|------------------|-----------------------|----------------------|-----------------------|----------------------------|--------------------------|------------------------------|------------------------------------|---|
| 2 | 14-1/2 | 9 | 0500009PLB | 8 x 10 | 3-7/8 x 10-1/4 | 20:1 | 36.2 | 0500DP999M (or) 99R |
| 2-1/2 | 16-1/2 | 9 | 0500010PLB | 8 x 12 | 3-7/8 x 12-1/4 | 18:1 | 35.0 | 0500DP999M (or) 99R |
| 3 | 18-1/2 | 9 | 0500011PLB | 8 x 14 | 3-7/8 x 14-1/4 | 14:1 | 34.6 | 0500DP999M (or) 99R |

*Spare Gasket Kit Consists of: 1 Cover Gasket and 2 Cylinder Gaskets.

INTAKE WATER STRAINER & FLUSHING STRAINER SPARE PARTS ORDERING INFORMATION

For Spare Part No. Insert a Spare Part Code Listed Below in Place of the "PLB" in the Strainer's Catalog Number (i.e., 049300699A, Top Casting for 1" (#6) Strainer).

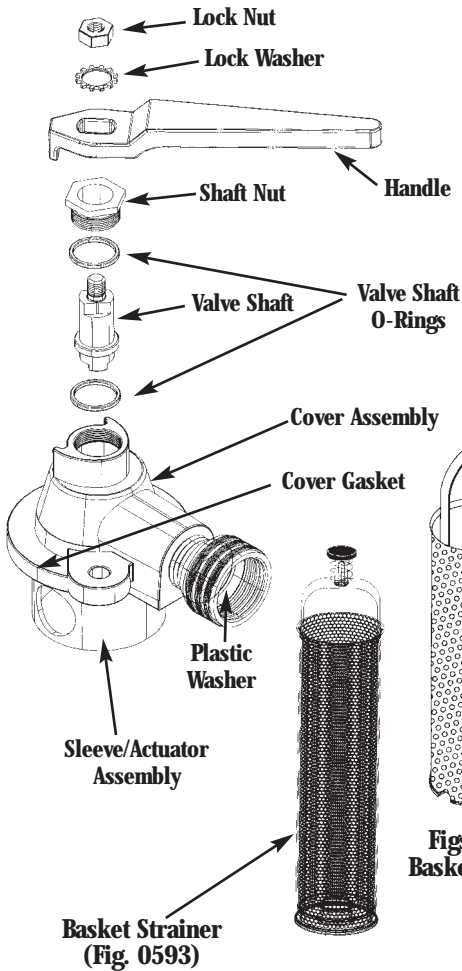
| Description | Spare Part Code | Sample Part Number | Package | Description | Spare Part Code | Sample Part Number | Package |
|----------------------------------|-----------------|--------------------|---------|--|-----------------|--------------------|---------|
| Top Casting | .99A | 049300499A | Boxed | Cork Gasket Kit Consists of: 1- Cover Gasket and 2- Cork Cylinder Gaskets99M* | .99M* | 0493DP599M | Bag |
| Bottom Casting | .99B | 049300499B | Boxed | | | | |
| Transparent Cylinder | .99C | 049300499C | Boxed | Rubber Gasket Kit Consists of: 1- Cover Gasket and 2- Rubber Cylinder Gaskets99R* | .99R* | 0493DP599R | Bag |
| Basket Strainer | .99D | 049300499D | Boxed | | | | |
| Cover with Gasket | .99E | 049300499E | Boxed | Tie Rods, Nuts and Washers Consists of (4 Each for 0493 Series) (1 Each for 0500 Series)99P | .99P | 0493DP499P | Bag |
| Hinged Bolt for Cover | | | | | | | |
| With Pin, Nut and Washer | .99L | 0493DP599L | Bag | | | | |
| Cork Cover Gasket Kit (Set of 2) | .99N | 0493DP599N | Bag | | | | |

* Note: Older model strainers utilizing cork cylinder gaskets must order 99M Cork Gasket Kit and newer model strainers must order 99R Rubber Gasket Kit.

INTAKE & FLUSHING WATER STRAINERS

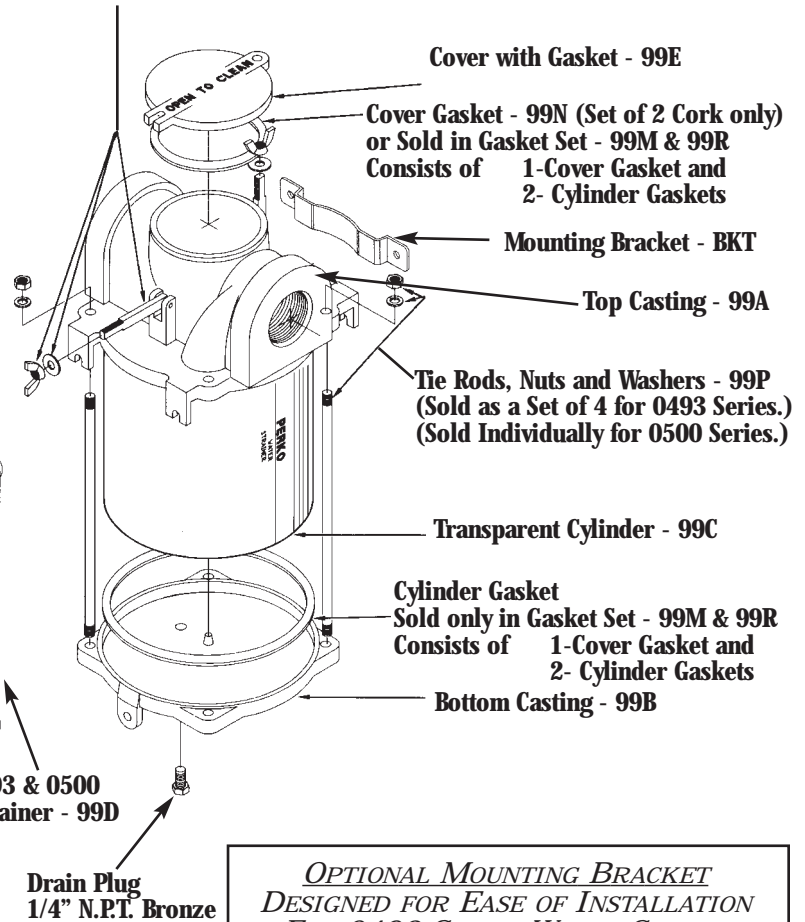
FIGS. 0493 & 0500 - INTAKE WATER STRAINERS AND FIG. 0593 FLUSHING STRAINER SPARE PARTS ORDERING INFORMATION

Fig. 0593 Flushing Strainer



Figs. 0493 & 0500 Intake Strainer

Hinged Bolt for Cover with Pin, Nut and Washers - 99L

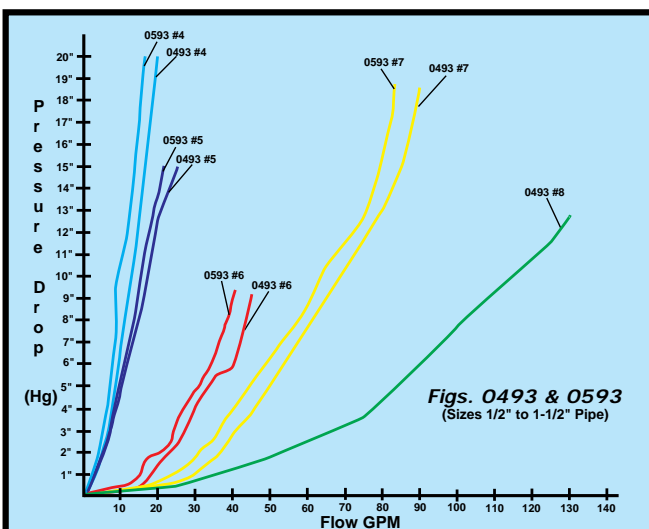


*OPTIONAL MOUNTING BRACKET
DESIGNED FOR EASE OF INSTALLATION
OF FIG. 0493 SERIES WATER STRAINERS*

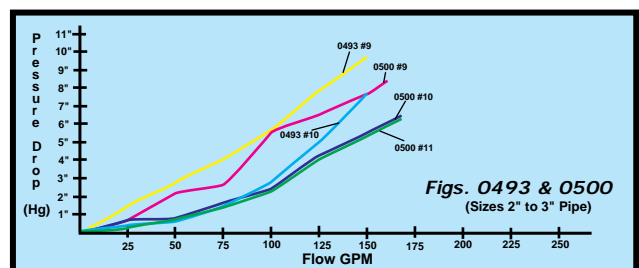


| PART NUMBER | FITS STRAINER SIZE |
|-------------|--------------------|
| 0493045BKT | 4 & 5 |
| 0493067BKT | 6 & 7 |
| 0493089BKT | 8 & 9 |

FIGS. 0493 & 0593 - DIFFERENTIAL PRESSURE GRAPHS



FIGS. 0493 & 0500 - DIFFERENTIAL PRESSURE GRAPHS



STRAINERS



Fig. 0065



Fig. 0066



Fig. 0086



Underwater Hardware Deck Plates, Fills and Vents

FIG. 0065 - INTAKE STRAINER

CONSTRUCTION:

- ★ CAST BRONZE
- ★ MACHINED SLOTS



ORDERING INFORMATION

| Max. Pipe Size Inches | Max. Hull Thickness Inches | Dimensions Strainer Inches | Dealer Pkg. 5 Pcs | OEM Bulk Pkg. 10 Pcs. | Ship Wt. Carton Lbs. DP/OEM Bulk |
|-----------------------|----------------------------|----------------------------|-------------------|-----------------------|----------------------------------|
| 1/2 | 2-1/4 | 3 x 4 | 0065DP4PLB | 0065004PLB | 3.5/7.0 |
| 3/4 | 2-3/16 | 3 x 4 | 0065DP5PLB | 0065005PLB | 5.6/11.0 |
| 1 | 2-1/2 | 3 x 4 | 0065DP6PLB | 0065006PLB | 5.9/12.1 |
| 1-1/4 | 3 | 3-1/4 x 4-1/4 | 0065DP7PLB | 0065007PLB | 8.2/16.7 |

Screw Size #8.
Spare Flanged Nut See Fig. 0075, on page 142

FIG. 0066 - SCOOP STRAINER

CONSTRUCTION:

- ★ CAST BRONZE
- ★ MACHINED SLOTS



ORDERING INFORMATION

| For Thru-Hull Sizes Inches | Dimensions Strainer Inches | Dealer Pkg. 5 Pcs | Standard Package - 5 Pcs. | Ship Wt. Carton Lbs. DP/Std. Pkg. |
|----------------------------|----------------------------|-------------------|---------------------------|-----------------------------------|
| 3/8 & 1/2 | 3-1/2 x 2-1/2 | 0066DP1PLB | 0066001PLB | 1.9/1.9 |
| 3/4 & 1 | 5 x 3-1/4 | 0066DP2PLB | 0066002PLB | 4.3/4.2 |
| 1-1/4 & 1-1/2 | 6-1/4 x 4-1/4 | 0066DP3PLB | 0066003PLB | 6.5/6.1 |
| 2 | 8 x 5-1/8 | 0066DP4PLB | 0066004PLB | 10.2/10.2 |

Screw Size #8.

FIG. 0086 - ROUND STRAINER

CONSTRUCTION:

- ★ CAST BRONZE
- ★ DRILLED HOLES



ORDERING INFORMATION

| For Thru-Hull Sizes Inches | O.D. Inches | I.D. Inches | Dealer Pkg. 5 Pcs. | Standard Package - 5 Pcs. | Screw Size | Ship Wt. Carton Lbs. DP/Std. Pkg. |
|----------------------------|-------------|-------------|--------------------|---------------------------|------------|-----------------------------------|
| 3/8 & 1/2 | 2-1/2 | 1-5/8 | 0086 DP1 PLB | 0086 001 PLB | 8 | 0.9/0.8 |
| 3/4 | 3 | 2 | 0086 DP2 PLB | 0086 002 PLB** | 8 | 2.2/8.8 |
| 1 | 3-1/2 | 2-3/8 | 0086 DP3 PLB | 0086 003 PLB | 8 | 1.9/1.6 |
| 1-1/4 & 1-1/2 | 4 | 3 | 0086 DP4 PLB | 0086 004 PLB | 8 | 2.8/2.7 |
| 2 | 5 | 3-3/4 | 0086 DP5 PLB | 0086 005 PLB | 8 | 4.3/4.3 |
| 2-1/2 | 6 | 4-1/2 | ----- | 0086 006 PLB* | 10 | ---/1.2 |
| 3 | 8 | 6-1/4 | ----- | 0086 007 PLB* | 10 | ---/2.7 |

* Standard Package - 1 pc.

** Standard Package - 25 pcs.

PUMP STRAINERS & GARBOARD DRAIN PLUG

FIG. 0709 - PUMP STRAINER

CONSTRUCTION:

★ *CAST BRONZE*



ORDERING INFORMATION

| Hose Size Inches | Length Overall Inches | Width Overall Inches | Dealer Pkg. 5 Pcs. | Ship Wt. Carton Lbs. Dealer Pkg. |
|---------------------|--------------------------|-------------------------|-----------------------|--|
| 5/8 | 3-5/8 | 1-3/4 | 0709DP0PLB | 2.7 |



FIG. 0709

FIGS. 0721 & 0722 - PUMP STRAINERS

CONSTRUCTION:

★ *CAST BRONZE*

ORDERING INFORMATION

| Pipe Size Inches | Length Overall Inches | Width Overall Inches | Standard Package - 1 Pcs. | Ship Wt. Carton Lbs. Standard Pkg. |
|---------------------|--------------------------|-------------------------|---------------------------|--|
| 1-1/4 | 4-3/4 | 2-3/4 | 0721000PLB | 1.6 |
| 1-1/4 | 4-1/2 | 2-3/4 | 0722000PLB | 1.6 |




FIG. 0721



FIG. 0722

FIG. 0124 - GARBOARD DRAIN PLUG

CONSTRUCTION:

- ★ *CAST BRONZE FLANGE*
- ★ *BRASS PLUG*
- ★ *COMPLETE WITH ZINC ALLOY PLATED STEEL WRENCH*

ORDERING INFORMATION

| Pipe Size Inches | Length Threaded Neck Inches | O.D. Flange Inches | Standard Package - 5 Pcs. | Screw Size | Ship Wt. Carton Lbs. Standard Pkg. |
|---------------------|--------------------------------|-----------------------|---------------------------|------------|--|
| 1 | 1 | 3-1/8 | 0124000PLB | 10 | 5.9 |

SPARE PARTS ORDERING INFORMATION

Wrench: 012400099A
Plug: 012400099B



FIG. 0124

Underwater Hardware Deck Plates, Fills and Vents

GARBOARD DRAIN PLUGS



FIG. 0266

FIG. 0266 - GARBOARD DRAIN PLUG

CONSTRUCTION:

★ CAST BRONZE



ORDERING INFORMATION

| Pipe Size Inches | Length Threaded Neck Inches | O.D. Flange Inches | Dealer Pkg. 5 Cards 1 Pc. per Card | OEM Bulk Pkg. 25 Pcs. | Screw Size | Ship Wt. Carton Lbs. DP/OEM Bulk |
|---------------------|--------------------------------------|--------------------------|--|-----------------------------|---------------|--|
| 3/4 | 5/8 | 2-3/8 | 0266DP0PLB | 0266000PLB | 8 | 4.5/17.9 |

Spare Plug: 0370DP0PLB.



FIG. 0363

FIG. 0363 - GARBOARD DRAIN PLUG

CONSTRUCTION:

★ CAST BRONZE



ORDERING INFORMATION

| Pipe Size Inches | Maximum Hull Thickness Inches | Length Threaded Neck Inches | O.D. Flange Inches | Dealer Pkg. 5 Cards 1 Pc. per Card | OEM Bulk Pkg. 25 Pcs. | Ship Wt. Carton Lbs. DP/OEM Bulk |
|---------------------|--|--------------------------------------|--------------------------|--|-----------------------------|--|
| 3/4 | 3/4 | 1-1/4 | 2-3/8 | 0363DP0PLB | 0363000PLB | 5.4/22.3 |

Spare Plug: 0370DP0PLB.



FIG. 0714 No. 1



FIG. 0714 No. 2

FIGS. 0714 & 0737 - GARBOARD DRAIN PLUGS

CONSTRUCTION:

★ CAST BRONZE FLANGE WITH BRASS PLUG
NO. 2 STYLE HAS STAINLESS STEEL PIN

FIG. 737

Complete with Brass Backing Plate and Fasteners.



ORDERING INFORMATION

| Pipe Size Inches | O.D. Flange Inches | Dealer Pkg. 5 Cards 1 Pc. per Card | OEM Bulk Pkg. 50 Pcs. | Screw Size | Ship Wt. Carton Lbs. DP/ OEM Bulk |
|---------------------|--------------------------|--|-----------------------------|---------------|---|
| 1/2 | 2 | 0714DP1PLB | 0714001PLB | 8 | 1.6/12.2 |
| 1/2 | 2 | 0714DP2PLB | 0714002PLB | 8 | 1.5/12.8 |

| Pipe Size Inches | Hull Thickness Inches | O.D. Flange Inches | Display Pkg. 5 Cards 1 Pc. per Card | Screw Size | Ship Wt. Carton Lbs. Display Pack |
|---------------------|-----------------------------|--------------------------|---|---------------|---|
| 1/2 | 7/16 | 2 | 0737DP1PLB | 8-32 | 2.1 |
| 1/2 | 7/16 | 2 | 0737DP2PLB | 8-32 | 2.2 |



FIG. 0737 No. 1



FIG. 0737 No. 2

SPARE PARTS ORDERING INFORMATION

Plug Size No. 1: 0742DP1

Plug Size No. 2: 0742DP2

FIGS. 0834 & 0835 - SEACOCKS - BALL VALVE DESIGN

CONSTRUCTION:

★ *CAST BRONZE*

FIG. 0834 - WITH 90° CURVED HOSE ADAPTER

FIG. 0835 - WITH STRAIGHT HOSE ADAPTER

**Includes Thru-Hull, Hose Adapter, Drain Plug,
Four Pre-Drilled Mounting Holes and Bonding Screw.**

**PERKO Seacocks Incorporate a Plastic Ball and Seat
Assuring a Tight Seal and Ease of Operation, and
Drain Plugs for Winterizing. Handles are Easily Removed.**



FIG. 0834



FIG. 0835

ORDERING INFORMATION

| Hose Size Inches | Pipe Size Inches | Flange Dia. Inches | Fig. 0834 Overall Height* | Fig. 0834 Standard Pkg. - 1 Pc | Ship Wt. Carton Lbs. Standard Pkg | Fig. 0835 Overall Height* | Fig. 0835 Standard Pkg. - 1 Pc. | Bolt Size | Ship Wt. Carton Lbs. Standard Pkg |
|---------------------|---------------------|-----------------------|------------------------------|-----------------------------------|---|------------------------------|------------------------------------|-----------|---|
| 3/4 | 3/4 | 3-1/4 | 5-7/8 | 0834005PLB | 3.1 | 5 | 0835005PLB | 5/16 | 2.9 |
| 1 | 1 | 4-3/8 | 6-3/8 | 0834006PLB | 4.9 | 5-3/8 | 0835006PLB | 3/8 | 5.0 |
| 1-1/4 | 1-1/4 | 4-7/8 | 7-5/8 | 0834007PLB | 7.0 | 6-1/4 | 0835007PLB | 3/8 | 6.1 |
| 1-1/2 | 1-1/2 | 5-1/2 | 8-3/8 | 0834008PLB | 9.0 | 6-5/8 | 0835008PLB | 3/8 | 8.2 |
| 2 | 2 | 5-3/4 | 10-3/8 | 0834009PLB | 13.5 | 7-7/8 | 0835009PLB | 3/8 | 13.5 |
| 2-1/2 | 2-1/2 | 7-1/4 | 12-1/2 | 0834010PLB | 25.0 | 10-3/8 | 0835010PLB | 1/2 | 25.0 |
| 3 | 3 | 8 | 14-3/8 | 0834011PLB | 32.0 | 12 | 0835011PLB | 1/2 | 32.0 |

* Overall Height is measured from the top of the hose adapter to the bottom of the flange.

FIG. 0805 - SEACOCK BODY - BALL VALVE DESIGN

CONSTRUCTION:

★ *CAST BRONZE*

**These Valve Bodies are Offered to Meet the Needs of Applications
that Require Extra Long, Scoop or Flush Type Thru-Hulls.**

ORDERING INFORMATION

| Flange Diameter Inches | Overall Height Inches* | Pipe Size Inches | Fig. 0805 Standard Pkg. - 1 Pc. | Ship Wt. Carton Lbs. Standard Pkg |
|---------------------------|---------------------------|---------------------|------------------------------------|---|
| 3-1/4 | 3-3/8 | 3/4 | 0805005PLB | 2.3 |
| 4-3/8 | 3-3/4 | 1 | 0805006PLB | 3.9 |
| 4-7/8 | 4-1/4 | 1-1/4 | 0805007PLB | 5.3 |
| 5-1/2 | 4-1/2 | 1-1/2 | 0805008PLB | 6.4 |
| 5-3/4 | 5-3/4 | 2 | 0805009PLB | 11.0 |
| 7-1/4 | 7-1/2 | 2-1/2 | 0805010PLB | 19.3 |
| 8 | 7-3/4 | 3 | 0805011PLB | 21.2 |

* Overall Height is measured from the top of the valve body to the bottom of the flange.



FIG. 0805



SPARE PARTS ORDERING INFORMATION

The Repair Kits Listed Below Consist of: 1 Ball, 2 Ball Seats and 2 O-Rings for the Valve Stem.

| Pipe Size Inches | Repair Kit Part No. | Pipe Size Inches | Repair Kit Part No. | Handle Size | Part No. |
|---------------------|------------------------|---------------------|------------------------|----------------|------------|
| 3/4 | 080500599B | 2-1/2 | 080501099B | Size 7 | 080500799D |
| 1 | 080500699B | 3 | 080501199B | Size 8 | 080500899D |
| 1-1/4 | 080500799B | Handle | | Size 9 | 080500999D |
| 1-1/2 | 080500899B | Size 5 | 080500599D | Size 10 | 080501099D |
| 2 | 080500999B | Size 6 | 080500699D | Size 11 | 080501199D |

Underwater Hardware Deck Plates, Fills and Vents

IN LINE VALVE & PIPE TO HOSE ADAPTERS



FIG. 0825

FIG. 0825 - INLINE VALVE

CONSTRUCTION:

- ★ CAST BRONZE
- ★ DRAIN PLUG AND BONDING SCREW INCLUDED
- ★ BALL VALVE FOR SMOOTH OPERATION

ORDERING INFORMATION

| Pipe Size Inches | Standard Package - 1 Pc. | OEM Bulk Pkg. | Ship Wt. Carton Lbs. Std Pkg./OEM Bulk |
|---------------------|-----------------------------|------------------|--|
| 1/2 | 0825004PLB | 10 | 0.9/9.0 |
| 3/4 | 0825005PLB | 10 | 1.1/11.0 |
| 1 | 0825006PLB | 10 | 1.8/18.0 |
| 1-1/4 | 0825007PLB | 10 | 2.8/28.0 |
| 1-1/2 | 0825008PLB | 5 | 4.1/20.5 |

Underwater Hardware Deck Plates, Fills and Vents



FIG. 0063

FIG. 0063 - PIPE TO HOSE ADAPTER

CONSTRUCTION:

- ★ CAST BRONZE
- ★ CAST HEX FOR EASIER INSTALLATION
- ★ CURVED 90 DEGREES

ORDERING INFORMATION

| Pipe Size Inches | Hose Size Inches | Length Overall Inches | Standard Dealer Pkg. 5 Pcs. | Standard Package 1 Pc. | OEM Bulk Pkg. | OEM Bulk Pkg. Pcs. | Ship Wt. Carton Lbs. DP/Std/OEM Bulk |
|---------------------|---------------------|-----------------------------|-----------------------------------|------------------------------|---------------------|--------------------------|--|
| 3/4 | 3/4 | 4-1/2 | 0063DP5PLB | ----- | 0063005PLB | 25 | 2.5/--/9.6 |
| 1 | 1 | 4-3/4 | 0063DP6PLB | ----- | 0063006PLB | 25 | 3.2/--/16.0 |
| 1-1/4 | 1-1/4 | 5-1/2 | 0063DP7PLB | ----- | 0063007PLB | 25 | 5.1/--/25.2 |
| 1-1/2 | 1-1/2 | 6 | 0063DP8PLB | ----- | 0063008PLB | 10 | 6.7/--/13.5 |
| 2 | 2 | 7 | ----- | 0063009PLB | 0063009PLB | 10 | --/2.7/25.0 |
| 2-1/2 | 2-1/2 | 8-1/2 | ----- | 0063010PLB | ----- | --- | --/3.7/-- |
| 3 | 3 | 10 | ----- | 0063011PLB | ----- | --- | --/6.7/-- |

NOTE: The Above Item Meets the Requirements of U.S.C.G. Safety Standards, January 31, 1977 for Gasoline Fuel Systems, 33 CFR 183.




FIG. 0076

FIG. 0076 - PIPE TO HOSE ADAPTER

CONSTRUCTION:

- ★ CAST BRONZE
- ★ CAST HEX FOR EASIER INSTALLATION
- ★ PRECISION MACHINED HOSE BARB

ORDERING INFORMATION

| Pipe Size Inches | Hose Size Inches | Length Overall Inches | Dealer Pkg. 5 Pcs. | Standard Pkg. - 1 Pc. | OEM Bulk Pkg. 25 Pcs. | Ship Wt. Carton Lbs. DP/Std/OEM Bulk |
|---------------------|---------------------|-----------------------------|-----------------------|--------------------------|-----------------------------|--|
| 1/2 | 5/8 | 1-5/8 | 0076DP4PLB | ----- | 0076004PLB | 0.7/--/3.6 |
| 3/4 | 3/4 | 1-3/4 | 0076DP5PLB | ----- | 0076005PLB | 1.9/--/4.7 |
| 1 | 1 | 1-3/4 | 0076DP6PLB | ----- | 0076006PLB | 1.7/--/7.8 |
| 1-1/4 | 1-1/4 | 2 | 0076DP7PLB | ----- | 0076007PLB | 2.6/--/11.6 |
| 1-1/2 | 1-1/2 | 2-1/4 | 0076DP8PLB | ----- | 0076008PLB | 3.7/--/18.2 |
| 2 | 2 | 2-5/8 | ----- | 0076009PLB | ----- | --/1.2/-- |
| 2-1/2 | 2-1/2 | 4 | ----- | 0076010PLB | ----- | --/1.8/-- |
| 3 | 3 | 5-1/8 | ----- | 0076011PLB | ----- | --/3.0/-- |

NOTE: The Above Item Meets the Requirements of U.S.C.G. Safety Standards, January 31, 1977 for Gasoline Fuel Systems, 33 CFR 183.



THRU-HULL CONNECTIONS

FIG. 0350 - THRU-HULL CONNECTION FOR USE WITH HOSE**

CONSTRUCTION OPTIONS:

- ★ *CAST BRONZE, PLAIN OR CHROME PLATED*
- ★ *REGULAR OR SHORT LENGTH VERSIONS*

**FLANGE IS MACHINED TO FIT HULL AND GROOVED TO RETAIN BEDDING COMPOUND.
NECK IS THREADED TO APPROXIMATELY 3/16 INCH FROM FLANGE.**

REGULAR LENGTH - Fits Maximum Hull Thickness up to 2 Inches.

SHORT LENGTH - For Thin Hull Sections up to 5/8 Inches Maximum.



ORDERING INFORMATION

REGULAR LENGTH - PLAIN BRONZE

| Max. Hose Size Inches | Hull Thickness Inches | O.D. Flange Inches | Plain Bronze Dealer Pkg. 5 Pcs. | Plain Bronze OEM Bulk Pkg. 10 Pcs. | Ship Wt. Carton Lbs. DP/OEM Bulk |
|-----------------------|-----------------------|--------------------|---------------------------------|------------------------------------|----------------------------------|
| 5/8 | 1-1/16 | 1-1/2 | 0350004DPP | 0350004PLB | 1.6/3.1 |
| 3/4 | 1-5/8 | 1-7/8 | 0350005DPP | 0350005PLB | 2.8/5.5 |
| 1 | 1-3/4 | 2-1/4 | 0350006DPP | 0350006PLB | 4.1/8.4 |
| 1-1/8 | 1-3/4 | 2-1/4 | 035006ADPP | 035006APLB | 4.9/8.4 |
| 1-1/4 | 1-7/8 | 2-3/4 | 0350007DPP | 0350007PLB | 6.7/13.0 |
| 1-1/2 | 1-7/8 | 3-1/8 | 0350008DPP | 0350008PLB | 8.3/15.6 |
| 2 | 2 | 3-3/4 | ----- | 0350009PLB* | --/2.2 |

REGULAR LENGTH - CHROME PLATED BRONZE

| Max. Hose Size Inches | Hull Thickness Inches | O.D. Flange Inches | Chr. Plated Bronze Dealer Pkg. 5 Pcs. | Chr. Plated Bronze OEM Bulk Pkg. 10 Pcs. | Ship Wt. Carton Lbs. DP/OEM Bulk |
|-----------------------|-----------------------|--------------------|---------------------------------------|--|----------------------------------|
| 5/8 | 1-1/16 | 1-1/2 | 0350004DPC | 0350004CHR | 1.9/3.0 |
| 3/4 | 1-5/8 | 1-7/8 | 0350005DPC | 0350005CHR | 2.8/5.6 |
| 1 | 1-3/4 | 2-1/4 | 0350006DPC | 0350006CHR | 4.6/8.4 |
| 1-1/8 | 1-3/4 | 2-1/4 | 035006ADPC | 035006ACHR | 4.4/8.5 |
| 1-1/4 | 1-7/8 | 2-3/4 | 0350007DPC | 0350007CHR | 6.5/12.9 |
| 1-1/2 | 1-7/8 | 3-1/8 | 0350008DPC | 0350008CHR | 7.9/15.6 |
| 2 | 2 | 3-3/4 | ----- | 0350009CHR* | --/2.5 |

SHORT LENGTH - PLAIN BRONZE

| Max. Hose Size Inches | Hull Thickness Inches | O.D. Flange Inches | Plain Bronze Dealer Pkg. 5 Pcs. | Plain Bronze OEM Bulk Pkg. 10 Pcs. | Ship Wt. Carton Lbs. DP/OEM Bulk |
|-----------------------|-----------------------|--------------------|---------------------------------|------------------------------------|----------------------------------|
| 5/8 | 5/8 | 1-1/2 | 0350S04DPP | 0350S04PLB | 1.5/2.9 |
| 3/4 | 5/8 | 1-7/8 | 0350S05DPP | 0350S05PLB | 2.1/3.9 |
| 1 | 5/8 | 2-1/4 | 0350S06DPP | 0350S06PLB | 2.7/5.2 |
| 1-1/8 | 5/8 | 2-1/4 | 0350S6ADPP | 0350S6APLB | 2.9/5.2 |
| 1-1/4 | 5/8 | 2-3/4 | 0350S07DPP | 0350S07PLB | 4.2/8.6 |
| 1-1/2 | 5/8 | 3-1/8 | 0350S08DPP | 0350S08PLB | 5.8/10.7 |

SHORT LENGTH - CHROME PLATED BRONZE

| Max. Hose Size Inches | Hull Thickness Inches | O.D. Flange Inches | Chr. Plated Bronze Dealer Pkg. 5 Pcs. | Chr. Plated Bronze OEM Bulk Pkg. 10 Pcs. | Ship Wt. Carton Lbs. DP/OEM Bulk |
|-----------------------|-----------------------|--------------------|---------------------------------------|--|----------------------------------|
| 5/8 | 5/8 | 1-1/2 | 0350S04DPC | 0350S04CHR | 1.5/2.7 |
| 3/4 | 5/8 | 1-7/8 | 0350S05DPC | 0350S05CHR | 2.0/3.9 |
| 1 | 5/8 | 2-1/4 | 0350S06DPC | 0350S06CHR | 4.3/5.1 |
| 1-1/8 | 5/8 | 2-1/4 | 0350S6ADPC | 0350S6ACHR | 2.7/5.2 |
| 1-1/4 | 5/8 | 2-3/4 | 0350S07DPC | 0350S07CHR | 4.2/8.6 |
| 1-1/2 | 5/8 | 3-1/8 | 0350S08DPC | 0350S08CHR | 5.8/11.1 |

*OEM Bulk Pkg 1 Pc. Spare Flanged Nut See Fig. 0075, on page 142.

**NOTE: Thru-Hull Connections For Use With Hose Are Not Recommended For Use Below The Waterline Per A.B.Y.C. "Safety Standards For Small Craft" Section H-27.




FIG. 0350 CHROME REGULAR LENGTH




FIG. 0350 PLAIN REGULAR LENGTH




FIG. 0350 CHR SHORT LENGTH



ILLUSTRATION OF BEDDING GROOVE



Underwater Hardware Deck Plates, Fills and Vents

THRU-HULL CONNECTIONS

FIG. 0331 - FLUSH MOUNT THRU-HULL CONNECTION FOR USE WITH PIPE

CONSTRUCTION:

★ **CAST BRONZE**

THE EXTERIOR SURFACE OF THE FLANGE IS MACHINED FLAT AND DESIGNED TO BE COUNTERSUNK INTO THE HULL, RESULTING IN A SMOOTH EXTERNAL FIT WITH NO RAISED PORTION TO INCREASE DRAG.



FIG. 0331



ORDERING INFORMATION

| Pipe Size Inches | Max. Hull Thickness Inches | O.D. Flange Inches | Dealer Pkg. 5 Pcs | OEM Bulk Package | OEM Bulk Pkg. Qty | Ship Wt. Carton Lbs. DP/OEM Bulk |
|------------------|----------------------------|--------------------|-------------------|------------------|-------------------|----------------------------------|
| 1/2 | 2-3/16 | 1-11/16 | 0331DP4PLB | 0331004PLB | 10 | 2.4/4.2 |
| 3/4 | 2-3/8 | 2 | 0331DP5PLB | 0331005PLB | 10 | 2.6/5.2 |
| 1 | 2-9/16 | 2-1/4 | 0331DP6PLB | 0331006PLB | 10 | 3.6/7.2 |
| 1-1/4 | 2-15/16 | 2-7/8 | 0331DP7PLB | 0331007PLB | 10 | 6.3/12.6 |
| 1-1/2 | 3-1/16 | 2-31/32 | 0331DP8PLB | 0331008PLB | 10 | 6.9/13.5 |
| 2 | 3-3/8 | 3-7/8 | ----- | 0331009PLB | 1 | --/2.2 |

Spare Flanged Nut See Fig. 0075, on page 142.

FIG. 0348 - EXTRA LONG THRU-HULL CONNECTION FOR USE WITH PIPE

CONSTRUCTION:

★ **CAST BRONZE**

FLANGE IS MACHINED TO FIT HULL AND GROOVED TO RETAIN BEDDING COMPOUND.

NECK IS THREADED TO APPROXIMATELY 3/8 INCH FROM FLANGE.



ILLUSTRATION OF BEDDING GROOVE




FIG. 0348



ORDERING INFORMATION

| Pipe Size Inches | Max. Hull Thickness Inches | O.D. Flange Inches | Dealer Pkg. 5 Pcs | OEM Bulk Package | OEM Bulk Pkg. Qty | Ship Wt. Carton Lbs. DP/OEM Bulk |
|------------------|----------------------------|--------------------|-------------------|------------------|-------------------|----------------------------------|
| 3/4 | 5 | 1-7/8 | 0348DP5PLB | 0348005PLB | 25 | 3.8/18.2 |
| 1 | 4-7/8 | 2-1/4 | 0348DP6PLB | 0348006PLB | 10 | 5.2/10.4 |
| 1-1/4 | 4-5/8 | 2-3/4 | 0348DP7PLB | 0348007PLB | 10 | 9.1/17.2 |
| 1-1/2 | 4-5/8 | 3 | 0348DP8PLB | 0348008PLB | 10 | 10.5/20.9 |
| 2 | 4-1/2 | 3-5/8 | ----- | 0348009PLB | 1 | --/2.8 |
| 2-1/2 | 4-1/4 | 4-5/16 | ----- | 0348010PLB | 1 | --/3.5 |

Spare Flanged Nut See Fig. 0075, on page 142.

FIG. 0322 - THRU-HULL CONNECTION FOR USE WITH PIPE

CONSTRUCTION:

★ **CAST BRONZE**

FLANGE IS MACHINED TO FIT HULL AND GROOVED TO RETAIN BEDDING COMPOUND.

NECK IS THREADED TO APPROXIMATELY 3/8 INCH FROM FLANGE.



ILLUSTRATION OF BEDDING GROOVE




FIG. 0322



ORDERING INFORMATION

| Pipe Size Inches | Max. Hull Thickness Inches | O.D. Flange Inches | Dealer Pkg. 5 Pcs. | Standard Package - 1 Pc. | OEM Bulk Pkg. 25 Pcs. | Ship Wt. Carton Lbs. DP/Std/OEM Bulk |
|------------------|----------------------------|--------------------|--------------------|--------------------------|-----------------------|--------------------------------------|
| 3/8 | 1-3/4 | 1-7/16 | 0322DP3PLB | ----- | 0322003PLB | 1.5/--/7.6 |
| 1/2 | 1-3/8 | 1-1/2 | 0322DP4PLB | ----- | 0322004PLB | 1.7/--/7.9 |
| 3/4 | 1-1/2 | 1-7/8 | 0322DP5PLB | ----- | 0322005PLB | 2.2/--/10.6 |
| 1 | 1-7/8 | 2-3/16 | 0322DP6PLB | ----- | 0322006PLB | 3.6/--/17.6 |
| 1-1/4 | 2 | 2-3/4 | 0322DP7PLB | ----- | 0322007PLB | 5.6/--/27.9 |
| 1-1/2 | 2-1/4 | 3 | 0322DP8PLB | ----- | 0322008PLB* | 7.6/--/15.0 |
| 2 | 2-3/8 | 3-5/8 | ----- | 0322009PLB | 0322009PLB* | --/2.1/19.4 |
| 2-1/2 | 2-5/8 | 4-1/2 | ----- | 0322010PLB | ----- | --/2.8/--/ |
| 3 | 2-3/4 | 5 | ----- | 0322011PLB | ----- | --/4.7/--/ |

* O.E.M. Bulk Pkg. - 10 pcs Spare Flanged Nut See Fig. 0075, on page 142.

Underwater Hardware Deck Plates, Fills and Vents

THRU-HULL CONNECTIONS

FIG. 0301 - THRU-HULL CONNECTION FOR USE WITH HOSE**

CONSTRUCTION:

- ★ *MOLDED WHITE PLASTIC*
- ★ *NARROW FLANGE*



ORDERING INFORMATION

| Hose Size Inches | Max. Hull Thickness Inches | O.D. Flange Inches | Dealer Pkg. 10 Pcs. | OEM Bulk Pkg. 100 Pcs. | Ship Wt. Carton Lbs. DP/OEM Bulk |
|---------------------|-------------------------------|-----------------------|------------------------|---------------------------|--|
| 1/2 | 1-1/4 | 1-1/4 | 0301DP4 | 0301004 | 0.6/5.0 |
| 5/8 | 1-1/4 | 1-1/4 | 0301DP4A | 030104A | 0.6/5.3 |
| 3/4 | 1-7/16 | 1-1/2 | 0301DP5 | 0301005 | 1.3/7.6 |
| 1 | 1-1/2 | 1-7/8 | 0301DP6 | 0301006* | 1.8/6.1 |
| 1-1/8 | 1-1/2 | 1-7/8 | 0301DP6A | 030106A* | 1.3/6.2 |
| 1-1/2 | 1-7/8 | 2-1/2 | 0301DP8 | 0301008* | 3.5/14.5 |

* OEM Bulk Pkg. - 50 pcs.
Spare Flanged Nut See Fig. 0326 on Page 142.



Fig. 0301



FIG. 0328 - THRU-HULL CONNECTION FOR USE WITH HOSE**

CONSTRUCTION:

- ★ *MOLDED WHITE PLASTIC*
- ★ *BROAD FLANGE*

ORDERING INFORMATION

| Hose Size Inches | Max. Hull Thickness Inches | O.D. Flange Inches | Dealer Pkg. 10 Pcs. | OEM Bulk Pkg. 100 Pcs. | Ship Wt. Carton Lbs. DP/OEM Bulk |
|---------------------|-------------------------------|-----------------------|------------------------|---------------------------|--|
| 1/2 | 1-1/4 | 1-1/2 | 0328DP4 | 0328004 | 0.6/5.9 |
| 5/8 | 1-1/4 | 1-1/2 | 0328DP4A | 032804A | 0.7/6.0 |
| 3/4 | 1-7/16 | 1-7/8 | 0328DP5 | 0328005 | 1.0/8.9 |
| 1 | 1-1/2 | 2-1/4 | 0328DP6 | 0328006* | 2.0/7.0 |
| 1-1/8 | 1-1/2 | 2-1/4 | 0328DP6A | 032806A* | 1.5/6.8 |
| 1-1/2 | 1-7/8 | 3 | 0328DP8 | 0328008* | 3.4/15.7 |

* OEM Bulk Pkg. - 50 Pcs.
Spare Flanged Nut See Fig. 0326 on Page 142.



Fig. 0328



Underwater Hardware Deck Plates, Fills and Vents

**NOTE: Thru-Hull Connections For Use With Hose Are Not Recommended For Use Below The Waterline Per A.B.Y.C. "Safety Standards For Small Craft" Section H-27.

SCUPPERS & DRAIN

FIG. 0377 - THRU-HULL SCUPPER FOR USE WITH HOSE



FIG. 0377 A CHR




FIG. 0377 B CHR




FIG. 0377 B PLB

CONSTRUCTION OPTIONS:

- ★ CAST BRONZE
- ★ PLAIN OR CHROME PLATED
- ★ RECESSED FLAPPER

FLANGE IS MACHINED TO FIT HULL AND GROOVED TO RETAIN BEDDING COMPOUND




FIG. 0377 A PLB



ILLUSTRATION OF BEDDING GROOVE

ORDERING INFORMATION

| Finish | Hose Size Inches | Maximum Hull Thickness Inches | O.D. Flange Inches | OEM Bulk Pkg. 10 Pcs. | Ship Wt. Carton Lbs. OEM Bulk Pkg. |
|--------|------------------|-------------------------------|--------------------|-----------------------|------------------------------------|
| Chrome | 1-1/2 | 1-3/4 | 3-1/8 | 0377A08CHR | 15.5 |
| Plain | 1-1/2 | 1-3/4 | 3-1/8 | 0377A08PLB | 15.0 |
| Chrome | 2 | 2 | 3-3/4 | 0377A09CHR | 22.6 |
| Chrome | 1-1/2 | 3 | 3-1/8 | 0377B08CHR | 20.2 |
| Plain | 1-1/2 | 3 | 3-1/8 | 0377B08PLB | 18.2 |

Spare Flanged Nut See Fig. 0075, on page 142.

NOTE: Thru-Hull Connections For Use With Hose Are Not Recommended For Use Below The Waterline Per A.B.Y.C. "Safety Standards For Small Craft" Section H-27.

FIG. 0361 - FLUSH MOUNT DRAIN FOR USE WITH PIPE




FIG. 0361

CONSTRUCTION:

- ★ CHROME PLATED CAST BRONZE BODY WITH BRASS SCREEN

THE EXTERIOR SURFACE OF THE FLANGE IS MACHINED FLAT AND DESIGNED TO BE COUNTERSUNK INTO THE HULL, RESULTING IN A SMOOTH EXTERNAL FIT



ORDERING INFORMATION

| Pipe Size Inches | Maximum Thickness Inches | O.D. Flange Inches | Standard Pkg. - 1 Pc. | OEM Bulk Pkg. | Ship Wt. Carton Lbs. Std. Pkg/OEM Bulk |
|------------------|--------------------------|--------------------|-----------------------|---------------|--|
| 3/4 | 2-3/8 | 2 | 0361005CHR | 10 | 0.7/6.2 |
| 1-1/4 | 2-15/16 | 2-7/8 | 0361007CHR | 10 | 1.3/12.4 |

Spare Flanged Nut See Fig. 0075, on page 142.

Underwater Hardware Deck Plates, Fills and Vents

FIG. 0323 - THRU-HULL SCUPPER FOR MOUNTING THROUGH TRANSOM

CONSTRUCTION:

- ★ MOLDED WHITE PLASTIC
- ★ SOFT BLACK FLAPPER
- ★ NUT AND MOUNTING HARDWARE INCLUDED



ORDERING INFORMATION

| Hose Size Inches | Max. Hull Thickness Inches | O.D. Flange Inches | Dealer Pkg. 5 Cards 1 Pc. per Card | OEM Bulk Pkg. 50 Pcs. | Ship Wt. Carton Lbs. DP/OEM Bulk |
|---------------------|-------------------------------|-----------------------|--|--------------------------|--|
| 1-1/2 | 2-1/8 | 2-7/8 | 0323DP | 0323 | 2.5/17.6 |

Spare Flanged Nut See Fig. 0326, on page 142.




FIG. 0323

FIG. 0327 - THRU-HULL SCUPPER FOR MOUNTING THROUGH TRANSOM

CONSTRUCTION:

- ★ MOLDED WHITE PLASTIC
- ★ RECESSED SOFT BLACK FLAPPER
- ★ NUT AND MOUNTING HARDWARE INCLUDED

ORDERING INFORMATION

| Hose Size Inches | Max. Hull Thickness Inches | O.D. Flange Inches | OEM Bulk Pkg. 50 Pcs. | Ship Wt. Carton Lbs. OEM Bulk Pkg. |
|---------------------|-------------------------------|-----------------------|--------------------------|--|
| 1-1/2 | 3-1/4 | 2-7/8 | 0327 | 19.2 |

Spare Flanged Nut See Fig. 0326, on page 142.



FIG. 0327

FIG. 0333 - THRU-HULL SCUPPER FOR MOUNTING THROUGH TRANSOM

CONSTRUCTION:

- ★ MOLDED WHITE PLASTIC
- ★ RECESSED SOFT BLACK FLAPPER
- ★ NUT INCLUDED



ORDERING INFORMATION

| Hose Size Inches | Max. Hull Thickness Inches | O.D. Flange Inches | Dealer Pkg. 5 Cards 1 Pc. per Card | OEM Bulk Pkg. 50 Pcs. | Ship Wt. Carton Lbs. DP/OEM Bulk |
|---------------------|-------------------------------|-----------------------|--|--------------------------|--|
| 1-1/2 | 2-1/8 | 3 | 0333DP | 0333 | 2.5/15.3 |

Spare Flanged Nut See Fig. 0326, on page 142.



FIG. 0333

FIG. 0343 - ADJUSTABLE THRU-HULL SCUPPER

CONSTRUCTION:

- ★ MOLDED WHITE PLASTIC
- ★ RECESSED SOFT BLACK FLAPPER

Designed for Surface Thickness from 2 inches to 4-3/4 inches.
Female portion of scupper can be cut down by one rib for each 1/4 inch difference between hull thickness and 4-3/4 inches.



ORDERING INFORMATION

| I.D. Inches | Max. Hull Thickness Inches | O.D. Flange Inches | Dealer Pkg. 5 Cards 1 Pc. per Card | OEM Bulk Pkg. 50 Pcs. | Ship Wt. Carton Lbs. DP/OEM Bulk |
|----------------|-------------------------------|-----------------------|--|--------------------------|--|
| 1-11/32 | 4-3/4 | 2-15/16 | 0343DP | 0343 | 2.2/13.3 |



FIG. 0343



Illustration shows sections of ribs cut out to adjust for various surface thickness.

Underwater Hardware Deck Plates, Fills and Vents

NOTE: The Above Thru-Hull Connections For Use With Hose Are Not Recommended For Use Below The Waterline Per A.B.Y.C. "Safety Standards For Small Craft" Section H-27.

SCUPPERS

FIG. 0142 - COCKPIT SCUPPER

FOR USE WHEN DISCHARGE IS BELOW THE WATERLINE
CONSTRUCTION:

- ★ PLAIN OR CHROME PLATED CAST BRONZE
- ★ RUBBER CHECK BALL
- ★ DECK KEY INCLUDED
- ★ ANGLE OF OUTLET IS 45 DEGREES



FIG. 0142

ORDERING INFORMATION

| Hose Size Inches | O.D. Grate Inches | O.D. Flange Inches | Plain Bronze Std. Pkg. - 1 Pk. | Chrome Plated Bronze Std. Pkg. - 1 Pk. | Screw Size | Ship Wt. Carton Lbs. Std.Pkg. PLB/CHR |
|------------------|-------------------|--------------------|--------------------------------|--|------------|---------------------------------------|
| 1 | 1-13/16 | 3-1/4 | 0142001PLB | 0142001CHR | 8 | 1.5/1.5 |
| 1-1/2 | 2-1/4 | 3-5/8 | 0142002PLB | 0142002CHR* | 8 | 2.4/2.4 |

* O.E.M. Bulk Pkg. - 10 pcs.

SPARE PARTS ORDERING INFORMATION

| Hose Size Inches | Plain Bronze Grate | Chrome Plated Bronze Grate | Check Ball Only | Spare Key Only |
|------------------|--------------------|----------------------------|-----------------|----------------|
| 1 | 0142P0199A | 0142C0199A | 014200199B | 012487-8DP |
| 1-1/2 | 0142P0299A | 0142C0299A | 014200299B | 012487-8DP |

Underwater Hardware Deck Plates, Fills and Vents



FIG. 0285

FIG. 0285 - FLUSH MOUNT COCKPIT SCUPPER FOR USE WITH HOSE

FOR USE WHEN DISCHARGE IS ABOVE THE WATERLINE
CONSTRUCTION:

- ★ MOLDED WHITE PLASTIC
- ★ INSERT PREVENTS PASSAGE OF LARGE OBJECTS WITHOUT RESTRICTING WATER FLOW



ORDERING INFORMATION

| Hose Size Inches | Max. Hull Thickness Inches | O.D. Flange Inches | I.D. Inches | Dealer Pkg. 5 Cards 1 Pk. per Card | OEM Bulk Pkg. 50 Pcs. | Ship Wt. Carton Lbs. DP/OEM Bulk |
|------------------|----------------------------|--------------------|-------------|------------------------------------|-----------------------|----------------------------------|
| 1-1/2 | 1-3/4 | 2-3/4 | 1-1/2 | 0285DP | 285 | 2.3/15.7 |

Spare Flanged Nut See Fig. 0326, Below



FIG. 0365

FIG. 0365 - SCUPPER VALVE ASSY FOR SURFACE MOUNT APPLICATIONS

CONSTRUCTION:

- ★ MOLDED WHITE PLASTIC
- ★ SOFT BLACK FLAPPER

THRU-HULL AND MOUNTING HARDWARE NOT INCLUDED



ORDERING INFORMATION

| O.D. Flange Inches | Dealer Pkg. - 5 Cards 1 Pk. per Card | OEM Bulk Pkg. 50 Pcs. | Screw Size | Ship Wt. Carton Lbs. DP/OEM Bulk |
|--------------------|--------------------------------------|-----------------------|------------|----------------------------------|
| 2-7/8 | 0365DP | 0365 | 6 | 0.6/3.2 |



FIG. 0075

FIG. 0075 - SPARE FLANGED LOCK NUT

CONSTRUCTION: ★ CAST BRONZE



FIG. 0326

FIG. 0326 - SPARE FLANGED LOCK NUT
CONSTRUCTION: ★ MOLDED WHITE PLASTIC



ORDERING INFORMATION

| Pipe Size Inches | Cast Bronze Nut | Dealer Pkg. Pcs. | Ship Wt. Carton Lbs. Dealer Pkg. | White Plastic Dealer Pkg. - 10 Pcs. | White Plastic OEM Bulk Pkg. | Bulk Pkg. Qty. | Ship Wt. Carton Lbs. DP/OEM Bulk |
|------------------|-----------------|------------------|----------------------------------|-------------------------------------|-----------------------------|----------------|----------------------------------|
| 3/8 | 0075003DPP | 5 | 0.3 | ----- | ----- | ---- | --- |
| 1/2 | 0075004DPP | 5 | 0.3 | 0326DP4 | 0326004 | 100 | 0.4/1.4 |
| 3/4 | 0075005DPP | 5 | 0.4 | 0326DP5 | 0326005 | 100 | 0.4/1.5 |
| 1 | 0075006DPP | 5 | 0.5 | 0326DP6 | 0326006 | 50 | 0.4/1.0 |
| 1-1/4 | 0075007DPP | 5 | 0.7 | ----- | ----- | ---- | --- |
| 1-1/2 | 0075008DPP | 1 | 0.3 | 0326DP8 | 0326008 | 50 | 0.7/1.1 |
| 2 | 0075009DPP | 1 | 0.4 | ----- | ----- | ---- | --- |
| 2-1/2 | 0075010DPP | 1 | 0.6 | ----- | ----- | ---- | --- |
| 3 | 0075011DPP | 1 | 0.7 | ----- | ----- | ---- | --- |

WATER FITTINGS & DECK PLATE

FIG. 0499 - WATER INLET FITTING
FOR OBTAINING WATER AT DOCKSIDE

CONSTRUCTION:

- ★ CHROME PLATED BRONZE
- ★ STANDARD FEMALE SWIVEL HOSE CONNECTOR
- ★ BLACK PLASTIC WATERTIGHT PLUG
- ★ STAINLESS STEEL BEAD CHAIN



ORDERING INFORMATION

| Pipe Size Inches | O.D. Flange Inches | Dealer Pkg. 5 Cards 1 Pc. per Card | OEM Bulk Pkg. 10 Pcs. | Screw Size | Ship Wt. Carton Lbs. DP/OEM Bulk |
|---------------------|-----------------------|--|-----------------------------|---------------|--|
| 1/2 | 2-3/4 | 0499DP0CHR | 0499000CHR | 8 | 2.6/4.6 |

Spare Plug with Chain: 0499DP099A.



FIG. 0499

FIG. 0504 - WATER OUTLET FITTING
FOR USE WITH ON-BOARD WASHDOWN SYSTEMS

CONSTRUCTION:

- ★ CHROME PLATED BRONZE
- ★ STANDARD MALE HOSE CONNECTOR
- ★ WATERTIGHT BLACK PLASTIC CAP
- ★ STAINLESS STEEL BEAD CHAIN



ORDERING INFORMATION

| Pipe Size Inches | O.D. Flange Inches | Dealer Pkg. 5 Cards 1 Pc. per Card | OEM Bulk Pkg. 10 Pcs. | Screw Size | Ship Wt. Carton Lbs. DP/OEM Bulk |
|---------------------|-----------------------|--|-----------------------------|---------------|--|
| 1/2 | 2-3/4 | 0504DP0CHR | 0504000CHR | 8 | 2.4/4.1 |

Spare Cap with Chain: 0504DP099A



FIG. 0504

FIG. 0526 - REGULAR DECK PLATE

CONSTRUCTION:

- ★ CAST BRONZE
- ★ PLAIN OR CHROME PLATED
- ★ DECK KEY INCLUDED

ORDERING INFORMATION

| I.D. Opening Inches | O.D. Overall Inches | Plain Bronze Standard Pkg. - 1 Pc. | Chrome Plated Bronze Standard Pkg. - 1 Pc. | Screw Size | Ship Wt. Carton Lbs. Std. Pkg. PLB/CHR |
|------------------------|------------------------|---------------------------------------|---|------------|--|
| 3 | 5-3/8 | 0526003PLB | 0526003CHR | 10 | 2.2/2.2 |
| 4 | 7-1/16 | 0526004PLB | 0526004CHR | 10 | 3.3/3.3 |
| 5 | 8-3/8 | 0526005PLB | 0526005CHR | 10 | 5.1/5.2 |
| 6 | 9-3/8 | 0526006PLB | 0526006CHR | 1/4 | 7.9/7.9 |

SPARE PARTS ORDERING INFORMATION

| I.D. Opening Inches | Plain Bronze Cap | Chrome Plated Bronze Cap | Spare Key Only |
|------------------------|------------------|--------------------------|----------------|
| 3 | 0526P0399A | 0526C0399A | 1248010ZNC |
| 4 | 0526P0499A | 0526C0499A | 0539004PLB |
| 5 | 0526P0599A | 0526C0599A | 0539005PLB |
| 6 | 0526P0699A | 0526C0699A | 0539006PLB |




FIG. 0526

Underwater Hardware Deck Plates, Fills and Vents

AVAILABLE CONFIGURATIONS FOR FILL SETS

Fill & Vent Sets

0540 Style



1-1/2" Fills for Hose
Vented & Non-Vented
Angled & Straight
Gas, Diesel, Water &
Waste

2" Fills for Hose*
Vented & Non-Vented
Straight
Gas, Diesel, Water &
Waste

0590 Style



1-1/2" Fills for Hose
Vented & Non-Vented
Angled & Straight
Gas, Diesel, Water &
Waste

2" Fills for Hose*
Vented & Non-Vented
Straight
Gas & Diesel

Fill & Vent Sets

0542 Style



1-1/2" Fills for Hose*
Vented & Non-Vented
Angled & Straight
Gas, Diesel & Water

1319 Style



1-1/2" Fills for Hose
Vented
Angled & Straight
Gas & Water

Non-Vented Fill Sets

**0520, 0524 &
0528 Style**



**1-1/2" Fills for
Hose or Pipe**
1-1/2" & 2"
Non-Vented
Straight
Gas, Diesel, Water & Waste

Plain Un-Marked
Fills for Pipe
1" to 3"

1270 Style



1-1/2" Fills for Hose
Non-Vented
Straight
Gas, Diesel, Water &
Waste

Sample Fills & Deck Plates



Vented Fills



Non-Vented
Fills



Deck Plates
For Pipe

* Contact the Factory for Availability

COMBINATION FILLS & TANK VENT MOUNTING GASKET AND RING

FIG. 0030DP0003 - MOUNTING GASKETS
 FOR USE WITH FIGS. 0540, 0541, 0542, 0543,
 0557, 0564, 0590 AND 0591 FUEL & WATER FILLS
 AND FIGS. 0556 AND 0563 WASTE PLATES



CONSTRUCTION:

- ★ FUEL RESISTANT NITRILE NEOPRENE
- ★ BLACK MOUNTING GASKET CAN BE USED WITH ANY OF THE ABOVE FILLS
- ★ RED MOUNTING GASKET FOR USE WITH FUEL VERSIONS
- ★ DEALER PACKAGE INCLUDES 1 EACH RED & BLACK GASKET



Gas Fill Shown with Red Gasket Mounted
 Allows for Easy Identification



ORDERING INFORMATION

| | | |
|-----------------------|---|--|
| O.D. Gasket Inches | Dealer Pkg. 5 Cards 2 Pcs. per Card | Ship Wt. Carton Lbs. Dealer Pkg. |
| 3-7/16 | 0030DP0003 | 0.8 |

FIG. 0540 RING - SPARE MOUNTING RING

INSTALLATION NOTE

ON THE USE OF VENTED FUEL FILLS

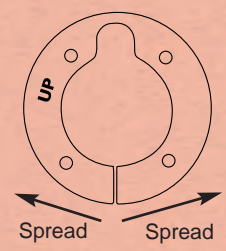
PERKO FIGURE NOS. 0540, 0541, 0542, 0543, 0590 & 0591

The use of these heightening rings is required in any application where water might be splashed around a vented fill. The ring raises the opening between the fuel cap and fill an additional 3/8" above the deck surface thereby reducing the likelihood that splashed water will enter the fuel system through the breathing vent. The split version of the ring is designed for aftermarket use on existing installations. In most cases it allows the ring to be added without disconnecting fuel and vent hoses from the fill. For new OEM installations, rings are supplied without the split since they can then be installed before hoses are connected to the fill.

NOTE: The ring will not prevent water from entering the system if the cap becomes submerged or substantially flooded. If this situation exists, the fill/vent must be moved to a dry location or replaced with a sealed cap and a separate vent located elsewhere.



FIG. 0540DPR



ORDERING INFORMATION

| | |
|--|--|
| Dealer Pkg. - 5 Cards 1 Pc Per Card 0540DPRBLK | OEM Bulk Pkg. 50 Pcs. 0540RNGBLK |
|--|--|

Underwater Hardware Deck Plates, Fills and Vents

COMBINATION FILLS & TANK VENTS

CE

FIGS. 0540 & 0541 - COMBINATION FILLS & TANK VENTS

PATENT NOS. 5,275,213 & 5,327,946

CONSTRUCTION:

- ★ INTEGRAL TANK VENT WITH FLAME ARRESTOR AND ANTI SURGE VALVE
- ★ DECK PLATE KEY INCLUDED

0540/0541 CHROME PLATED BRONZE CAP WITH BLACK PLASTIC BASE

- ★ FIG. 0540 - ANGLED NECK & HEAVY DUTY STAINLESS STEEL BEAD CHAIN
- ★ FIG. 0541 - STRAIGHT NECK & HEAVY DUTY STAINLESS STEEL BEAD CHAIN

GROUND WIRE REQUIRED

FIG. 0540
GAS



FIG. 0541
DIESEL



ORDERING INFORMATION

| Marked For: | Cap Type | For Fuel Hose Inches | For Vent Hose Inches | Length Neck Inches | Dealer Pkg. 5 Pcs. | OEM Bulk Pkg. 25 Pcs. | Screw Size | Ship Wt. Carton Lbs. DP/OEM Bulk |
|---------------------------------------|----------|----------------------|----------------------|--------------------|--------------------|-----------------------|------------|----------------------------------|
| CHROME CAP & ANGLED NECK | | | | | | | | |
| Gas | Chrome | 1-1/2 | 5/8 | 2-7/16 | 0540DPGCHR* | 0540G00CHR* | 8 | 3.6/15.1 |
| Diesel | Chrome | 1-1/2 | 5/8 | 2-7/16 | 0540DPDCHR | 0540D00CHR | 8 | 4.0/15.1 |
| Water | Chrome | 1-1/2 | 5/8 | 2-7/16 | 0540DPWCHR | 0540W00CHR | 8 | 3.8/14.7 |
| CHROME CAP & STRAIGHT NECK | | | | | | | | |
| Gas | Chrome | 1-1/2 | 5/8 | 2-7/16 | 0541DPGCHR* | 0541G00CHR* | 8 | 3.6/14.7 |
| Diesel | Chrome | 1-1/2 | 5/8 | 2-7/16 | 0541DPDCHR | 0541D00CHR | 8 | 3.5/14.2 |
| Water | Chrome | 1-1/2 | 5/8 | 2-7/16 | 0541DPWCHR | 0541W00CHR | 8 | 3.6/14.7 |

FOR A MATCHING WASTE DECK PLATE PLEASE SEE FIG. 0556 ON PAGE 154

Note: Consider the use of the Mounting Ring (Fig. 0540DPRBLK) on page 145 for all installations.



FIG. 0540DPR

SPARE PARTS ORDERING INFORMATION

Gas Cap, O-Ring & Retainer: 0540DPG99A
 Diesel Cap, O-Ring & Retainer: 0540DPD99A
 Water Cap, O-Ring & Retainer: 0540DPW99A
 Deck Plate Key: 1247DP0BLK.



*NOTE: These Items Meet the Requirements of U.S.C.G. Safety Standards, January 31, 1977, for Gasoline Fuel Systems, 33 CFR 183.

Underwater Hardware Deck Plates, Fills and Vents

COMBINATION FILLS & TANK VENTS

FIGS. 0590 & 0591 - COMBINATION FILLS & TANK VENTS

PATENT Nos. 5,275,213 & 5,327,946

CONSTRUCTION:

- ★ INTEGRAL TANK VENT WITH FLAME ARRESTOR AND ANTI SURGE VALVE
- ★ DECK PLATE KEY NOT REQUIRED

0590/0591 CHROME PLATED BRONZE CAP WITH BLACK PLASTIC BASE

- ★ FIG. 0590 - ANGLED NECK & HEAVY DUTY STAINLESS STEEL BEAD CHAIN
- ★ FIG. 0591 - STRAIGHT NECK & HEAVY DUTY STAINLESS STEEL BEAD CHAIN

GROUND WIRE REQUIRED



FIG. 0591
DIESEL



FIG. 0590 GAS



ORDERING INFORMATION

| Marked For: | Cap Type | For Fuel Hose Inches | For Vent Hose Inches | Length Neck Inches | Dealer Pkg 5 Pcs. | OEM Bulk Pkg. 25 Pcs. | Screw Size | Ship Wt. Carton Lbs. DP/OEM Bulk |
|---------------------------------------|----------|----------------------|----------------------|--------------------|-------------------|-----------------------|------------|----------------------------------|
| CHROME CAP & ANGLED NECK | | | | | | | | |
| Gas | Chrome | 1-1/2 | 5/8 | 2-7/16 | 0590DPGCHR* | 0590G00CHR* | 8 | 4.9/20.5 |
| Diesel | Chrome | 1-1/2 | 5/8 | 2-7/16 | 0590DPDCHR | 0590D00CHR | 8 | 4.9/20.5 |
| Water | Chrome | 1-1/2 | 5/8 | 2-7/16 | 0590DPWCHR | 0590W00CHR | 8 | 4.9/20.5 |
| CHROME CAP & STRAIGHT NECK | | | | | | | | |
| Gas | Chrome | 1-1/2 | 5/8 | 2-7/16 | 0591DPGCHR* | 0591G00CHR* | 8 | 4.9/20.0 |
| Diesel | Chrome | 1-1/2 | 5/8 | 2-7/16 | 0591DPDCHR | 0591D00CHR | 8 | 4.9/20.0 |
| Water | Chrome | 1-1/2 | 5/8 | 2-7/16 | 0591DPWCHR | 0591W00CHR | 8 | 4.9/20.0 |

FOR A MATCHING WASTE DECK PLATE PLEASE SEE FIG. 0563 ON PAGE 154.

SPARE PARTS ORDERING INFORMATION

Gas Cap, O-Ring & Retainer: 0590DPG99A
 Diesel Cap, O-Ring & Retainer: 0590DPD99A
 Water Cap, O-Ring & Retainer: 0590DPW99A



FIG. 0540DPR

Note: Consider the use of the Mounting Ring (Fig 0540DPRBLK) on page 145 for all installations.



Underwater Hardware Deck Plates, Fills and Vents



*NOTE: These Items Meet the Requirements of U.S.C.G. Safety Standards, January 31, 1977, for Gasoline Fuel Systems, 33CFR183.

COMBINATION FILLS & TANK VENTS

CE

FIGS. 0542 & 0543 - COMBINATION FILLS & TANK VENTS

PATENT NOS. 5,275,213 & 5,327,946

CONSTRUCTION:

- ★ INTEGRAL TANK VENT WITH FLAME ARRESTOR AND ANTI SURGE VALVE
- ★ DECK PLATE KEY INCLUDED

0542/0543 BLACK OR WHITE PLASTIC CAP WITH BLACK PLASTIC BASE

- ★ FIG. 0542 - ANGLED NECK & BLACK PLASTIC STRAP
- ★ FIG. 0543 - STRAIGHT NECK & BLACK PLASTIC STRAP



FIG. 0542 GAS BLACK TOP



FIG. 0542 GAS WHITE TOP



FIG. 0543 WATER BLACK TOP



FIG. 0543 GAS WHITE TOP



ORDERING INFORMATION

| Marked For | Cap Type | For Fuel Hose Inches | For Vent Hose Inches | Length Neck Inches | Dealer Pkg. 5 Pcs. | OEM Bulk Pkg. 25 Pcs. | Screw Size | Ship Wt. Carton Lbs. DP/OEM Bulk |
|---|----------|----------------------|----------------------|--------------------|--------------------|-----------------------|------------|----------------------------------|
| BLACK OR WHITE PLASTIC CAP & ANGLED NECK | | | | | | | | |
| Gas | Black | 1-1/2 | 5/8 | 2-7/16 | 0542DPGBLK* | 0542G00 BLK* | 8 | 2.5/9.4 |
| Gas | White | 1-1/2 | 5/8 | 2-7/16 | 0542DPGWHT* | 0542G00WHT* | 8 | 2.5/9.5 |
| Water | Black | 1-1/2 | 5/8 | 2-7/16 | 0542DPWBLK | 0542W00BLK | 8 | 2.7/9.4 |
| BLACK OR WHITE PLASTIC CAP & STRAIGHT NECK | | | | | | | | |
| Gas | Black | 1-1/2 | 5/8 | 2-7/16 | 0543DPGBLK* | 0543G00BLK* | 8 | 2.5/9.4 |
| Gas | White | 1-1/2 | 5/8 | 2-7/16 | 0543DPGWHT* | 0543G00WHT* | 8 | 2.7/9.5 |
| Water | Black | 1-1/2 | 5/8 | 2-7/16 | 0543DPWBLK | 0543W00BLK | 8 | 2.5/9.4 |

SPARE PARTS ORDERING INFORMATION

Black Gas Cap, O-Ring & Retainer: 0542DPG99B
 Black Diesel Cap, O-Ring & Retainer: 0542DPD99B
 Black Water Cap, O-Ring & Retainer: 0542DPW99B

White Gas Cap, O-Ring & Retainer: 0542DPG99W
 White Diesel Cap, O-Ring & Retainer: 0542DPD99W
 White Water Cap, O-Ring & Retainer: 0542DPW99W



Deck Plate Key: 1247DP0BLK.



FIG. 0540DPR

Underwater Hardware Deck Plates, Fills and Vents

Note: Consider the use of the Mounting Ring (Fig. 0540DPRBLK) on page 145 for all installations.

*NOTE: These Items Meet the Requirements of U.S.C.G. Safety Standards, January 31, 1977, for Gasoline Fuel Systems, 33 CFR 183.

COMBINATION FILLS & TANK VENTS

FIGS. 1318 & 1319 - COMBINATION FILLS & TANK VENTS
PATENT No. 5,275,213

CONSTRUCTION OPTIONS:

- ★ BLACK OR WHITE PLASTIC
- ★ INTEGRAL TANK VENT WITH FLAME ARRESTOR
- ★ NO DECK PLATE KEY OR GROUND WIRE REQUIRED
- ★ FLIP TOP CAP

FIG. 1318 - 35° ANGLED NECK

FIG. 1319 GAS
WHITE

FIG. 1319 GAS
BLACK



ORDERING INFORMATION

| Marked For: | For Fuel Hose Inches | For Vent Hose Inches | Length Neck Inches | Dealer Pkg. 10 Cards 1 Pc. per Card | OEM Bulk Pkg. 50 Pcs. | Screw Size | Ship Wt. Carton Lbs. DP/OEM Bulk |
|-------------|----------------------|----------------------|--------------------|-------------------------------------|-----------------------|------------|----------------------------------|
| Gas | 1-1/2 | 5/8 | 2-7/16 | 1318DPGBLK* | 1318G00BLK* | 10 | 4.7/18.3 |
| Gas | 1-1/2 | 5/8 | 2-7/16 | 1319DPGBLK* | 1319G00BLK* | 10 | 4.3/14.5 |
| Gas | 1-1/2 | 5/8 | 2-7/16 | 1319DPGWHT* | 1319G00WHT* | 10 | 4.3/14.5 |
| Water | 1-1/2 | 5/8 | 2-7/16 | 1319DPWBLK | 1319W00BLK | 10 | 4.3/15.1 |
| Water | 1-1/2 | 5/8 | 2-7/16 | 1319DPWWHT | 1319W00WHT | 10 | 4.3/14.4 |

FIG. 0577 - COMBINATION GAS FILL & TANK VENT FOR 2 INCH HOSE
PATENT No. 5,275,213

CONSTRUCTION:

- ★ CHROME PLATED BRONZE
- ★ INTEGRAL TANK VENT WITH FLAME ARRESTOR
- ★ FIG. NO. 1247 DECK PLATE KEY, O-RING AND INTEGRAL RETAINER ON CAP INCLUDED
- ★ GROUND WIRE REQUIRED

ORDERING INFORMATION

| Marked For: | For Fuel Hose Inches | For Vent Hose Inches | Length Neck Inches | OEM Bulk Pkg. 5 Pcs. Std. Pkg. - 1 Pc. | Screw Size | Ship Wt. Carton Lbs. Std Pkg/OEM Bulk |
|-------------|----------------------|----------------------|--------------------|--|------------|---------------------------------------|
| Gas | 2 | 5/8 | 3-5/8 | 0577G00CHR* | 8 | 1.8/19.5 |
| Diesel | 2 | 5/8 | 3-5/8 | 0577D00CHR | 8 | 1.8/19.5 |



Alternative Style Cap Available. Contact Factory for Availability.

*NOTE: These Items Meet the Requirements of U.S.C.G. Safety Standards, January 31, 1977, for Gasoline Fuel Systems, 33 CFR 183.

Underwater Hardware Deck Plates, Fills and Vents

FUEL & WATER FILLS FOR HOSE

FIG. 0576 - FUEL FILL FOR 2" HOSE

CONSTRUCTION:

- ★ CHROME PLATED BRONZE
- ★ FIG. NO. 1247 DECK PLATE KEY, O-RING AND INTEGRAL RETAINER ON CAP INCLUDED



ORDERING INFORMATION

| Marked For: | Hose Size Inches | O.D. Flange Inches | Length Neck Inches | OEM Bulk Pkg. 5 Pcs. Std. Pkg. 1 Pc. | Screw Size | Ship Wt. Carton Lbs. Std Pkg/OEM Bulk |
|-------------|------------------|--------------------|--------------------|--------------------------------------|------------|---------------------------------------|
| Gas | 2 | 3-3/8 | 3-5/8 | 0576G00CHR* | 8 | 1.2/12.0 |
| Diesel | 2 | 3-3/8 | 3-5/8 | 0576D00CHR | 8 | 1.1/12.0 |

SPARE PARTS ORDERING INFORMATION

Gas Cap & O-Ring: 0576DPG99A Diesel Cap & O-Ring: 0576DPD99A
Retaining Ring: 0537DP2 Deck Plate Key: 1247DP0BLK

FIG. 0576

FIGS. 0557 & 0564 - FUEL & WATER FILLS FOR 1-1/2" HOSE

CONSTRUCTION:

- ★ CHROME PLATED BRONZE & BLACK PLASTIC BODY
- ★ FIG. NO. 1247 DECK PLATE KEY (FIG. 0557 ONLY) AND O-RING INCLUDED



ORDERING INFORMATION

| Marked For: | Hose Size Inches | O.D. Flange Inches | Length Neck Inches | Dealer Pkg. 5 Cards 1 Pc. per Card | OEM Bulk Pkg. 25 Pcs. | Screw Size | Ship Wt. Carton Lbs. DP/OEM Bulk |
|-------------|------------------|--------------------|--------------------|------------------------------------|-----------------------|------------|----------------------------------|
| Gas | 1-1/2 | 3-3/8 | 3-1/8 | 0557DPGCHR* | 0557G00CHR* | 8 | 3.7/14.0 |
| Diesel | 1-1/2 | 3-3/8 | 3-1/8 | 0557DPDCHR | 0557D00CHR | 8 | 3.7/14.0 |
| Water | 1-1/2 | 3-3/8 | 3-1/8 | 0557DPWCHR | 0557W00CHR | 8 | 3.7/14.0 |
| Gas | 1-1/2 | 3-3/8 | 3-1/8 | 0564DPGCHR* | 0564G00CHR* | 8 | 5.0/21.8 |
| Diesel | 1-1/2 | 3-3/8 | 3-1/8 | 0564DPDCHR | 0564D00CHR | 8 | 5.0/21.8 |
| Water | 1-1/2 | 3-3/8 | 3-1/8 | 0564DPWCHR | 0564W00CHR | 8 | 5.0/21.8 |

SPARE PARTS ORDERING INFORMATION

Caps For Fig. 0557 Gas Cap with O-Ring: 0557DPG99A Diesel Cap with O-Ring: 0557DPD99A Water Cap with O-Ring: 0557DPW99A Deck Plate Key: 1247DP0BLK
Caps For Fig. 0564 Gas Cap with O-Ring: 0590DPG99A Diesel Cap with O-Ring: 0590DPD99A Water Cap with O-Ring: 0590DPW99A No Deck Plate Key Required

** New Item **FOR MATCHING WASTE DECK PLATES SEE FIGS. 0556 & 0563 ON PAGE 154**

FIG. 0520 - FUEL & WATER FILLS FOR 1-1/2" HOSE

CONSTRUCTION:

- ★ FIG. 0520 - CHROME PLATED BRONZE
- ★ FIG. NO. 1248 DECK PLATE KEY, O-RING AND INTEGRAL RETAINER ON CAP INCLUDED
- ★ CAPS HAVE A SLOT BETWEEN THE HOLES



ORDERING INFORMATION

| Marked For: | Hose Size Inches | O.D. Flange Inches | Length Neck Inches | Dealer Pkg. 5 Cards 1 Pc. per Card | OEM Bulk Pkg. 25 Pcs. | Screw Size | Ship Wt. Carton Lbs. DP/OEM Bulk |
|-------------|------------------|--------------------|--------------------|------------------------------------|-----------------------|------------|----------------------------------|
| Gas | 1-1/2 | 3-1/8 | 3-1/2 | 0520DPGCHR* | 0520G00CHR* | 8 | 3.9/18.3 |
| Diesel | 1-1/2 | 3-1/8 | 3-1/2 | 0520DPDCHR | 0520D00CHR | 8 | 3.9/18.9 |
| Water | 1-1/2 | 3-1/8 | 3-1/2 | 0520DPWCHR | 0520W00CHR | 8 | 4.0/18.1 |

SPARE PARTS ORDERING INFORMATION

Cap with O-Ring and Retainer: 0520DP099A. Deck Plate Key: 12487-8DP.

FOR MATCHING WASTE DECK PLATES SEE FIG. 0507 ON PAGE 155

*NOTE: These Items Meet the Requirements of U.S.C.G. Safety Standards, January 31, 1977, for Gasoline Fuel Systems, 33 CFR 183.

Underwater Hardware Deck Plates, Fills and Vents

FIG. 0557



FIG. 0564**



FIG. 0520

FUEL & WATER FILLS FOR HOSE

FIG. 0527 - GAS FILL FOR 1-1/2" HOSE

CONSTRUCTION:

- ★ CHROME PLATED BRONZE
- ★ 35° ANGLED HOSE BIBS
- ★ FIG. No. 1247 KEY, O-RING AND FIG. No. 0537 RETAINING CABLE ON CAP INCLUDED
- ★ CAPS HAVE A SLOT BETWEEN THE HOLES



FIG. 0527

ORDERING INFORMATION

| Marked For: | Hose Size Inches | O.D. Flange Inches | Length Neck Inches | Standard Pkg. - 1 Pc. | Screw Size | Ship Wt. Carton Lbs. Std. Pkg. |
|-------------|------------------|--------------------|--------------------|-----------------------|------------|--------------------------------|
| Gas | 1-1/2 | 3-1/2 | 4-7/8 | 0527G08CHR* | 10 | 2.6 |

SPARE PARTS ORDERING INFORMATION

Deck Plate Key, Cat. No. 12487-8DP
 Cap with O-Ring: 0528DP899A
 O-Rings Only (2 per bag): 0513DP8

FIG. 1270 - FUEL & WATER FILLS FOR 1-1/2" HOSE

CONSTRUCTION:

- ★ CHROME PLATED ZINC ALLOY
- ★ BLACK PLASTIC CAP
- ★ FIG. No. 1248 DECK PLATE KEY, O-RING AND INTEGRAL RETAINER ON CAP INCLUDED
- ★ CAPS HAVE A SLOT BETWEEN THE HOLES



ORDERING INFORMATION

| Marked For: | Hose Size Inches | O.D. Flange Inches | Length Neck Inches | Dealer Pkg. 5 Cards 1 Pc. per Card | OEM Bulk Pkg. 25 Pcs. | Screw Size | Ship. Wt. Carton Lbs. DP/OEM Bulk |
|-------------|------------------|--------------------|--------------------|------------------------------------|-----------------------|------------|-----------------------------------|
| Gas | 1-1/2 | 3-1/2 | 2-1/2 | 1270DPGCHR* | 1270G00CHR* | 8 | 3.9/17.4 |
| Diesel | 1-1/2 | 3-1/2 | 2-1/2 | 1270DPDCHR | 1270D00CHR | 8 | 4.0/17.4 |
| Water | 1-1/2 | 3-1/2 | 2-1/2 | 1270DPWCHR | 1270W00CHR | 8 | 4.1/17.3 |

SPARE PARTS ORDERING INFORMATION

Gas Cap with O-Ring and Retainer: 1270DPG99A
 Diesel Cap with O-Ring and Retainer: 1270DPD99A
 Water Cap with O-Ring and Retainer: 1270DPW99A
 O-Rings Only (2 per bag): 0513DP8
 Deck Plate Key: 12487-8DP



FIG. 1270

*NOTE: These Items Meet the Requirements of U.S.C.G. Safety Standards, January 31, 1977, for Gasoline Fuel Systems, 33 CFR 183.

FUEL & WATER FILLS FOR PIPE

FIG. 0528 - FUEL & WATER FILLS FOR PIPE

CONSTRUCTION:

- ★ CAST BRONZE
- ★ PLAIN OR CHROME PLATED
- ★ 1-1/4 AND 1-1/2 INCH CAPS HAVE A SLOT BETWEEN THE HOLES
- ★ FIG. NO. 1248 DECK PLATE KEY AND O-RING INCLUDED



ORDERING INFORMATION

FOR UNMARKED FILLS

| Pipe Size Inches | O.D. Flange Inches | Plain Bronze Std. Pkg. - 1 Pc. | Chrome Plated Bronze Std. Pkg. - 1 Pc. | Chrome Plated Bronze OEM Bulk Pkg. 10 Pcs. | Ship Wt. Carton Lbs. PLB/CHR/OEM Bulk |
|------------------|--------------------|--------------------------------|--|--|---------------------------------------|
| 1 | 2-7/8 | 0528006PLB | 0528006CHR | ----- | 0.6/0.7/-- |
| 1-1/4 | 3-5/16 | 0528007PLB | 0528007CHR | ----- | 0.7/0.7/-- |
| 1-1/2 | 3-5/8 | 0528008PLB | 0528DP8CHR* | 0528008CHR | 1.0/4.7/8.9 |
| 2 | 4-1/4 | 0528009PLB | 0528009CHR*** | ----- | 2.0/2.1/-- |
| 2-1/2 | 4-5/8 | 0528010PLB | 0528010CHR*** | ----- | 2.0/2.0/-- |
| 3 | 5-3/8 | 0528011PLB | 0528011CHR*** | ----- | 3.0/3.1/-- |

FOR GAS FILLS**

| Pipe Size Inches | O.D. Flange Inches | Plain Bronze Std. Pkg. - 1 Pc. | Chrome Plated Bronze Std. Pkg. - 1 Pc. | Chrome Plated Bronze OEM Bulk Pkg. 10 Pcs. | Ship Wt. Carton Lbs. PLB/CHR/OEM Bulk |
|------------------|--------------------|--------------------------------|--|--|---------------------------------------|
| 1-1/2 | 3-5/8 | 0528G08PLB | 0528DPGCHR* | 0528G08CHR | 1.0/5.0/8.9 |
| 2 | 4-1/4 | ----- | 0528G09CHR*** | 0528G09CHR*** | --/2.0/3.2 |

FOR DIESEL FILLS

| Pipe Size Inches | O.D. Flange Inches | Plain Bronze Std. Pkg. - 1 Pc. | Chrome Plated Bronze Std. Pkg. - 1 Pc. | Chrome Plated Bronze OEM Bulk Pkg. 10 Pcs. | Ship Wt. Carton Lbs. PLB/CHR/OEM Bulk |
|------------------|--------------------|--------------------------------|--|--|---------------------------------------|
| 1-1/2 | 3-5/8 | 0528D08PLB | 0528DPDCHR* | 0528D08CHR | 1.0/5.1/8.9 |
| 2 | 4-1/4 | 0528D09PLB | 0528D09CHR*** | ----- | 2.0/2.0/-- |

FOR WATER FILLS

| Pipe Size Inches | O.D. Flange Inches | Plain Bronze Std. Pkg. - 1 Pc. | Chrome Plated Bronze Std. Pkg. - 1 Pc. | Chrome Plated Bronze OEM Bulk Pkg. 10 Pcs. | Ship Wt. Carton Lbs. PLB/CHR/OEM Bulk |
|------------------|--------------------|--------------------------------|--|--|---------------------------------------|
| 1-1/2 | 3-5/8 | 0528W08PLB | 0528DPWCHR* | 0528W08CHR | 1.0/5.0/8.8 |

Screw Sizes: 2-1/2 and 3 Inch Deck Plates #10, All Others #8.

* Dealer Package 5 Pcs., 1 Pc. per Card

** These Deck Plates Meet the Requirements of U.S.C.G. Safety Standards, January 31, 1977, for Gasoline Fuel Systems, 33 CFR 183.

*** Sizes 9, 10 & 11 Have 4 Mounting Holes.

FOR MATCHING WASTE DECK PLATE SEE FIG. 0524 ON PAGE 154

SPARE PARTS ORDERING INFORMATION

| Pipe Size Inches | Plain Bronze Cap* | Chrome Plated Bronze Cap* | O-Rings Only (2 per bag, 5 bags/Pkg) | Spare Key |
|------------------|-------------------|---------------------------|--------------------------------------|--------------|
| 1 | 0528P0699A | 0528C0699A | 0513006 | 1248006DP*** |
| 1-1/4 | 0528P0799A | 0528C0799A | 0513007 | 12487-8DP*** |
| 1-1/2 | 0528P0899A | 0528DP899A** | 0513DP8 | 12487-8DP*** |
| 2 | 0528P0999A | 0528C0999A | 0513009 | 1248009DP*** |
| 2-1/2 | 0528P1099A | 0528C1099A | 0513010 | 1248010ZNC |
| 3 | 0528P1199A | 0528C1199A | 0513011 | 052801199C |

* Complete With O-Ring.

** Dealer Pkg. - 5 pcs. (1 pc. per card)

*** Dealer Pkg. - 10 pcs. (1 pc. per card)



FIG. 0528 UN-MARKED



FIG. 0528 GAS



FIG. 0528 DIESEL



FIG. 0528 WATER

Underwater Hardware Deck Plates, Fills and Vents

GAS FILLS

FIGS. 1313 & 1399 - GAS FILLS

PATENT No. 3,828,714

CONSTRUCTION:

- ★ CHROME PLATED ZINC ALLOY
- ★ BLACK PLASTIC FLANGE
- ★ BLACK PLASTIC CAP WITH STRAP
- ★ GROUNDING SCREW INCLUDED
- ★ CAP RETAINER AND GASKET
- ★ LOCKING CAP HAS A COVER FOR THE KEY HOLE



FIG. 1313



FIG. 1399



ORDERING INFORMATION

| Marked For: | Hose Size Inches | O.D. Flange Inches | Length Neck Inches | Dealer Pkg. 5 Cards 1 Pc. per Card | OEM Bulk Pkg. 50 Pcs. | Ship Wt. Carton Lbs. DP/OEM Bulk |
|-------------|------------------|--------------------|--------------------|------------------------------------|-----------------------|----------------------------------|
| Gas* | 1-1/2 | 3-1/8 | 1-7/8 | 1313DP0CHR | 1313000CHR | 2.9/24.4 |
| Gas w/Lock* | 1-1/2 | 3-1/8 | 1-7/8 | 1399DP0CHR | 1399000CHR | 3.1/25.6 |

Screw Size #6.

SPARE PARTS ORDERING INFORMATION

Non-Locking Cap: 0126DP0BLK
Locking Cap with 2 keys: 1324DP0BLK

FIG. 1613 - PLASTIC GAS FILL

CONSTRUCTION:

- ★ FIBER REINFORCED, U.V. STABILIZED BLACK PLASTIC
- ★ NO DECK PLATE KEY OR GROUND WIRE REQUIRED
- ★ EASY-GRIP CAP
- ★ O-RING AND CAP RETAINER INCLUDED



ORDERING INFORMATION

| For Hose Inches | O.D. Overall Inches | Length Neck Inches | Dealer Pkg. 5 Cards 1 Pc. per Card | OEM Bulk Pkg. 50 Pcs. | Screw Size | Ship Wt. Carton Lbs. DP/OEM Bulk |
|-----------------|---------------------|--------------------|------------------------------------|-----------------------|------------|----------------------------------|
| 1-1/2 | 3-1/16 | 2-7/16 | 1613DP0BLK* | 1613000BLK* | 8 | 2.0/14.4 |

SPARE PARTS ORDERING INFORMATION

Cap with O-Ring and Retainer: 161300099A
O-Rings (2 per bag): 0513DP8



FIG. 1613

FIG. 1413 - GAS FILL

CONSTRUCTION:

- ★ CHROME PLATED ZINC ALLOY
- ★ BLACK PLASTIC CAP AND BASE
- ★ INTEGRAL CAP RETAINER/GASKET INCLUDED



ORDERING INFORMATION

| For Hose Inches | Length Neck Inches | Dimensions Overall Inches | Standard Pkg. 1 Pc. | Screw Size | Ship Wt. Carton Lbs. DP/OEM Bulk |
|-----------------|--------------------|---------------------------|---------------------|------------|----------------------------------|
| 1-1/2 | 1-7/8 | 3 x 3 | 1413000CHR* | 6 | 0.6 |

SPARE PARTS ORDERING INFORMATION

Cap: 0126DP0BLK



FIG. 1413

*NOTE: These Items Meet the Requirements of U.S.C.G. Safety Standards, January 31, 1977, for Gasoline Fuel Systems, 33 CFR 183.

Underwater Hardware Deck Plates, Fills and Vents

WASTE DECK PLATES

FIG. 0556 - WASTE DECK PLATE FOR HOSE



FIG. 0556

CONSTRUCTION:

- * CHROME PLATED BRONZE & BLACK PLASTIC BODY
- * FIG. NO. 1247 DECK PLATE KEY AND O-RING INCLUDED



ORDERING INFORMATION

| Hose Size Inches | O.D. Flange Inches | Length Neck Inches | Dealer Pkg. 5 Cards 1 Pc. per Card | OEM Bulk Pkg. 25 Pcs. | Screw Size | Ship Wt. Carton Lbs. DP/OEM Bulk |
|---------------------|-----------------------|-----------------------|--|--------------------------|------------|-------------------------------------|
| 1-1/2 | 3-3/8 | 3-1/8 | 0556DP0CHR | 0556000CHR | 8 | 3.7/14.0 |

SPARE PARTS ORDERING INFORMATION

Cap with O-Ring: 0556DP099A
Deck Plate Key: 1247DP0BLK

Underwater Hardware Deck Plates, Fills and Vents

FIG. 0563 - WASTE DECK PLATE FOR HOSE



FIG. 0563

CONSTRUCTION:

- * CHROME PLATED BRONZE & BLACK PLASTIC BODY



ORDERING INFORMATION

| Hose Size Inches | O.D. Flange Inches | Length Neck Inches | Dealer Pkg. 5 Cards 1 Pc. per Card | OEM Bulk Pkg. 25 Pcs. | Screw Size | Ship Wt. Carton Lbs. DP/OEM Bulk |
|---------------------|-----------------------|-----------------------|--|--------------------------|------------|-------------------------------------|
| 1-1/2 | 3-3/8 | 3-1/8 | 0563DP0CHR | 0563000CHR | 8 | 5.0/21.8 |

SPARE PARTS ORDERING INFORMATION

Cap with O-Ring: 0563DP099A
Deck Plate Key: 1247DP0BLK

FIG. 0524 - WASTE DECK PLATE FOR PIPE



FIG. 0524

CONSTRUCTION:

- * CHROME PLATED BRONZE
- * FIG. NO. 1248 DECK PLATE KEY AND O-RING INCLUDED
- * CAP HAS A SLOT BETWEEN THE HOLES



ORDERING INFORMATION

| Pipe Size Inches | O.D. Flange Inches | Dealer Pkg. 5 Cards 1 Pc. per Card | OEM Bulk Pkg. 10 Pcs. | Screw Size | Ship Wt. Carton Lbs. DP/OEM Bulk |
|---------------------|-----------------------|--|--------------------------|------------|-------------------------------------|
| 1-1/2 | 3-5/8 | 0524DP0CHR | 0524000CHR | 8 | 4.8/8.6 |

SPARE PARTS ORDERING INFORMATION

Cap with O-Ring: 0524DP099A
O-Rings Only (2 per bag): 0513DP8
Deck Plate Key: 12487-8DP

NOTE: These Items Comply with Adopted Standards on "Fittings" A.B.Y.C. Recommended Practices Standards Covering Sewage Holding and/or Treatment Devices for Marine Waste Systems.

WASTE DECK PLATES

FIG. 0507 - WASTE DECK PLATES FOR HOSE

CONSTRUCTION:

- ★ CHROME PLATED BRONZE
- ★ FIG. NO. 1248 DECK PLATE KEY AND O-RING INCLUDED
- ★ CAP HAS A SLOT BETWEEN THE HOLES



ORDERING INFORMATION

| Hose Size Inches | O.D. Flange Inches | Length Neck Inches | Dealer Pkg. 5 Cards 1 Pc. per Card | OEM Bulk Pkg. 25 Pcs. | Screw Size | Ship Wt. Carton Lbs. DP/OEM Bulk |
|---------------------|-----------------------|-----------------------|--|--------------------------|------------|--|
| 1-1/2 | 3-1/8 | 3-1/2 | 0507DP0CHR | 0507000CHR | 8 | 3.8/18.4 |

SPARE PARTS ORDERING INFORMATION

Cap with O-Ring: 0507DP099A
 O-Rings Only (2 per bag): 0513DP8
 Deck Plate Key: 12487-8DP



FIG. 0507

FIG. 1269 - WASTE DECK PLATE FOR HOSE

CONSTRUCTION:

- ★ CHROME PLATED ZINC ALLOY
- ★ BLACK PLASTIC CAP
- ★ FIG. NO. 1248 DECK PLATE KEY AND O-RING INCLUDED
- ★ CAP HAS A SLOT BETWEEN THE HOLES



ORDERING INFORMATION

| Hose Size Inches | O.D. Flange Inches | Length Neck Inches | Dealer Pkg. 5 Cards 1 Pc. per Card | OEM Bulk Pkg. 25 Pcs. | Screw Size | Ship Wt. Carton Lbs. DP/OEM Bulk |
|---------------------|-----------------------|-----------------------|--|--------------------------|------------|--|
| 1-1/2 | 3-1/2 | 2-1/2 | 1269DP0CHR | 1269000CHR | 8 | 3.9/17.0 |

SPARE PARTS ORDERING INFORMATION

Cap with O-Ring: 1269DP099A
 O-Rings Only (2 per bag): 0513DP8
 Deck Plate Key: 12487-8DP



FIG. 1269

Underwater Hardware Deck Plates, Fills and Vents

NOTE: These Items Comply with Adopted Standards on "Fittings" A.B.Y.C. Recommended Practices Standards Covering Sewage Holding and/or Treatment Devices for Marine Waste Systems.

GAS TANK VENTS

FIG. 0570 - GAS TANK VENT

CONSTRUCTION:

- ★ CHROME PLATED ZINC ALLOY COWL
- ★ BLACK OR WHITE PLASTIC CAP
- ★ REMOVABLE 30 MESH STAINLESS STEEL WIRE SCREEN FLAME ARRESTOR



FIG. 0570

ORDERING INFORMATION

| Color | Hose Size Inches | Max. Hull Thickness Inches | Dealer Pkg. 10 Cards 1 Pc. per Card | OEM Bulk Pkg. 50 Pcs. | Ship Wt. Carton Lbs. DP/OEM Bulk |
|-------|---------------------|-------------------------------|---|--------------------------|--|
| Black | 5/8 | 3/4 | 0570DP4BLK | 0570004BLK | 2.4/9.6 |
| White | 5/8 | 3/4 | 0570DP4WHT | 0570004WHT | 2.3/9.7 |

FIG. 0571 - GAS TANK VENT WITH SWIVEL ELBOW

CONSTRUCTION:

- ★ BLACK OR WHITE PLASTIC CAP WITH ZINC ALLOY ELBOW
- ★ REMOVABLE 30 MESH STAINLESS STEEL WIRE SCREEN FLAME ARRESTOR

DESIGN ALLOWS ELBOW TO BE ROTATED TO ANY POSITION



FIG. 0571

ORDERING INFORMATION

| Color | Hose Size Inches | Max. Hull Thickness Inches | Dealer Pkg. 10 Cards 1 Pc. per Card | OEM Bulk Pkg. 50 Pcs. | Ship Wt. Carton Lbs. DP/OEM Bulk |
|-------|---------------------|-------------------------------|---|--------------------------|--|
| Black | 5/8 | 3/4 | 0571DP4BLK | 0571004BLK | 2.5/9.5 |
| White | 5/8 | 3/4 | 0571DP4WHT | 0571004WHT | 2.5/9.5 |

FIG. 0561 - GAS TANK VENT WITH SWIVEL ELBOW

CONSTRUCTION:

- ★ CHROME PLATED ZINC ALLOY CAP WITH ZINC ALLOY ELBOW
- ★ BLACK PLASTIC SPLASH GUARD
- ★ REMOVABLE 30 MESH STAINLESS STEEL WIRE SCREEN FLAME ARRESTOR

DESIGN ALLOWS ELBOW TO BE ROTATED TO ANY POSITION



FIG. 0561

ORDERING INFORMATION

| Hose Size Inches | Max. Hull Thickness Inches | Dealer Pkg. 10 Cards 1 Pc. per Card | OEM Bulk Pkg. 50 Pcs. | Ship Wt. Carton Lbs. DP/OEM Bulk |
|---------------------|-------------------------------|---|--------------------------|--|
| 5/8 | 1 | 0561DP4CHR | 0561004CHR | 2.8/11.4 |

Spare Splash Guard Cat. No. 0518000BLK

FIG. 0506 - GAS TANK VENT

CONSTRUCTION:

- ★ CHROME PLATED ZINC ALLOY WITH BLACK PLASTIC SPLASH GUARD
- ★ REMOVABLE 30 MESH STAINLESS STEEL WIRE SCREEN FLAME ARRESTOR



FIG. 0506

ORDERING INFORMATION

| Hose Size Inches | Max. Hull Thickness Inches | Dealer Pkg. 10 Cards 1 Pc. per Card | OEM Bulk Pkg. 50 Pcs. | Ship Wt. Carton Lbs. DP/OEM Bulk |
|---------------------|-------------------------------|---|--------------------------|--|
| 5/8 | 3/4 | 0506DP4CHR | 0506004CHR | 2.1/8.0 |

Spare Splash Guard Cat. No. 0518000BLK

Note: All of the Above Vents are Designed to Meet the Requirements of U.S.C.G. Safety Standards January 31, 1977, for Gasoline Fuel Systems 33 CFR 183.

GAS TANK VENTS

FIG. 0509 - GAS TANK VENT

CONSTRUCTION:

- ★ CHROME PLATED BRONZE
- ★ REMOVABLE 30 MESH STAINLESS STEEL WIRE SCREEN FLAME ARRESTOR



ORDERING INFORMATION

| Hose Size Inches | Max. Hull Thickness Inches | Dealer Pkg. 5 Cards 1 Pc. per Card | OEM Bulk Pkg. 50 Pcs. | Ship Wt. Carton Lbs. DP/OEM Bulk |
|---------------------|-------------------------------|--|--------------------------|--|
| 5/8 | 3/4 | 0509DP4CHR | 0509004CHR | 1.5/11.8 |
| 3/4 | 5/8 | 0509DP5CHR | 0509005CHR | 1.7/13.2 |




FIG. 0509

FIG. 0503 - GAS TANK VENT

CONSTRUCTION:

- ★ CHROME PLATED BRONZE
- ★ REMOVABLE 30 MESH STAINLESS STEEL WIRE SCREEN FLAME ARRESTOR



ORDERING INFORMATION

| Thread Size Inches | Max. Hull Thickness Inches | Dealer Pkg. 5 Cards 1 Pc. per Card | OEM Bulk Pkg. 50 Pcs. | Ship Wt. Carton Lbs. DP/OEM Bulk |
|-----------------------|-------------------------------|--|--------------------------|--|
| 3/8 | 7/8 | 0503DP3CHR | 0503003CHR | 1.9/16.3 |
| 1/2 | 7/8 | 0503DP4CHR | 0503004CHR | 1.9/16.0 |



FIG. 0503

FIG. 0515 - GAS TANK VENT

CONSTRUCTION:

- ★ CHROME PLATED BRONZE
- ★ REMOVABLE 30 MESH STAINLESS STEEL WIRE SCREEN FLAME ARRESTOR



ORDERING INFORMATION

| Thread Size Inches | Max. Hull Thickness Inches | Dealer Pkg. 5 Cards 1 Pc. per Card | OEM Bulk Pkg. 50 Pcs. | Ship Wt. Carton Lbs. DP/OEM Bulk |
|-----------------------|-------------------------------|--|--------------------------|--|
| 3/8 | 5/8 | 0515DP3CHR | 0515003CHR | 1.2/8.9 |
| 1/2 | 5/8 | 0515DP4CHR | 0515004CHR | 1.4/10.4 |



FIG. 0515

FIG. 0505 - GAS TANK VENT

CONSTRUCTION:

- ★ CHROME PLATED CAST BRONZE
- ★ REMOVABLE 30 MESH STAINLESS STEEL WIRE SCREEN FLAME ARRESTOR

Designed to meet the requirements of the National Fire Protection Association Booklet No. 302, Section No. 323 on vent pipe outlets. The 1/2 inch N.P.T. is off center to create a water baffle.



ORDERING INFORMATION

| O.D. Flange Inches | O.D. Neck Inches | Length Neck Inches | Dealer Pkg. 5 Cards 1 Pc. per Card | OEM Bulk Pkg. 25 Pcs. | Screw Size | Ship Wt. Carton Lbs. DP/OEM Bulk |
|-----------------------|---------------------|-----------------------|--|--------------------------|------------|--|
| 2-1/2 | 1-3/16 | 1-1/2 | 0505DP0CHR | 0505000CHR | 8 | 2.3/9.8 |



FIG. 0505

Note: All of the Above Vents are Designed to Meet the Requirements of U.S.C.G. Safety Standards January 31, 1977, for Gasoline Fuel Systems 33 CFR 183.

Underwater Hardware Deck Plates, Fills and Vents

DECK PLATE KEYS & CABLE

FIG. 1247 - DECK PLATE KEY



FIG. 1247

CONSTRUCTION:

★ BLACK PLASTIC

**Compact Size with Hole for Key Chain
Will Fit PERKO 1-1/4" and 1-1/2" Deck Plates
and Many Other "Slot" Type Opening Deck Plates**



ORDERING INFORMATION

| C. to C. of Lugs | Length Spade Inches | Length Overall Inches | Dealer Pkg. 10 Cards 1 Pc. per Card | OEM Bulk Pkg. 50 Pcs. | Ship Wt. Carton Lbs. DP/OEM Bulk |
|------------------|---------------------|-----------------------|-------------------------------------|-----------------------|----------------------------------|
| 1-1/8 | 1 | 1-3/4 | 1247DP0BLK | 1247000BLK | 0.4/0.7 |



FIG. 1248 - DECK PLATE KEY



FIG. 1248

CONSTRUCTION OPTIONS:

★ BLACK PLASTIC OR ZINC ALLOY

**The Keys For 1" Thru 1-1/2" Deck Plates Have a 1 Inch Spade on Handle
That Allows Them to Fit Many Other "Slot" Type Opening Deck Plates**



ORDERING INFORMATION

| For Deck Plate Size Inches | C. to C. of Lugs | Length Overall Inches | Material | Dealer Pkg. 10 Cards 1 Pc. per Card | Standard Pkg. - 50 Pc. | Ship Wt. Carton Lbs. DP/Std. Pkg. |
|----------------------------|------------------|-----------------------|----------|-------------------------------------|------------------------|-----------------------------------|
| 1 | 5/8 | 3-3/8 | Plastic | 1248006DP | ----- | 0.4/--- |
| 1-1/4 & 1-1/2 | 1-1/8 | 3-3/8 | Plastic | 12487-8DP | 12487-8BLK | 0.7/1.4 |
| 2 | 1-11/16 | 4-3/8 | Zinc | 1248009DP | ----- | 2.0/-- |
| 2-1/2 | 2 | 4-3/8 | Zinc | ----- | 1248010ZNC* | --/2 |

*Standard Pkg. - 1 pc.

FIG. 0826 - ADJUSTABLE DECK PLATE KEY




FIG. 0826

CONSTRUCTION:

- ★ CHROME PLATED ZINC ALLOY
- ★ HARDENED STEEL PIN
- ★ WILL FIT SIZES UP TO 8 INCH DIAMETER



ORDERING INFORMATION

| Length Overall Inches | Dealer Pkg. - 5 Cards 1 Pc. per Card | Ship Wt. Carton Lbs. Dealer Pkg. |
|-----------------------|--------------------------------------|----------------------------------|
| 8-1/2 | 0826DP0CHR | 3.4 |

FIG. 0537 - RETAINING CABLE FOR DECK PLATES



FIG. 0537

CONSTRUCTION:

- ★ STAINLESS STEEL CABLE AND FITTINGS
- ★ STAINLESS STEEL RING AND SELF TAPPING SCREW



ORDERING INFORMATION

| Ring Dia. Inches | Fill Hose Size Inches | Length Cable Inches | Dealer Pkg. - 5 Cards 1 Pc. per Card | Ship Wt. Carton Lbs. Dealer Pkg. |
|------------------|-----------------------|---------------------|--------------------------------------|----------------------------------|
| 1-3/8 | 1-1/2 | 7 | 0537DP | 0.2 |
| 2 | 2 | 7 | 0537DP2* | 0.2 |

*Self Tapping Screw Not Included



FIG. 0572 - OPEN BASE CLEAT

CONSTRUCTION:

★ CHROME PLATED BRONZE



FIG. 0572



ORDERING INFORMATION

| Length Overall Inches | Dimensions Base Inches | Max. Rope Size Inches | Dealer Pkg. 5 Cards 1 Pc. per Card | Standard Package - 1 Pc. | OEM Bulk Pkg. 10 Pcs. | Screw Size | Ship Wt. Carton Lbs. DP/Std Pkg/OEM Bulk |
|-----------------------|------------------------|-----------------------|------------------------------------|--------------------------|-----------------------|------------|--|
| 8 | 4 x 2-1/4 | 3/4 | 0572DP8CHR | ----- | 0572008CHR | 1/4 | 7.4/--/14.3 |
| 10 | 5-1/16 x 2-13/16 | 7/8 | ----- | 0572010CHR | ----- | 5/16 | --/2.2/-- |
| 12 | 6-1/16 x 2-7/8 | 1 | ----- | 0572012CHR | ----- | 5/16 | --/3.2/-- |
| 15 | 7-3/8 x 3-5/8 | 1-1/2 | ----- | 0572015CHR | ----- | 3/8 | --/8.0/-- |

FIG. 1188 - OPEN BASE CLEAT

CONSTRUCTION:

★ CHROME PLATED ZINC ALLOY



FIG. 1188



ORDERING INFORMATION

| Length Overall Inches | Dimensions Base Inches | Max. Rope Size Inches | Dealer Pkg. 5 Cards 1 Pc. per Card | OEM Bulk Pkg. | OEM Bulk Pkg. | Screw Size | Ship Wt. Carton Lbs. DP/OEM Bulk |
|-----------------------|------------------------|-----------------------|------------------------------------|---------------|---------------|------------|----------------------------------|
| 4 | 2-1/8 x 1-1/2 | 5/16 | 1188DP4CHR* | 1188004CHR | 50 | 10 | 3.1/15.1 |
| 6 | 3 x 1-3/4 | 7/16 | 1188DP6CHR | 1188006CHR | 50 | 10 | 3.2/30.0 |
| 8 | 4 x 2-1/8 | 5/8 | 1188DP8CHR | 1188008CHR | 25 | 1/4 | 4.4/20.4 |

* Dealer Package, 5 cards - 2 Pcs. per card.

FIG. 1210 - OPEN BASE CLEAT

CONSTRUCTION:

★ CHROME PLATED ZINC ALLOY
★ STAINLESS STEEL STUDS, NUTS AND WASHERS



FIG. 1210

ORDERING INFORMATION

| Length Overall Inches | Dimensions Base Inches | Max. Rope Size Inches | Catalog Number | OEM Std. Pkg. | OEM Bulk Pkg. | Stud Size | Ship Wt. Carton Lbs. Std Pkg./OEM Bulk |
|-----------------------|------------------------|-----------------------|----------------|---------------|---------------|---------------|--|
| 4 | 2-1/8 x 1-1/2 | 5/16 | 1210004CHR | 10 | 50 | 12-24 x 1-1/4 | 3.7/19.5 |
| 6 | 3 x 1-3/4 | 7/16 | 1210006CHR | 10 | 30 | 1/4-20 x 2 | 6.6/21.8 |
| 8 | 4 x 2-1/8 | 5/8 | 1210008CHR | 5 | 30 | 1/4-20 x 2 | 4.9/29.4 |

FIG. 0566 - CLOSED BASE CLEAT



FIG. 0566

CONSTRUCTION:

★ CHROME PLATED ZINC ALLOY



ORDERING INFORMATION

| Length Overall Inches | Dimensions Base Inches | Max. Rope Size Inches | Dealer Pkg. 5 Cards 2 Pcs. per Card | Screw Size | Ship Wt. Carton Lbs. Dealer Pkg. |
|-----------------------|------------------------|-----------------------|-------------------------------------|------------|----------------------------------|
| 2 | 2-3/16 x 1-1/8 | 5/16 | 0566DP2CHR | 6 | 1.3 |
| 3 | 3-1/8 x 1-1/2 | 3/8 | 0566DP3CHR | 8 | 3.6 |
| 4-1/2 | 4-7/16 x 1-7/8 | 1/2 | 0566DP4CHR | 10 | 6.1 |

FIG. 1252 - OPEN BASE CLEAT



FIG. 1252

CONSTRUCTION:

★ CHROME PLATED ZINC ALLOY



ORDERING INFORMATION

| Length Overall Inches | Dimensions Base Inches | Max. Rope Size Inches | Dealer Pkg. 5 Cards 2 Pcs. per Card | OEM Bulk Pkg. 50 Pcs. | Screw Size | Ship Wt. Carton Lbs. DP/OEM Bulk |
|-----------------------|------------------------|-----------------------|-------------------------------------|-----------------------|------------|----------------------------------|
| 6-1/2 | 3 x 1-1/8 | 3/4 | 1252DP0CHR | 1252000CHR | 1/4 | 4.6/34.5 |

FIG. 0530 - OPEN BASE CLEAT



FIG. 0530

CONSTRUCTION:

★ PLAIN ALUMINUM



ORDERING INFORMATION

| Length Overall Inches | Dimensions Base Inches | Max. Rope Size Inches | Standard Package - 1 Pc. | Screw Size | Ship Wt. Carton Lbs. Std. Pkg. |
|-----------------------|------------------------|-----------------------|--------------------------|------------|--------------------------------|
| 8 | 4 x 2-1/4 | 3/4 | 0530008ALU | 1/2 | 1.2 |
| 10 | 4-1/2 x 3 | 7/8 | 0530010ALU | 1/2 | 2.0 |
| 12 | 6-1/2 x 2-7/8 | 1 | 0530012ALU | 5/8 | 4.0 |
| 15 | 7 x 3-1/4 | 1-1/2 | 0530015ALU | 3/4 | 5.6 |

FIG. 0545 - CLEAT

CONSTRUCTION:

★ *PLAIN ALUMINUM*




Fig. 0545



ORDERING INFORMATION

| Length Overall Inches | Dimensions Base Inches | Max. Rope Size Inches | Dealer Pkg. 5 Cards 2 Pcs. per Card | OEM Bulk Package | OEM Bulk Pkg Pcs/Pkg | Screw Size | Ship Wt. Carton Lbs. DP/OEM Bulk |
|-----------------------|------------------------|-----------------------|-------------------------------------|------------------|----------------------|------------|----------------------------------|
| 3 | 1-1/2 x 5/8 | 1/4 | 0545DP3ALU | ----- | ---- | 8 | 0.8/-- |
| 4 | 1-5/8 x 3/4 | 5/16 | 0545DP4ALU | ----- | ---- | 10 | 1.2/-- |
| 5 | 2 x 7/8 | 3/8 | 0545DP5ALU | ----- | ---- | 1/4 | 1.8/-- |
| 6 | 2-1/4 x 7/8 | 7/16 | 0545DP6ALU** | 0545006ALU | 50 | 1/4 | 3.0/10.2 |
| 8* | 2-5/8 x 1-7/8 | 5/8 | 0545DP8ALU** | 0545008ALU | 25 | 1/4 | 4.8/8.8 |
| 10* | 3-5/8 x 1-1/2 | 3/4 | ----- | 0545010ALU | 5 | 5/16 | --/3.0 |
| 12* | 4 x 1-1/2 | 7/8 | ----- | 0545012ALU | 5 | 5/16 | --/4.1 |

* These Sizes are Open Base, Balance of Sizes are Closed Base.

** Dealer Package, 10 pcs., 1 Pc. per card.

FIG. 0544 - CLEAT

CONSTRUCTION:

- ★ *CAST BRONZE*
- ★ *POLISHED OR CHROME PLATED*



Fig. 0544



ORDERING INFORMATION

| Overall Inches | Base Inches | Max. Rope Size Inches | Chrome Plated Bronze Dealer Pkg. | Polished Bronze Dealer Pkg. | Dealer Pkg. - 5 Cards Pcs. per Card | Screw Size | Ship Wt. Carton Lbs. Dealer Pkg. |
|----------------|-------------|-----------------------|----------------------------------|-----------------------------|-------------------------------------|------------|----------------------------------|
| 3 | 1-1/2 x 5/8 | 1/4 | 0544DP3CHR | 0544DP3POL | 2 | 8 | 1.8 |
| 4 | 1-5/8 x 3/4 | 5/16 | 0544DP4CHR | 0544DP4POL | 1 | 10 | 1.4 |

FIG. 1305 - CLOSED BASE CLEAT



FIG. 1305

CONSTRUCTION:

- ★ CHROME PLATED ZINC ALLOY
- ★ BLACK PLASTIC BASE



ORDERING INFORMATION

| Length Overall Inches | Max. Rope Size Inches | Dealer Package | Dealer Pkg. 5 Cards Pcs. per Card | OEM Bulk Pkg. 50 Pcs. | Screw Size | Ship Wt. Carton Lbs. DP/OEM Bulk |
|-----------------------|-----------------------|----------------|-----------------------------------|-----------------------|------------|----------------------------------|
| 4-1/2 | 3/8 | 1305DP1CHR | 2 | 1305001CHR | 10 | 3.4/14.6 |
| 6 | 1/2 | 1305DP2CHR | 1 | 1305002CHR | 1/4 | 3.6/15.5 |

FIG. 1316 - OPEN BASE CLEAT



FIG. 1316

CONSTRUCTION:

- ★ CHROME PLATED ZINC ALLOY
- ★ BLACK PLASTIC BASE
- ★ STAINLESS STEEL STUDS, NUTS AND WASHERS

ORDERING INFORMATION

| Length Overall Inches | Max. Rope Size Inches | Catalog Number | Std. Pkg. | OEM Bulk Pkg. | Stud Size | Ship Wt. Carton Lbs. Std. Pkg./OEM Bulk |
|-----------------------|-----------------------|----------------|-----------|---------------|---------------|---|
| 4-1/2 | 3/8 | 1316001CHR | 10 | 50 | 12-24 x 1-1/2 | 0.4/17.6 |
| 6 | 1/2 | 1316002CHR | 5 | 40 | 1/4 x 1-1/2 | 0.7/27.9 |

FIG. 1306 - OPEN BASE CLEAT



FIG. 1306

CONSTRUCTION:

- ★ CHROME PLATED ZINC ALLOY
- ★ BLACK PLASTIC BASE



ORDERING INFORMATION

| Length Overall Inches | Max. Rope Size Inches | Dealer Package | Dealer Pkg. 5 Cards Pcs. per Card | OEM Bulk Pkg. 50 Pcs. | Screw Size | Ship Wt. Carton Lbs. DP/OEM Bulk |
|-----------------------|-----------------------|----------------|-----------------------------------|-----------------------|------------|----------------------------------|
| 4-1/2 | 3/8 | 1306DP1CHR | 2 | 1306001CHR | 10 | 2.9/12.3 |
| 6 | 1/2 | 1306DP2CHR | 1 | 1306002CHR | 1/4 | 3.2/29.3 |

FIG. 1326 - OPEN BASE CLEAT



FIG. 1326

CONSTRUCTION:

- ★ CHROME PLATED ZINC ALLOY
- ★ BLACK PLASTIC BASE



ORDERING INFORMATION

| Length Overall Inches | Dimensions Base Inches | Max. Rope Size Inches | Dealer Pkg. 5 Cards 1 Pc. per Card | OEM Bulk Pkg. 50 Pcs. | Screw Size | Ship Wt. Carton Lbs. DP/OEM Bulk |
|-----------------------|------------------------|-----------------------|------------------------------------|-----------------------|------------|----------------------------------|
| 5-3/4 | 3-5/8 x 7/8 | 1/2 | 1326DP2CHR | 1326002CHR | 1/4 | 2.2/18.9 |

FIG. 0119 - STRAIGHT CHOCK

CONSTRUCTION:

★ CHROME PLATED BRONZE



Fig. 0119



ORDERING INFORMATION

| Max. Rope Size Inches | Length Overall Inches | Width Inches | Dealer Pkg. 5 Cards 1 Pc. per Card | OEM Bulk Pkg. 5 Pcs. | Screw Size | Ship Wt. Carton Lbs. DP/OEM Bulk |
|-----------------------|-----------------------|--------------|---------------------------------------|----------------------|------------|----------------------------------|
| 3/4 | 4 | 7/8 | 0119DP4CHR | 0119004CHR | 8 | 2.0/1.7 |
| 1 | 6 | 1-1/8 | 0119DP6CHR | 0119006CHR | 12 | 4.0/3.8 |

FIG. 1230 - STRAIGHT CHOCKS

CONSTRUCTION:

★ CHROME PLATED ZINC ALLOY



Fig. 1230



ORDERING INFORMATION

| Max. Rope Size Inches | Length Overall Inches | Width Inches | Dealer Pkg. 10 Cards 1 Pair per Card | OEM Bulk Pkg. 50 Pair | Screw Size | Ship Wt. Carton Lbs. DP/OEM Bulk |
|-----------------------|-----------------------|--------------|---|-----------------------|------------|----------------------------------|
| 3/4 | 4 | 7/8 | 1230DP0CHR | 1230000CHR | 8 | 4.7/21.4 |

FIG. 1223 - SKENE BOW CHOCKS

CONSTRUCTION:

★ CHROME PLATED ZINC ALLOY



Fig. 1223



ORDERING INFORMATION

| Max. Rope Size Inches | Length Overall Inches | Width Inches | Dealer Pkg. 5 Cards 1 Pair per Card | OEM Bulk Pkg. 50 Pair | Screw Size | Ship Wt. Carton Lbs. DP/OEM Bulk |
|-----------------------|-----------------------|--------------|--|-----------------------|------------|----------------------------------|
| 1/2 | 3-1/2 | 7/8 | 1223DP0CHR | 1223000CHR | 8 | 3.2/14.0 |

DECK PIPES, MOORING BITT & HAWSE HOLE PLATE

FIG. 0750 - ROPE AND CHAIN DECK PIPE



FIG. 0750

CONSTRUCTION:

- ★ CHROME PLATED BRONZE

The Cover Has a Hook for Hanging Chain and a Stainless Steel Cable Retainer



ORDERING INFORMATION

| Opening For Chain Size Inches | Dimensions Flange Inches | Height Overall Inches | Dealer Pkg. 5 Cards 1 Pc. per Card | Screw Size | Ship Wt. Carton Lbs. Dealer Pkg. |
|----------------------------------|-----------------------------|--------------------------|--|------------|-------------------------------------|
| 3/8 | 5-1/4 x 4 | 1-3/8 | 0750DP0CHR | 8 | 9.5 |

Spare Cover with Hook and Cable, Cat. No. 0750DP099A

FIG. 1057 WHT



FIG. 1057 BLK

FIG. 1057 - ROPE DECK PIPE

CONSTRUCTION:

- ★ HIGH IMPACT BLACK OR WHITE PLASTIC
- ★ U.V. STABILIZED, FIBER REINFORCED
- ★ HINGED, SNAP-DOWN COVER
- ★ IMPROVED HINGE DESIGN ALLOWS OPEN COVER TO LAY FLAT



ORDERING INFORMATION

| Color | Maximum Rope Size Inches | O.D. Flange Inches | Dealer Pkg. 5 Cards 1 Pc. per Card | OEM Bulk Pkg. 25 Pcs. | Screw Size | Ship Wt. Carton Lbs. DP/OEM Bulk |
|-------|-----------------------------|-----------------------|--|--------------------------|------------|-------------------------------------|
| Black | 7/8 | 3-3/4 | 1057DP0BLK | 1057000BLK | 8 | 1.7/5.9 |
| White | 7/8 | 3-3/4 | 1057DP0WHT | 1057000WHT | 8 | 1.7/6.1 |

FIG. 0757 - ROPE DECK PIPE



FIG. 0757

CONSTRUCTION:

- ★ CHROME PLATED ZINC ALLOY



ORDERING INFORMATION

| Maximum Rope Size Inches | O.D. Flange Inches | Dealer Pkg. 5 Cards 1 Pc. per Card | OEM Bulk Pkg. 10 Pcs. | Screw Size | Ship Wt. Carton Lbs. DP/OEM Bulk |
|-----------------------------|-----------------------|--|--------------------------|------------|-------------------------------------|
| 1 | 3-3/8 | 0757DP0CHR | 0757000CHR | 8 | 3.0/5.5 |

FIG. 0608 - MOORING BITT



FIG. 0608

CONSTRUCTION:

- ★ CHROME PLATED BRONZE, HOLLOW

ORDERING INFORMATION

| Dimensions Base Inches | Height Inches | Standard Pkg. 1 Pc. | Bolt Size | Ship Wt. Carton Lbs. Std. Pkg. |
|---------------------------|------------------|------------------------|-----------|-----------------------------------|
| 4-1/4 x 4-1/4 | 3-1/2 | 0608002CHR | 1/4 | 2.3 |
| 5 x 5 | 4-3/4 | 060802ACHR | 3/8 | 3.3 |
| 6 x 6 | 5 | 0608003CHR | 3/8 | 5.8 |

FIG. 0752 - HAWSE HOLE PLATE



FIG. 0752

CONSTRUCTION:

- ★ CHROME PLATED BRONZE

ORDERING INFORMATION

| Dimensions Outside Inches | Dimensions Inside Inches | Length Spigot Inches | Std. Pkg. - 1 Pc. OEM Pkg. - 10 Pcs. | Screw Size | Ship Wt. Carton Lbs. Std. Pkg./OEM Bulk |
|------------------------------|-----------------------------|-------------------------|---|------------|--|
| 4-1/4 x 6 | 2-1/8 x 4-1/8 | 1-1/4 | 0752000CHR | 1/4 | 1.7/12.7 |

ANCHOR CHOCK & RIGGING TUBE

CONSTRUCTION:

★ CHROME PLATED BRONZE, POLISHED OR BURNISHED

| Size No. 1 Fits | |
|---|---|
| Fortress Models FX7-FX16 | Danforth® Models H®500 T™570 H®960 T™1200 H®1500 T™1800 S®160 T™2500 S®300 T™3000 S®600 D™375 S®920 D™750 S®1300 D™1150 VSB™160 D™1650 VSB™13000 VSB™1900 |
| U.S. Anchor Mfg., INC. Models 2-1/2, 4, 8, 13 | |
| Size No. 2 Fits | |
| Fortress Models FX23-FX55 | Danforth® Models H®1800 T™4000 H®3100 T™6000 H®3600 T™7000 D™2000 D™2500 S®1600 S®2000 S®3000 VSB™2500 VSB™3600 |
| U.S. Anchor Mfg., INC. Models 18 & 22 | |



FIG. 0903

ORDERING INFORMATION



| Polished Chrome Plated Bronze Dealer Pkg. - 5 Cds 1 Set per Card | Burnished Chrome Plated Bronze Dealer Pkg. - 5 Cds 1 Set per Card | Screw Size | Ship Wt. Carton Lbs. DP CHR/DP BUR |
|--|---|---------------|--|
| 0903DP1CHR | 0903DP1BUR | 10 | 12.1/12.0 |
| 0903DP2CHR | 0903DP2BUR | 10 | 13.6/13.5 |



Sample
Clam Shell
Package

SPARE PARTS ORDERING INFORMATION

To Specify Size Replace the **Seventh** Digit With the Size Number (i.e. 090300199A or 090300299A).

| | |
|--|---|
| Polished Chrome Shank Support: 090300099A | Burnished Chrome Shank Support: 0903B0099A |
| Polished Chrome Fluke Supports, Pair: 090300099B | Burnished Chrome Fluke Supports, Pair: 0903B0099B |
| Polished Chrome Crown Support: 090300099C | Burnished Chrome Crown Support: 0903B0099C |
| Knob: 1144A00BLK | |

FIG. 0357 - RIGGING TUBE

CONSTRUCTION:

★ CHROME PLATED BRASS AND BRONZE

For use with 2 Inch I.D. Hose to Pass Wiring Harnesses and Control Cables Through Transoms and Motorwell Bulkheads Mounts in 2-1/8 Inch Diameter Hole



ORDERING INFORMATION

| O.D. Tube Inches | Length Overall Inches | O.D. Flange Inches | Dealer Pkg. 5 Cards 1 Pc. per Card | OEM Bulk Pkg. 25 Pcs. | Screw Size | Ship Wt. Carton Lbs. DP/OEM Bulk |
|------------------|-----------------------|--------------------|------------------------------------|-----------------------|------------|----------------------------------|
| 2 | 4-1/8 | 3-1/8 | 0357DP1CHR | 0357001CHR | 8 | 3.1/12.9 |




FIG. 0357

Deck Hardware

Bow & Transom Eyes

NOTE: THE BOW EYES AND TRANSOM EYES ILLUSTRATED ON THIS PAGE ARE NOT DESIGNED TO BEAR THE WEIGHT OF THE VESSEL AND THEREFORE SHOULD NOT BE USED FOR LIFTING




FIG. 0237

FIG. 0237 - BOW EYE

CONSTRUCTION:

- ★ NON-MAGNETIC 300 SERIES STAINLESS STEEL SHANK
- ★ STAINLESS STEEL NUTS & WASHERS



ORDERING INFORMATION

| Length Shank Inches | O.D. Shank Inches | I.D. Eye Inches | Length Thread Inches | Dealer Pkg. 10 Cards 1 Pc. per Card | Ship Wt. Carton Lbs. Dealer Pkg. | Safe Working Load Pounds* |
|---------------------|-------------------|-----------------|----------------------|-------------------------------------|----------------------------------|---------------------------|
| 3 | 5/16 | 1 | 3 | 0237DP1STS | 2.8 | 1800 |
| 6 | 5/16 | 1 | 6 | 0237DP2STS | 3.3 | 1800 |
| 3 | 3/8 | 1-1/8 | 3 | 0237DP3STS** | 2.0 | 3000 |
| 3-1/4 | 1/2 | 1-1/2 | 3-1/4 | 0237DP4STS** | 4.4 | 4600 |

** Dealer Pkg., 5 cards, 1 Pc. per card




FIG. 0236

FIG. 0236 - TRANSOM EYE FOR USE AS TOWING OR LASHING EYE

CONSTRUCTION:

- ★ NON-MAGNETIC 300 SERIES STAINLESS STEEL SHANK
- ★ STAINLESS STEEL FINISHING PLATE, NUTS & WASHERS



ORDERING INFORMATION

| Length Shank Inches | O.D. Shank Inches | I.D. Eye Inches | Dimensions Plate Inches | Dealer Pkg. 5 Cards 1 Pc. per Card | Ship Wt. Carton Lbs. Dealer Pkg. | Safe Working Load Pounds* |
|---------------------|-------------------|-----------------|-------------------------|------------------------------------|----------------------------------|---------------------------|
| 3 | 5/16 | 1 | 3 x 1-3/4 | 0236DP1STS** | 4.4 | 1800 |
| 3 | 3/8 | 1-1/8 | 3 x 1-3/4 | 0236DP3STS | 2.8 | 3000 |
| 3-1/4 | 1/2 | 1-1/2 | 4 x 1-3/4 | 0236DP4STS | 5.4 | 4600 |

** Dealer Pkg., 10 cards, 1 Pc. per card




FIG. 1235

FIG. 1235 - BOW EYE

CONSTRUCTION:

- ★ CHROME PLATED ZINC ALLOY EYE
- ★ ZINC ALLOY PLATED STEEL "U" BOLT, NUTS & WASHERS



ORDERING INFORMATION

| Length Shank Inches | O.D. Shank Inches | I.D. Eye Inches | Length Thread Inches | Dealer Pkg. 10 Cards 1 Pc. per Card | Ship Wt. Carton Lbs. Dealer Pkg. | Safe Working Load Pounds* |
|---------------------|-------------------|-----------------|----------------------|-------------------------------------|----------------------------------|---------------------------|
| 3 | 5/16 | 1 | 2-3/4 | 1235DP0CHR | 6.8 | 2000 |

**IMPORTANT NOTE: THE SAFE WORKING LOAD INFORMATION GIVEN FOR THE ITEMS ABOVE IS BASED ON A STRAIGHT AXIAL PULL. THIS INFORMATION WOULD NOT APPLY IN CASES WHERE INSTALLATION OR USE CREATES ANGULAR LOADING SINCE THESE VARIATIONS MAKE IT IMPRACTICABLE TO OFFER ACCURATE TEST DATA.*

HANDLES

FIG. 1234 - BOW HANDLE FOR DAYSAILERS

CONSTRUCTION:

- ★ CHROME PLATED ZINC ALLOY



ORDERING INFORMATION

| Length Overall Inches | Ht. Above Deck Inches | Dealer Pkg. 5 Cards 1 Pc. per Card | OEM Bulk Pkg. 50 Pcs. | Screw Size | Ship Wt. Carton Lbs. DP/OEM Bulk |
|-----------------------|-----------------------|------------------------------------|-----------------------|------------|----------------------------------|
| 6-1/2 | 2 | 1234DP0CHR | 1234000CHR | 8 | 2.8/18.6 |



FIG. 1234

FIGS. 1336 & 1346 - HANDLES

CONSTRUCTION:

- ★ CHROME PLATED ZINC ALLOY
- ★ BLACK PLASTIC BASE
- ★ STAINLESS STEEL STUDS, NUTS AND WASHERS



FIG 1346

ORDERING INFORMATION

| Length Overall Inches | Length Inside Inches | Height Inside Inches | Dealer Pkg. 5 Cards 2 Pcs. per Card | OEM Bulk Pkg. 50 Pcs. | Screw Size | Ship Wt. Carton Lbs. DP/OEM Bulk |
|-----------------------|----------------------|----------------------|---|-----------------------|---|----------------------------------|
| 6-1/4 | 3-1/2 | 1 | 1336DP0CHR | 1336000CHR | 1/4 | 6.4/30.5 |
| Length Overall Inches | Length Inside Inches | Height Inside Inches | Std. Pkg. - 10 Pcs. OEM Bulk Pkg. - 50 Pcs. | Stud Size | Ship Wt. Carton Lbs. Std. Pkg./OEM Bulk | |
| 6-1/4 | 3-1/2 | 1 | 1346000CHR | 1/4-20 x 1-1/2 | 7.0/36.7 | |

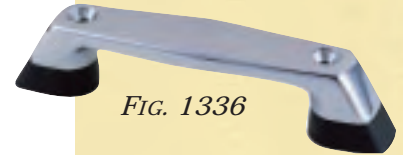


FIG. 1336



FIG. 1346

FIG. 1222 - HANDLE

CONSTRUCTION:

- ★ CHROME PLATED ZINC ALLOY



ORDERING INFORMATION

| Length Overall Inches | Length Inside Inches | Height Inside Inches | Dealer Pkg. 5 Cards 2 Pcs. per Card | OEM Bulk Pkg. 100 Pcs. | Screw Size | Ship Wt. Carton Lbs. DP/OEM Bulk |
|-----------------------|----------------------|----------------------|-------------------------------------|------------------------|------------|----------------------------------|
| 5-3/4 | 3-5/8 | 1-1/4 | 1222DP0CHR | 1222000CHR | 8 | 3.2/23.7 |



FIG. 1222



FIG. 1231 - HANDLE

CONSTRUCTION:

- ★ CHROME PLATED ZINC ALLOY



ORDERING INFORMATION

| Length Overall Inches | Length Inside Inches | Height Inside Inches | Dealer Pkg. 5 Cards 2 Pcs. per Card | OEM Bulk Pkg. 50 Pcs. | Screw Size | Ship Wt. Carton Lbs. DP/OEM Bulk |
|-----------------------|----------------------|----------------------|-------------------------------------|-----------------------|------------|----------------------------------|
| 6 | 3-1/2 | 1-5/16 | 1231DP0CHR | 1231000CHR | 1/4 | 4.7/19.3 |



FIG. 1231

FIG. 0775 - HANDLE

CONSTRUCTION:

- ★ CHROME PLATED BRONZE



ORDERING INFORMATION

| Length Overall Inches | Length Inside Inches | Height Inside Inches | Dealer Pkg. 5 Cards 2 Pcs. per Card | OEM Bulk Pkg. 50 Pcs. | Screw Size | Ship Wt. Carton Lbs. DP/OEM Bulk |
|-----------------------|----------------------|----------------------|-------------------------------------|-----------------------|------------|----------------------------------|
| 4-1/4 | 2-1/2 | 7/8 | 0775DP1CHR | 0775001CHR | 6 | 1.6/6.7 |
| 5-3/4 | 3-5/8 | 1-3/8 | 0775DP2CHR | 0775002CHR | 8 | 3.1/9.5 |



FIG. 0775

Deck Hardware

STEP PLATES

FIGS. 1043 & 1325 - STEP PLATES

CONSTRUCTION:

- ★ *SOFT BLACK PLASTIC PADS*

FIG. 1043 - CHROME PLATED BRONZE FRAMES

FIG. 1325 - CHROME PLATED ZINC ALLOY FRAMES



ORDERING INFORMATION

| Dimensions Inches | Dealer Pkg. 5 Cards 1 Pc. per Card | OEM Bulk Pkg. 50 Pcs. | Screw Size | Ship Wt. Carton Lbs. DP/OEM Bulk |
|----------------------|--|-----------------------------|---------------|--|
| 8-3/4 x 3-1/4 | 1043 DP1 CHR | ----- | 6 | 4.6/-- |
| 11-1/2 x 5-3/4 | 1043 DP2 CHR | ----- | 8 | 10.3/-- |
| 8-3/8 x 2-1/4 | 1325 DP0 CHR* | 1325 000 CHR | 8 | 3.7/15.3 |
| 8-3/4 x 3-1/4 | 1325 DP1 CHR* | 1325 001 CHR | 8 | 5.3/22.9 |

* Dealer Package 2 Pcs. per card.

Spare Pads for Size No. 0 (2 per bag): 1050DP0BLK

Spare Pads for Size No. 1 (2 per bag): 1050DP1BLK

Spare Pads for Size No. 2 (2 per bag): 1050DP2BLK




FIG. 1043




FIG. 1325

FIGS. 1063 & 1425 - L.E.D. STEP PLATES

CONSTRUCTION:

- ★ *SOFT BLACK PLASTIC PADS*
- ★ *12 VOLT L.E.D.*

FIG. 1063 - CHROME PLATED BRONZE FRAMES

FIG. 1425 - CHROME PLATED ZINC ALLOY FRAMES



ORDERING INFORMATION

| Dimensions Inches | Dealer Pkg. 5 Cards 1 Pc. per Card | OEM Bulk Pkg. 50 Pcs. | Screw Size | Ship Wt. Carton Lbs. DP/OEM Bulk |
|----------------------|--|-----------------------------|---------------|--|
| 8-3/4 x 3-1/4 | 1063DP1CHR | ----- | 6 | 4.6/-- |
| 11-1/2 x 5-3/4 | 1063DP2CHR | ----- | 8 | 10.3/-- |
| 8-3/8 x 2-1/4 | 1425DP0CHR* | 1425000CHR | 8 | 3.7/15.3 |
| 8-3/4 x 3-1/4 | 1425DP1CHR* | 1425001CHR | 8 | 5.3/22.9 |

* Dealer Package 2 Pcs. per card.



FIG. 1425





FIG. 1063



FIG. 1426 - L.E.D. STEP PLATE

CONSTRUCTION:

- ★ *SOFT BLACK PLASTIC PADS (NO FRAMES)*
- ★ *12 VOLT L.E.D.*



ORDERING INFORMATION

| Dimensions Inches | Dealer Pkg. 5 Cards 1 Pc. per Card | OEM Bulk Pkg. 50 Pcs. | Screw Size | Ship Wt. Carton Lbs. DP/OEM Bulk |
|----------------------|--|-----------------------------|---------------|--|
| 9 x 2-1/4 | 1426DP0BLK | 1426000BLK | 8 | 3.0/15.0 |
| 8-3/8 x 2-7/8 | 1426DP1BLK | 1426001BLK | 8 | 3.2/16.0 |



FIG. 1426 #0



STEP PLATE, FIXED & FOLDING STEPS

FIG. 1015 - STEP PLATE

CONSTRUCTION:

- ★ CHROME PLATED BRASS FRAME
- ★ SOFT BLACK PLASTIC TREAD INSERT



FIG. 1015



ORDERING INFORMATION

| Dimensions Inches | Dealer Pkg. 5 Cards 2 Pcs. per Card | O.E.M. Bulk Pkg. 50 Pcs. | Screw Size | Ship Wt. Carton Lbs. DP/OEM Bulk |
|----------------------|---|--------------------------------|---------------|--|
| 7-1/4 x 1-1/2 | 1015DP0CHR | 1015000CHR | 8 | 1.8/6.7 |

FIGS. 0351 & 0501 - FIXED STEPS

CONSTRUCTION:

- ★ CHROME PLATED BRONZE



FIG. 0351



ORDERING INFORMATION

| Dimensions Step Inches | Dimensions Bracket Inches | Dealer Pkg. 5 Cards 1 Pc. per Card | Standard Pkg. - 1 Pc. | Bolt Size | Ship Wt. Carton Lbs. DP/Std. Pkg. |
|------------------------------|---------------------------------|--|--------------------------|--------------|---|
| 6 x 4-1/4 | 6 x 2 | 0351DP0CHR | ----- | 5/16 R.H. | 11.4/-- |
| 11 x 4-1/2 | 11 x 2 | ----- | 0501000CHR | 5/16 R.H. | --/4.6 |



FIG. 0501

FIG. 0344 - FOLDING STEP

CONSTRUCTION:

- ★ CHROME PLATED BRONZE

STAINLESS STEEL SPRING HOLDS STEP
IN OPEN OR CLOSED POSITION



FIG. 0344



ORDERING INFORMATION

| Dimensions Step Inches | Dimensions Bracket Inches | Projection Folded Inches | Dealer Pkg. 5 Cards 1 Pc. per Card | Bolt Size | Ship Wt. Carton Lbs. Dealer Pkg. |
|------------------------------|---------------------------------|--------------------------------|--|--------------|--|
| 4-1/8 x 2-1/4 | 4-1/4 x 1-3/4 | 1-3/8 | 0344DP0CHR | 5/16 R.H. | 8.3 |

Deck Hardware

FLAG POLE SOCKETS & FLAG STAFF

FIG. 0219
STERN



FIG. 0218
Bow

FIGS. 0218 & 0219 - FLUSH FLAG POLE SOCKETS

CONSTRUCTION:

- ★ CHROME PLATED BRONZE

FIG. 0218 - STRAIGHT BOW SOCKET

FIG. 0219 - 26° ANGLE STERN SOCKET



ORDERING INFORMATION

| I.D. Socket Inches | O.D. Flange Inches | Depth Socket Inches | Fig. 0218 Dealer Pkg. - 5 Cds 1 Pc. per Card | Fig. 0219 Dealer Pkg. - 5 Cds 1 Pc. per Card | Screw Size | Ship Wt. Carton Lbs. 218/219 |
|--------------------|--------------------|---------------------|---|---|------------|---------------------------------|
| 3/4 | 2 | 1-1/2 | 0218DP1CHR | 0219DP1CHR | 8 | 1.9/3.3 |
| 1 | 2-3/8 | 1-3/4 | 0218DP2CHR | 0219DP2CHR | 8 | 3.1/3.7 |
| 1-1/4 | 2-5/8 | 2 | 0218DP3CHR | 0219DP3CHR | 8 | 3.8/4.7 |

FIG. 0220
Bow



FIG. 0221
STERN

FIGS. 0220 & 0221 - UPRIGHT FLAG POLE SOCKETS

CONSTRUCTION:

- ★ CHROME PLATED BRONZE

FIG. 0220 - STRAIGHT BOW SOCKET

FIG. 0221 - 13° ANGLE STERN SOCKET



ORDERING INFORMATION

| I.D. Socket Inches | O.D. Base Inches | Height Overall Inches | Fig. 0220 Dealer Pkg. - 5 Cds 1 Pc. per Card | Fig. 0221 Dealer Pkg. - 5 Cds 1 Pc. per Card | Screw Size | Ship Wt. Carton Lbs. 220/221 |
|--------------------|------------------|-----------------------|---|---|------------|---------------------------------|
| 3/4 | 2-1/8 | 1-3/4 | 0220DP1CHR | 0221DP1CHR | 8 | 1.6/2.0 |
| 1 | 2-1/2 | 2 | 0220DP2CHR | 0221DP2CHR | 8 | 2.9/3.6 |
| 1-1/4 | 2-3/4 | 2-1/8 | 0220DP3CHR | 0221DP3CHR | 8 | 3.2/4.3 |

FIG. 1302



FIG. 1322



FIGS. 1302 & 1322 - CLAMP-ON FLAG POLE SOCKETS

CONSTRUCTION:

- ★ CHROME PLATED ZINC ALLOY WITH BLACK PLASTIC KNOB

FIG. 1302 For Round Rail Sizes 3/4 to 1 Inch

FIG. 1322 For Square Rail Size 1-1/4 Inch



ORDERING INFORMATION

| I.D. Socket Inches | Dimensions Bracket Inches | Dealer Pkg. 5 Cards 1 Pc. per Card | Ship Wt. Carton Lbs. Dealer Pkg. |
|--------------------|---------------------------|---------------------------------------|-------------------------------------|
| 3/4 | 2 x 1-3/4 | 1302DP0CHR | 3.4 |
| 3/4 | 2 x 1-3/4 | 1322DP0CHR | 3 |

FIG. 0495 - FLAG STAFF

CONSTRUCTION:

- ★ CHROME PLATED ZINC ALLOY BASE AND TOP
- ★ ANODIZED ALUMINUM TUBE

Sizes 2 and 3 For Use With

FIGS. 1302 & 1322 Clamp-On Sockets Only



ORDERING INFORMATION

| O.D. Base Inches | Length Overall Inches | Dealer Pkg. 5 Bags 1 Pc. per Bag | Ship Wt. Carton Lbs. Dealer Pkg. |
|------------------|-----------------------|-------------------------------------|-------------------------------------|
| 1/2 | 14 | 0495DP1CHR | 1.5 |
| 3/4 | 14 | 0495DP2CHR | 1.7 |
| 3/4 | 18 | 0495DP3CHR | 2.0 |

FIG. 0495

FLAG POLES & SOCKET SETS

FIGS. 0427, 0428, 1277, 1278, 1304 & 1327

FLAG POLES & SOCKETS

CONSTRUCTION:

- ★ FIG. 0427 - CHROME PLATED BRASS POLE, CHROME PLATED BRONZE STRAIGHT SOCKET
- ★ FIG. 0428 - CHROME PLATED BRASS POLE, CHROME PLATED BRONZE ANGLED SOCKET
- ★ FIG. 1277 - ALUMINUM POLE, CHROME PLATED ZINC ALLOY STRAIGHT SOCKET
- ★ FIG. 1278 - ALUMINUM POLE, CHROME PLATED ZINC ALLOY ANGLED TEAR DROP SOCKET
- ★ FIG. 1304 - ALUMINUM POLE, CHROME PLATED ZINC ALLOY CLAMP-ON SOCKET FOR ROUND RAILS
- ★ FIG. 1327 - ALUMINUM POLE, CHROME PLATED ZINC ALLOY CLAMP-ON SOCKET FOR SQUARE RAILS

- ★ FOR 16 INCH HIGH FLAGS
- ★ INCLUDES ALLEN WRENCH AND THUMB SCREW FOR EASY DISASSEMBLY OF POLE AND SOCKET
- ★ DP3 VERSION INCLUDES EMBROIDERED AMERICAN FLAG WITH EACH PACKAGE

Fig. 0428



Fig. 0427



Fig. 1277



Fig. 1278



Fig. 1327 Fig. 1304



ORDERING INFORMATION

| Description | Base Style | Finish | Dealer Pkg. 5 Cards 1 Pc. per Card | I.D. Socket Inches | Aprox. Pole Ht | Ship Wt. Carton Lbs. Dealer Pkg. |
|---------------------|-------------------|----------------------|--|--------------------------|-------------------|--|
| Pole & Socket | Straight | Chr Brass/Chr Bronze | 0427DP2CHR | 3/4 | 31-1/2" | 9.8 |
| Pole, Socket & Flag | Straight | Chr Brass/Chr Bronze | 0427DP3CHR | 3/4 | 31-1/2" | 10.6 |
| Pole & Socket | Angled | Chr Brass/Chr Bronze | 0428DP2CHR | 3/4 | 31-1/2" | 10.5 |
| Pole, Socket & Flag | Angled | Chr Brass/Chr Bronze | 0428DP3CHR | 3/4 | 31-1/2" | 11.3 |
| Pole & Socket | Straight | Alum/Chr Zinc Alloy | 1277DP2CHR | 1/2 | 31-1/2" | 8.5 |
| Pole, Socket & Flag | Straight | Alum/Chr Zinc Alloy | 1277DP3CHR | 1/2 | 31-1/2" | 9.3 |
| Pole & Socket | Angled | Alum/Chr Zinc Alloy | 1278DP2CHR | 1/2 | 31-1/2" | 8.9 |
| Pole, Socket & Flag | Angled | Alum/Chr Zinc Alloy | 1278DP3CHR | 1/2 | 31-1/2" | 9.7 |
| Pole & Socket | Clamp on (Round) | Alum/Chr Zinc Alloy | 1304DP2CHR | 3/4 | 18" | 7.0 |
| Pole, Socket & Flag | Clamp on (Round) | Alum/Chr Zinc Alloy | 1304DP3CHR | 3/4 | 18" | 7.8 |
| Pole & Socket | Clamp on (Square) | Alum/Chr Zinc Alloy | 1327DP2CHR | 3/4 | 18" | 7.0 |
| Pole, Socket & Flag | Clamp on (Square) | Alum/Chr Zinc Alloy | 1327DP3CHR | 3/4 | 18" | 7.8 |

Deck Hardware

GRAB RAIL POSTS, BOAT HOOK HOLDERS, POLE STORAGE CLIPS & SPRING CLAMPS



FIG. 0380
END POST

FIG. 0380A
CENTER POST

FIGS. 0380 & 0380A - GRAB RAIL POSTS

CONSTRUCTION:

- ★ HOLLOW, FOR 1 INCH O.D. TUBING
- ★ CHROME PLATED BRONZE

ORDERING INFORMATION

| Height Overall Inches | O.D. Base Inches | Standard Pkg. - 1 Pc. | Screw Size | Ship Wt. Carton Lbs. Standard Pkg. |
|-----------------------|------------------|-----------------------|------------|------------------------------------|
| 3-3/8 | 2-1/2 | 0380000CHR | 8 | 0.8 |
| 3-3/8 | 2-1/2 | 0380A00CHR | 8 | 0.7 |

FIG. 0492 - BOAT HOOK HOLDERS

CONSTRUCTION:

- ★ STAINLESS STEEL



ORDERING INFORMATION

| Maximum Pole O.D. Inches | Length Inches | Width Inches | Dealer Pkg. 10 Cards 1 Pair per Card | OEM Bulk Pkg. 50 Pair | Screw Size | Ship Wt. Carton Lbs. DP/OEM Bulk |
|--------------------------|---------------|--------------|--------------------------------------|-----------------------|------------|----------------------------------|
| 1-1/2 | 3-1/2 | 1 | 0492DP0STS | 0492000STS | 6 | 2.2/8.2 |



FIG. 0492



FIG. 0477 - POLE STORAGE CLIPS

CONSTRUCTION:

- ★ SOFT BLACK PLASTIC
- ★ FITS 3/4 INCH DIAMETER TUBING
- ★ U.V. STABILIZED



ORDERING INFORMATION

| For Pole O.D. Inches | Dimensions Inches | Dealer Pkg. 10 Cards 1 Pair per Card | OEM Bulk Pkg. 50 Pair | Screw Size | Ship Wt. Carton Lbs. DP/OEM Bulk |
|----------------------|---------------------|--------------------------------------|-----------------------|------------|----------------------------------|
| 3/4 | 3/4 x 2-1/4 x 1-5/8 | 0477DP0BLK | 0477000BLK | 10 | 1.5/4.3 |

FIG. 0477



FIG. 0502 - SPRING CLAMPS

CONSTRUCTION:

- ★ STAINLESS STEEL



ORDERING INFORMATION

| Minimum I.D. Inches | Maximum I.D. Inches | Projection Inches | Width Clamp Inches | Dealer Pkg. 10 Cards 1 Pair per Cd. | OEM Bulk Pkg. 50 Pair. | Screw Size | Ship Wt. Carton Lbs. DP/OEM Bulk |
|---------------------|---------------------|-------------------|--------------------|-------------------------------------|------------------------|------------|----------------------------------|
| 5/8 | 1-1/4 | 1-1/2 | 1/2 | 0502DP1STS | 0502001STS | 6 | 0.8/2.9 |
| 1 | 1-3/4 | 2-1/4 | 5/8 | 0502DP2STS | 0502002STS | 6 | 1.7/7.0 |

FIG. 0502



AXE BRACKET, RING BUOY HOLDER & EYE STRAPS

FIG. 0325 - AXE BRACKETS

CONSTRUCTION:

- ★ STAINLESS STEEL



ORDERING INFORMATION

| For Blade Width Inches | Standard Pkg. - 10 Sets | Socket Screw Size | Bracket Screw Size | Ship Wt. Carton Lbs. Standard Pkg. |
|------------------------|-------------------------|-------------------|--------------------|------------------------------------|
| 6 | 0325000STS | 10 R.H. | 6 | 3.1 |

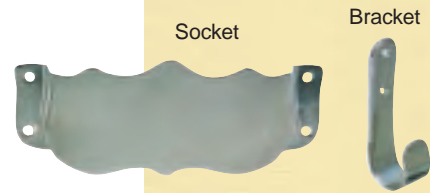


FIG. 0325

FIG. 1017 - RING BUOY HOLDER

CONSTRUCTION OPTIONS:

- ★ CHROME PLATED BRASS
- ★ PLAIN BRASS



ORDERING INFORMATION

| Width Mounting Plate Inches | Height Overall Inches | Chrome Plated Brass Dealer Pkg. - 5 Cards 1 Pc. per Card | Plain Brass Standard Pkg. - 5 Pcs. | Screw Size | Ship Wt. Carton Lbs. DP/Std. Pkg. |
|-----------------------------|-----------------------|--|------------------------------------|------------|-----------------------------------|
| 3 | 4-1/2 | 1017DP0CHR | 1017000PLB | 8 | 2.9/2.3 |



FIG. 1017

FIG. 1242 - EYE STRAP

CONSTRUCTION:

- ★ CHROME PLATED ZINC ALLOY



ORDERING INFORMATION

| Length Overall Inches | I.D. Eye Inches | Dealer Pkg. 10 Cards 5 Pcs. per Card | OEM Bulk Pkg. 100 Pcs. | Screw Size | Ship Wt. Carton Lbs. DP/OEM Bulk |
|-----------------------|-----------------|--------------------------------------|------------------------|------------|----------------------------------|
| 1-7/8 | 5/16 | 1242DP0CHR | 1242000CHR | 8 | 1.5/2.3 |



FIG. 1242



FIG. 0562 - EYE STRAP

CONSTRUCTION:

- ★ 300 SERIES STAINLESS STEEL



ORDERING INFORMATION

| Length Overall Inches | I.D. Eye Inches | Dealer Pkg. 10 Cards 5 Pcs. per Card | OEM Bulk Pkg. 100 Pcs. | Screw Size | Ship Wt. Carton Lbs. DP/OEM Bulk |
|-----------------------|-----------------|--------------------------------------|------------------------|------------|----------------------------------|
| 1-5/8 | 1/4 | 0562DP0STS | 0562000STS | 10 | 0.7/0.8 |



FIG. 0562



Deck Hardware

WINDSHIELD WIPER, ROPE CLAMP & DOCK LINE SPRING



FIG. 0533

FIG. 0533 - HAND WINDSHIELD WIPER

CONSTRUCTION:

- ★ CHROME PLATED ZINC ALLOY
- ★ 400 SERIES STAINLESS STEEL ARM AND BLADE HOLDER

- For Straight and Curved Windshields,
- the Arm is Extendable from 6-3/4 to 10-1/2 Inches
- Length Overall is 8 to 11-1/2 Inches,
- the Spring Tension is Adjustable.



ORDERING INFORMATION

| O.D. Shaft Inches | Max. Thickness of Panel Inches | Length Handle Inches | Length Blade Inches | Dealer Pkg. 5 Pcs. 1 Pc. per Card | Ship Wt. Carton Lbs. Dealer Pkg. |
|-------------------|--------------------------------|----------------------|---------------------|-----------------------------------|----------------------------------|
| 3/8 | 1-1/8 | 2-3/8 | 12 | 0533DP0STS | 4.2 |

SPARE PARTS ORDERING INFORMATION

Arm: 053300099A
 Curved Blade: 053300099B
 Handle: 053300099D



FIG. 1226

FIG. 1226 - ROPE CLAMP

CONSTRUCTION:

- ★ CHROME PLATED ZINC ALLOY
- ★ FOR 1/8 OR 3/16 INCH ROPE



ORDERING INFORMATION

| Length Overall Inches | Width Inches | Dealer Pkg. - 25 Cards 2 Pcs. per Card | OEM Bulk Pkg. 100 Pcs. | Ship Wt. Carton Lbs. DP/OEM Bulk |
|-----------------------|--------------|--|------------------------|----------------------------------|
| 1-1/4 | 11/16 | 1226DP0CHR | 1226000CHR | 1.6/6.1 |



FIG. 0759 - DOCK LINE SPRING



FIG. 0759

CONSTRUCTION:

- ★ GALVANIZED SPRING STEEL

ORDERING INFORMATION

| For Rope Size Inches | Length Overall Inches | O.D. Inches | Compression Inches | Standard Package - 5 Pcs. | Ship Wt. Carton Lbs. Standard. Pkg. |
|----------------------|-----------------------|-------------|--------------------|---------------------------|-------------------------------------|
| 1/2 | 10 | 1-1/2 | 4-1/2 | 0759001ZNC | 4.6 |

ROPE PULLEYS & ROPE GUIDES

FIG. 0565 - SWIVEL ROPE PULLEY

CONSTRUCTION:

- ★ STAINLESS STEEL WITH STRAP
- ★ WHITE PLASTIC SHEAVE
- ★ MAXIMUM ROPE SIZE 1/4 INCH



ORDERING INFORMATION

| O.D. Sheave Inches | Length Overall Inches | Length Strap Inches | Dealer Pkg. - 5 Cards 2 Pcs. per Card | Screw Size | Ship Wt. Carton Lbs. Dealer Pkg. |
|--------------------|-----------------------|---------------------|--|------------|----------------------------------|
| 2-5/16 | 3-3/4 | 1-5/8 | 0565DP | 10 | 1.7 |



Fig. 0565



FIG. 0634 - SWIVEL SNAP HOOK ROPE PULLEY

CONSTRUCTION:

- ★ STAINLESS STEEL
- ★ WHITE PLASTIC SHEAVE
- ★ MAXIMUM ROPE SIZE 1/4 INCH



ORDERING INFORMATION

| O.D. Sheave Inches | Length Overall Inches | Opening Snap Throat Inches | Dealer Pkg. - 5 Cards 2 Pcs. per Card | Ship Wt. Carton Lbs. Dealer Pkg. |
|--------------------|-----------------------|----------------------------|--|----------------------------------|
| 2-5/16 | 4-5/8 | 1/2 | 0634DP | 1.9 |



Fig. 0634



FIG. 1243 - ROPE GUIDE

CONSTRUCTION:

- ★ CHROME PLATED ZINC ALLOY
- ★ BLACK PLASTIC SHEAVE



ORDERING INFORMATION

| Maximum Rope Size Inches | O.D. Sheave Inches | Dimensions Base Inches | Dealer Pkg. 10 Cards 1 Pc. per Card | Screw Size | Ship Wt. Carton Lbs. Dealer Pkg. |
|--------------------------|--------------------|------------------------|--|------------|----------------------------------|
| 1/4 | 7/8 | 2 x 3/4 | 1243DP0CHR | 8 | 1.3 |




Fig. 1243



FIGS. 1256 & 1261 - ROPE GUIDES

CONSTRUCTION:

- ★ CHROME PLATED ZINC ALLOY



ORDERING INFORMATION

| I.D. Hole Inches | Dimensions Base Inches | Dealer Pkg. 25 Cards 2 Pcs. per Card | OEM Bulk Pkg. 100 Pcs. | Screw Size | Ship Wt. Carton Lbs. DP/OEM Bulk |
|------------------|------------------------|---|------------------------|------------|----------------------------------|
| 5/16 | 1-1/4 x 3/4 | 1256DP0CHR | 1256000CHR | 6 | 2.0/2.9 |
| 5/16 | 1-1/4 x 3/4 | 1261DP0CHR | 1261000CHR | 6 | 1.9/2.7 |



Fig. 1261



Fig. 1256



Deck Hardware

FENDER LOCK, HOOKS & EYE SNAP



Fig. 1299



FIG. 1299 - FENDER LOCK

CONSTRUCTION:

★ CHROME PLATED ZINC ALLOY

The Eye is to be Permanently Attached to the Fender Line



ORDERING INFORMATION

| I.D. Eye Inches | O.D. Flange Inches | Dealer Pkg. 10 Cards 2 Pcs. per Card | OEM Bulk Pkg. 50 Pcs. | Screw Size | Ship Wt. Carton Lbs. DP/OEM Bulk |
|-----------------|--------------------|--------------------------------------|-----------------------|------------|----------------------------------|
| 3/8 | 1-1/2 | 1299DP0CHR | 1299000CHR | 8 | 1.5/3.1 |

Spare Eye: 1299DP099A.



Fig. 1246



FIG. 1246 - FENDER HOOK

CONSTRUCTION:

★ CHROME PLATED ZINC ALLOY



ORDERING INFORMATION

| Maximum Rope Size Inches | Dimensions Plate Inches | Dealer Pkg. - 10 Cards 2 Pcs. per Card | Screw Size | Ship Wt. Carton Lbs. Dealer Pkg. |
|--------------------------|-------------------------|--|------------|----------------------------------|
| 3/8 | 1-3/4 x 1-1/4 | 1246DP0CHR | 6 | 1.9 |



Fig. 1309



FIG. 1309 - SNAP TYPE FENDER HOOK

CONSTRUCTION:

★ CHROME PLATED ZINC ALLOY



ORDERING INFORMATION

| Maximum Rope Size Inches | Dimensions Plate Inches | Dealer Pkg. 10 Cards 2 Pcs. per Card | OEM Bulk Pkg. 100 Pcs. | Screw Size | Ship Wt. Carton Lbs. DP/OEM Bulk |
|--------------------------|-------------------------|--------------------------------------|------------------------|------------|----------------------------------|
| 1/4 | 1-9/16 x 1-3/8 | 1309DP0CHR | 1309000CHR | 6 | 2.1/8.5 |

Fig. 1289



FIG. 1289 - SWIVEL EYE SNAP

CONSTRUCTION:

★ CHROME PLATED ZINC ALLOY

★ INTERLOCKING TONGUE



ORDERING INFORMATION

| I.D. Eye Inches | Length Overall Inches | Dealer Pkg. - 10 Cards 1 Pc. per Card | Ship Wt. Carton Lbs. Dealer Pkg. |
|-----------------|-----------------------|---------------------------------------|----------------------------------|
| 5/8 | 3 | 1289DP0CHR | 1.9 |

NOTE: THIS SNAP SHOULD NOT BE USED FOR LIFTING, WINCHING, TOWING, MOORING OR LIKE APPLICATIONS.

ROWLOCK HORNS & SOCKETS

FIG. 0828 - RIBBED TYPE ROWLOCK HORNS

CONSTRUCTION:

★ *PLAIN MANGANESE BRONZE*



ORDERING INFORMATION

| O.D. Shank Inches* | Length Shank Inches | Between Horns Inches | Dealer Pkg. - 5 Cards 1 Pair per Card | Ship Wt. Carton Lbs. Dealer Pkg. |
|--------------------|---------------------|----------------------|--|-------------------------------------|
| 1/2 | 2-1/8 | 2 | 0828DP0PLB | 5.0 |



FIG. 0828

FIG. 0829 - ROUND TYPE ROWLOCK HORNS

CONSTRUCTION:

★ *PLAIN MANGANESE BRONZE*



ORDERING INFORMATION

| O.D. Shank Inches* | Length Shank Inches | I.D. Horn Inches | Dealer Pkg. - 5 Cards 1 Pair per Card | Ship Wt. Carton Lbs. Dealer Pkg. |
|--------------------|---------------------|------------------|--|-------------------------------------|
| 1/2 | 2-1/8 | 2 | 0829DP0PLB | 4.9 |
| 1/2 | 2-1/8 | 2-1/4 | 0829DP1PLB | 5.7 |



FIG. 0829

FIG. 0830 - NORTH RIVER TYPE ROWLOCK HORNS

CONSTRUCTION:

★ *PLAIN MANGANESE BRONZE*



ORDERING INFORMATION

| O.D. Shank Inches* | Length Shank Inches | Between Horns Inches | Dealer Pkg. - 5 Cards 1 Pair per Card | Ship Wt. Carton Lbs. Dealer Pkg. |
|--------------------|---------------------|----------------------|--|-------------------------------------|
| 1/2 | 2-1/8 | 2-1/8 | 0830DP0PLB | 4.3 |



FIG. 0830

FIGS. 0831, 0832 & 0833 - ROWLOCK SOCKETS

CONSTRUCTION:

★ *PLAIN MANGANESE BRONZE*



ORDERING INFORMATION

| Mount | Length Inches | Width Inches | Depth Inches | Dealer Pkg. 5 Cards 1 Pair per Card | Ship Wt. Carton Lbs. Dealer Pkg. |
|-------|---------------|--------------|--------------|--|-------------------------------------|
| Top | 2-3/8 | 7/8 | 1 | 0831DP0PLB | 2.6 |
| Side | 3-5/8 | --- | 1-3/8 | 0832DP0PLB | 2.8 |
| Edge | 4 | 3/4 | 1-3/4 | 0833DP0PLB | 3.3 |

Screw Size #10.



FIG. 0831



FIG. 0832



FIG. 0833

*Note: The Plain Bronze Oarlocks listed on this page were designed for use only with the matching plain bronze rowlock sockets Figs 0831-0833.

Deck Hardware



FIG. 1227

FIG. 1227 - NORTH RIVER TYPE ROWLOCK HORNS

CONSTRUCTION OPTIONS:

- ★ PLAIN OR CHROME PLATED
ZINC ALLOY



ORDERING INFORMATION

| Finish | O.D. Shank Inches | Length Shank Inches | Between Horns Inches | Dealer Pkg. 10 Cards 1 Pair per Card | Ship Wt. Carton Lbs. Dealer Pkg. |
|--------|----------------------|------------------------|-------------------------|--|--|
| Plain | 1/2 | 1-3/4 | 1-3/4 | 1227DP0ZNC | 6.3 |
| Chrome | 1/2 | 1-3/4 | 1-3/4 | 1227DP0CHR | 6.3 |



FIG. 1267

FIG. 1267 - ROUND TYPE ROWLOCK HORNS

CONSTRUCTION OPTIONS:

- ★ PLAIN OR CHROME PLATED
ZINC ALLOY



ORDERING INFORMATION

| Finish | O.D. Shank Inches | Length Shank Inches | I.D. Horns Inches | Dealer Pkg. 10 Cards 1 Pair per Card | Ship Wt. Carton Lbs. Dealer Pkg. |
|--------|----------------------|------------------------|----------------------|--|--|
| Plain | 1/2 | 1-3/4 | 2 | 1267DP0ZNC | 6.8 |
| Chrome | 1/2 | 1-3/4 | 2 | 1267DP0CHR | 6.8 |



FIG. 1262

FIG. 1262 - RIBBED TYPE ROWLOCK HORNS

CONSTRUCTION OPTIONS:

- ★ PLAIN OR CHROME PLATED
ZINC ALLOY



ORDERING INFORMATION

| Finish | O.D. Shank Inches | Length Shank Inches | Between Horns Inches | Dealer Pkg. 10 Cards 1 Pair per Card | Ship Wt. Carton Lbs. Dealer Pkg. |
|--------|----------------------|------------------------|-------------------------|--|--|
| Plain | 1/2 | 1-3/4 | 1-3/4 | 1262DP0ZNC | 5.9 |
| Chrome | 1/2 | 1-3/4 | 1-3/4 | 1262DP0CHR | 6.0 |



ROWLOCK SOCKETS, OAR LEATHERS & BUTTONS

FIG. 1185 - TOP MOUNT ROWLOCK SOCKETS

CONSTRUCTION OPTIONS:

- ★ PLAIN OR CHROME PLATED ZINC ALLOY
- ★ BLACK PLASTIC BEARINGS
- ★ FOR USE WITH FIGS. 1227, 1262 & 1267 ROWLOCK HORNS



ORDERING INFORMATION

| Finish | Length Inches | Width Inches | Depth Inches | Dealer Pkg. 10 Cards 1 Pair per Card | OEM Bulk Pkg. 50 Pair | Ship Wt. Carton Lbs. DP/OEM Bulk |
|--------|------------------|-----------------|-----------------|--|-----------------------------|--|
| Plain | 2-7/8 | 1-1/8 | 1-1/8 | 1185DP0ZNC | 1185000ZNC | 4.0/17.0 |
| Chrome | 2-7/8 | 1-1/8 | 1-1/8 | 1185DP0CHR | 1185000CHR | 4.0/17.5 |

Screw Size #10. Plastic Bearing: 1155000BLK.



FIG. 1185



FIG. 1186 - EDGE MOUNT ROWLOCK SOCKETS

CONSTRUCTION OPTIONS:

- ★ PLAIN OR CHROME PLATED ZINC ALLOY
- ★ BLACK PLASTIC BEARINGS
- ★ FOR USE WITH FIGS. 1227, 1262 & 1267 ROWLOCK HORNS



ORDERING INFORMATION

| Finish | Length Inches | Width Inches | Depth Inches | Dealer Pkg. 10 Cards 1 Pair per Card | Ship Wt. Carton Lbs. Dealer Pkg. |
|--------|------------------|-----------------|-----------------|--|--|
| Plain | 4 | 7/8 | 1-1/8 | 1186DP0ZNC | 6.9 |
| Chrome | 4 | 7/8 | 1-1/8 | 1186DP0CHR | 6.7 |

Screw Size #10. Plastic Bearing: 1155000BLK.



FIG. 1186



FIG. 1187 - SIDE MOUNT ROWLOCK SOCKETS

CONSTRUCTION OPTIONS:

- ★ PLAIN OR CHROME PLATED ZINC ALLOY
- ★ BLACK PLASTIC BEARINGS
- ★ FOR USE WITH FIGS. 1227, 1262 & 1267 ROWLOCK HORNS



ORDERING INFORMATION

| Finish | Length Inches | Depth Inches | Dealer Pkg. - 10 Cards 1 Pair per Card | Ship Wt. Carton Lbs. Dealer Pkg. |
|--------|------------------|-----------------|---|--|
| Plain | 4 | 1-1/4 | 1187DP0ZNC | 4.3 |
| Chrome | 4 | 1-1/4 | 1187DP0CHR | 4.3 |

Screw Size #10. Plastic Bearing: 1155000BLK.



FIG. 1187

FIG. 0233 - OAR LEATHERS & BUTTONS

CONSTRUCTION:

- ★ LEATHER



ORDERING INFORMATION

| Dimensions Leather Inches | Dimensions Button Inches | Dealer Pkg. 5 Cards 1 Pair per Card | Ship Wt. Carton Lbs. Dealer Pkg. |
|---------------------------------|--------------------------------|---|--|
| 7 x 6-1/2 | 1/2 x 13 | 0233DP1 | 3.0 |

Note: Pair Consists of 2 Leathers and 2 Buttons.



FIG. 0233



Deck Hardware

WINDSHIELD ADJUSTERS

FIG. 1179 - WINDSHIELD ADJUSTER




FIG. 1179

CONSTRUCTION:

- ★ CHROME PLATED BRASS AND ZINC ALLOY
- ★ BLACK PLASTIC KNOB



ORDERING INFORMATION

| Length Closed Inches | Length Open Inches | O.D. Tube Inches | Dealer Pkg. 5 Cards 1 Pc. per Card | OEM Bulk Pkg. 20 Pcs. | Screw Size | Ship Wt. Carton Lbs. DP/OEM Bulk |
|----------------------|--------------------|------------------|------------------------------------|-----------------------|------------|----------------------------------|
| 10 | 18 | 1/2 | 1179DP1CHR | 1179001CHR | 6 | 3.9/12.2 |
| 12 | 20 | 1/2 | 1179DP2CHR | 1179002CHR | 6 | 4.3/13.3 |

SPARE PARTS ORDERING INFORMATION
Knob: 1117DP0BLK

FIG. 1180 - WINDSHIELD ADJUSTER



FIG. 1180

CONSTRUCTION:

- ★ CHROME PLATED BRASS AND ZINC ALLOY
- ★ BLACK PLASTIC KNOB



ORDERING INFORMATION

| Length Closed Inches | Length Open Inches | O.D. Tube Inches | Dealer Pkg. 5 Cards 1 Pc. per Card | OEM Bulk Pkg. 20 Pcs. | Screw Size | Ship Wt. Carton Lbs. DP/OEM Bulk |
|----------------------|--------------------|------------------|------------------------------------|-----------------------|------------|----------------------------------|
| 12 | 21 | 1/2 | 1180DP0CHR | 1180000CHR | 6 | 4.3/13.3 |

SPARE PARTS ORDERING INFORMATION
Knob: 1117DP0BLK

FIG. 1116 - WINDSHIELD ADJUSTER



FIG. 1116

CONSTRUCTION:

- ★ CHROME PLATED BRASS AND ZINC ALLOY
- ★ BLACK PLASTIC KNOB



ORDERING INFORMATION

| Length Rod Inches | O.D. Rod Inches | Dealer Pkg. 5 Cards 1 Pc. per Card | OEM Bulk Pkg. 20 Pcs. | Screw Size | Ship Wt. Carton Lbs. DP/OEM Bulk |
|-------------------|-----------------|------------------------------------|-----------------------|------------|----------------------------------|
| 8 | 3/8 | 1116DP1CHR | 1116001CHR | 8 | 3.3/9.8 |
| 10 | 3/8 | 1116DP2CHR | 1116002CHR | 8 | 3.7/10.8 |
| 12 | 3/8 | 1116DP3CHR | 1116003CHR | 8 | 4.2/12.9 |

SPARE PARTS ORDERING INFORMATION
Knob: 1117DP0BLK

WINDSHIELD ADJUSTERS

FIGS. 1290 & 1291 - WINDSHIELD ADJUSTERS

CONSTRUCTION:

- ★ CHROME PLATED ZINC ALLOY
- ★ BLACK PLASTIC KNOB

FIG. 1290 - SIDE MOUNT

FIG. 1291 - OFFSET MOUNT




FIG. 1290
SIDE MOUNT

FIG. 1291
OFFSET MOUNT



ORDERING INFORMATION

| Length Overall Inches | Length Adjustment Inches | Dealer Pkg. 5 Cards 1 Pair per Card | OEM Bulk Pkg. 10 Pair | Screw Size | Ship Wt. Carton Lbs. DP/OEM Bulk |
|-----------------------|--------------------------|-------------------------------------|-----------------------|------------|----------------------------------|
| 12 | 9-1/2 | 1290DP0CHR | 1290000CHR | 8 | 6.3/9.4 |
| 12 | 9-1/2 | 1291DP0CHR | 1291000CHR | 8 | 6.4/9.6 |

SPARE PARTS ORDERING INFORMATION

| Figure No. | Port Adjuster | Starboard Adjuster | Mounting Bracket With Knob | Knob Only |
|------------|---------------|--------------------|----------------------------|------------|
| 1290 | 1290P0099A | 1290S0099A | 129000099B | 1292000BLK |
| 1291 | 1291P0099A | 1291S0099A | 129100099B | 1292000BLK |

NOTE: Illustration is Port Side.

FIG. 0082 - WINDSHIELD ADJUSTER

CONSTRUCTION:

- ★ CHROME PLATED BRASS AND BRONZE
- ★ BLACK PLASTIC KNOB




FIG. 0082

ORDERING INFORMATION

| Length Overall Inches | Length Adjustment Inches | Standard Pkg. - 1 Pair | Screw Size | Ship Wt. Carton Lbs. Std. Pkg |
|-----------------------|--------------------------|------------------------|------------|-------------------------------|
| 12 | 9-1/2 | 0082000CHR | 8 | 2.5 |

SPARE PARTS ORDERING INFORMATION

Port Adjuster: 0082P0099B.
Starboard Adjuster: 0082S0099B.
Knob: 008200099A.

NOTE: Illustration is Port Side.

Deck Hardware

HATCH ADJUSTER, BRACES & FASTENER

FIG. 0797 - HATCH ADJUSTER




FIG. 0797

CONSTRUCTION:

- ★ CHROME PLATED BRASS AND ZINC ALLOY
- ★ BLACK PLASTIC KNOB



ORDERING INFORMATION

| Length Arm Inches | Length Adjustment Inches | Length Slide Inches | Dealer Pkg. 5 Cards 1 Pc. per Card | Screw Size | Ship Wt. Carton Lbs. Dealer Pkg. |
|----------------------|-----------------------------|------------------------|--|---------------|--|
| 10 | 9-1/2 | 10-3/4 | 0797DP0CHR | 8 | 4.4 |

FIG. 0762 - HATCH SUPPORT BRACES



FIG. 0762

CONSTRUCTION:

- ★ CHROME PLATED BRASS



ORDERING INFORMATION

| Length Open Inches | Dealer Pkg. - 5 Cards 1 Pair per Card | OEM Bulk Pkg. 20 Pair | Screw Size | Ship Wt. Carton Lbs. DP/OEM Bulk |
|-----------------------|--|--------------------------|---------------|--|
| 10 | 0762DP1CHR | 0762001CHR | 8 | 4.1/13.9 |
| 12 | 0762DP2CHR | 0762002CHR | 8 | 4.4/15.5 |
| 14 | 0762DP3CHR | 0762003CHR | 8 | 5.2/17.2 |

NOTE: Illustration is Port Side.

FIG. 0155 - HATCH FASTENER OR WINDSHIELD KEEPER



FIG. 0155

CONSTRUCTION:

- ★ CHROME PLATED BRASS AND ZINC ALLOY
- ★ PHOSPHOR BRONZE SPRING



ORDERING INFORMATION

| Length Overall Inches | Dimensions Mounting Base Inches | Dealer Pkg. 5 Cards 1 Pc. per Card | OEM Bulk Pkg. 50 Pcs. | Screw Size | Ship Wt. Carton Lbs. DP/OEM Bulk |
|--------------------------|------------------------------------|--|--------------------------|---------------|--|
| 3-7/8 | 1-1/2 x 9/16 | 0155DP0CHR | 0155000CHR | 6 | 1.4/10.4 |

HATCH FASTENERS OR WINDSHIELD KEEPERS

FIG. 0769 - HATCH FASTENER OR WINDSHIELD KEEPER

CONSTRUCTION:

- ★ CHROME PLATED BRASS AND ZINC ALLOY
- ★ BLACK PLASTIC HANDLE



FIG. 0769



ORDERING INFORMATION

| Dimensions Base Inches | Dealer Pkg. 5 Cards 1 Pc. per Card | OEM Bulk Pkg. 25 Pcs. | Screw Size | Ship Wt. Carton Lbs. DP/OEM Bulk |
|------------------------------|--|-----------------------------|---------------|--|
| 1-1/2 x 5/8 | 0769DP0CHR | 0769000CHR | 8 | 1.6/5.9 |

SPARE PARTS ORDERING INFORMATION

Keeper: 076900099A
Handle with Stud: 076900099C

FIG. 0697 - HATCH FASTENER OR WINDSHIELD KEEPER

CONSTRUCTION:

- ★ CHROME PLATED BRASS AND ZINC ALLOY




FIG. 0697



ORDERING INFORMATION

| Length Bolt Inches | Dimensions Bracket Inches | Dimensions Keeper Inches | Dealer Pkg. 10 Cards 1 Pc. per Card | Screw Size | Ship Wt. Carton Lbs. Dealer Pkg. |
|--------------------------|---------------------------------|--------------------------------|---|---------------|--|
| 1-1/2 | 1-1/2 x 5/8 | 1-1/2 x 3/4 | 0697DP0CHR | 8 | 2.1 |

FIG. 0967 - HATCH FASTENER OR WINDSHIELD KEEPER

CONSTRUCTION:

- ★ CHROME PLATED BRONZE



FIG. 0967



ORDERING INFORMATION

| Length Bolt Inches | Dimensions Bracket Inches | Dimensions Keeper Inches | Dealer Pkg. 5 Cards 1 Pc. per Card | OEM Bulk Pkg. 25 Pcs. | Screw Size | Ship Wt. Carton Lbs. DP/OEM Bulk |
|--------------------------|---------------------------------|--------------------------------|--|-----------------------------|---------------|--|
| 1-1/2 | 1-9/16 x 1 | 1-7/8 x 7/8 | 0967DP0CHR | 0967000CHR | 8 | 1.4/5.9 |

FIG. 0770 - HATCH FASTENER

CONSTRUCTION:

- ★ CHROME PLATED BRONZE
- ★ BLACK PLASTIC KNOB



FIG. 0770



ORDERING INFORMATION

| Dimensions Overall Inches | Adjustment Thread Inches | Dealer Pkg. 5 Cards 1 Pc. per Card | OEM Bulk Pkg. 25 Pcs. | Screw Size | Ship Wt. Carton Lbs. DP/OEM Bulk |
|---------------------------------|--------------------------------|--|-----------------------------|---------------|--|
| 3-1/2 x 1-5/8 | 7/8 | 0770DP0CHR | 0770000CHR | 8 | 2.4/9.7 |

Deck Hardware

HOLD-DOWN CLAMPS



FIG. 1112

FIG. 1112 - HOLD-DOWN CLAMP

CONSTRUCTION:

- ★ CHROME PLATED BRONZE
- ★ FLAT MOUNTING



ORDERING INFORMATION

| Length Inches | Width Inches | Dealer Pkg. - 5 Cards 1 Pc. per Card | OEM Bulk Pkg. 25 Pcs. | Screw Size | Ship Wt. Carton Lbs. DP/OEM Bulk |
|------------------|-----------------|---|--------------------------|---------------|--|
| 3 | 1-1/2 | 1112DP0CHR | 1112000CHR | 8 | 2.3/8.9 |

FIG. 1113 - HOLD-DOWN CLAMP



FIG. 1113

CONSTRUCTION:

- ★ CHROME PLATED BRONZE
- ★ RIGHT ANGLE MOUNTING



ORDERING INFORMATION

| Length Inches | Width Inches | Dealer Pkg. - 5 Cards 1 Pc. per Card | OEM Bulk Pkg. 25 Pcs. | Screw Size | Ship Wt. Carton Lbs. DP/OEM Bulk |
|------------------|-----------------|---|--------------------------|---------------|--|
| 2-1/2 | 1-1/2 | 1113DP0CHR | 1113000CHR | 8 | 2.3/9.3 |

FIG. 1108 - LOCKABLE HOLD-DOWN CLAMP




FIG. 1108

CONSTRUCTION:

- ★ CHROME PLATED BRONZE
- ★ FLAT MOUNTING



ORDERING INFORMATION

| Dimensions Base Inches | Clearance Padlock Inches | Dealer Pkg. 5 Cards 1 Pc. per Card | OEM Bulk Pkg. 25 Pcs. | Screw Size | Ship Wt. Carton Lbs. DP/OEM Bulk |
|------------------------------|--------------------------------|--|-----------------------------|---------------|--|
| 2-3/4 x 1-3/4 | 1/4 | 1108DP0CHR | 1108000CHR | 6 | 2.1/8.4 |

PULL APART HINGES, HATCH TRIM & CONTINUOUS HINGE

FIGS. 0149 & 0152 - PULL APART HINGES

CONSTRUCTION:

★ CHROME PLATED BRONZE

FIG. 0149 - LEFT HAND

FIG. 0152 - RIGHT HAND




FIG. 0152
RIGHT HAND

Use 2 Left Hand or 2 Right Hand For Quick Removal of Hatches, Motor Covers, etc. or Together (1 each Left & Right) as a Heavy Duty Hinge Set.



ORDERING INFORMATION

| Length Open Inches | Width Overall Inches | Dealer Pkg. 5 Cards 1 Pc. per Card | OEM Bulk Pkg. Pkg. - 25 Pcs. | Screw Size | Ship Wt. Carton Lbs. DP/OEM Bulk |
|--------------------------|----------------------------|--|---------------------------------|---------------|--|
| 3-3/4 | 2 | 0149DP0CHR | 0149000CHR | 10 | 2.0/8.9 |
| 3-3/4 | 2 | 0152DP0CHR | 0152000CHR | 10 | 2.0/8.9 |



FIG. 0149
LEFT HAND

FIG. 0258 - HATCH TRIM

CONSTRUCTION:

★ POLISHED STAINLESS STEEL




FIG. 0258

ORDERING INFORMATION

| Width Inches | Length Overall Inches | Standard Pkg. - 10 Pcs. | Screw Size | Ship Wt. Carton Lbs. Std. Pkg. |
|-----------------|-----------------------------|----------------------------|---------------|--------------------------------------|
| 1-1/4 | 72 | 0258002STS | 6 | 11.0 |
| 1-1/2 | 72 | 0258004STS | 6 | 12.7 |



FIG. 0212 - CONTINUOUS HINGE

CONSTRUCTION:

★ POLISHED STAINLESS STEEL

★ COUNTERSUNK HOLES ARE TWO INCHES APART, CENTER TO CENTER




FIG. 0212



ORDERING INFORMATION

| Width Open Inches | Dealer Pkg. 5 Pcs. One 24" Lgth/Card | Standard Pkg. 10 Pcs. per Tube in 72" Lengths | Screw Size | Ship Wt. Carton Lbs. DP/Std. Pkg. |
|-------------------------|--|---|---------------|---|
| 1-1/4 | 0212DP2STS | 0212002STS | 5 | 3.5/15.9 |
| 1-1/2 | 0212DP4STS | 0212004STS | 5 | 3.8/18.0 |



Cabinet Hardware, Hinges, Locks & Latches

BUTT HINGES




FIG. 1002

FIG. 1002 - BUTT HINGE

CONSTRUCTION:

- ★ HEAVY GAUGE EXTRUDED BRASS
- ★ CHROME PLATED
- ★ FAST PIN



ORDERING INFORMATION

| Height Pin Inches | Width Open Inches | Dealer Pkg. 1 Pair per Card | Cards Per Pkg. | Std Pkg. Catalog No. | Std. Pkg. Pair | Screw Size | No. of Holes | Ship Wt. Carton Lbs. DP/Std. Pkg. |
|-------------------|-------------------|-----------------------------|----------------|----------------------|----------------|------------|--------------|-----------------------------------|
| 2 | 1-1/2 | 1002003DP | 5 | 1002003CHR | 5 | 6 | 4 | 1.2/1.4 |
| 2 | 2 | 1002004DP | 5 | 1002004CHR | 5 | 6 | 6 | 1.3/1.6 |
| 3 | 2 | 1002007DP | 5 | 1002007CHR | 5 | 8 | 6 | 2.3/9.7 |
| 3 | 3 | 1002009DP | 1 | 1002009CHR | 5 | 10 | 6 | 1.2/8.9 |
| 4 | 3 | 1002012DP | 1 | 1002012CHR | 1 | 10 | 6 | 1.2/1.5 |
| 4 | 4 | 1002013DP | 1 | 1002013CHR | 1 | 1/4 | 6 | 2.0/8.7 |
| 5 | 4 | ----- | --- | 1002014CHR | 1 | 1/4 | 8 | --/2.1 |

Cabinet Hardware, Hinges, Locks & Latches



FIG. 1004

FIG. 1004 - BUTT HINGE

CONSTRUCTION:

- ★ CHROME PLATED EXTRUDED BRASS
- ★ EXTRA HEAVY DUTY, PLASTIC BEARINGS
- ★ REMOVABLE PIN

**For Transom Doors and Other Applications
Where Extra Strength and Smooth Operation are Required**



ORDERING INFORMATION

| Height Pin Inches | Width Open Inches | Dealer Pkg. 1 Card 1 Pair per Card | OEM Bulk Pkg. 1 Pair | Screw Size | No. of Holes | Ship Wt. Carton Lbs. DP/OEM Bulk |
|-------------------|-------------------|------------------------------------|----------------------|------------|--------------|----------------------------------|
| 4 | 4 | 1004DP0CHR | 1004000CHR | 1/4 | 6 | 2.0/1.7 |

FIG. 0952 - BUTT HINGE

CONSTRUCTION:

- ★ HEAVY GAUGE STAMPED BRASS
- ★ CHROME PLATED
- ★ REMOVABLE PIN



ORDERING INFORMATION

| Height Pin Inches | Width Open Inches | Brass Dealer Pkg. - 5 Cards 1 Pair per Card | Brass OEM Bulk Pkg. 25 Pair | Screw Size | No. of Holes | Ship Wt. Carton Lbs. DP/OEM Bulk |
|-------------------|-------------------|--|--------------------------------|------------|--------------|-------------------------------------|
| 1-1/2 | 1-1/4 | 0952DP1CHR | ----- | 6 | 4 | 0.8/-- |
| 1-1/2 | 1-1/2 | 0952DP2CHR | ----- | 6 | 4 | 0.8/-- |
| 2 | 1-1/2 | 0952DP3CHR | ----- | 6 | 4 | 1.1/-- |
| 2 | 2 | 0952DP4CHR | 0952004CHR | 6 | 6 | 1.4/5.1 |
| 2-1/2 | 2 | 0952DP5CHR | 0952005CHR | 8 | 6 | 1.6/6.5 |
| 2-1/2 | 2-1/2 | 0952DP6CHR | ----- | 8 | 6 | 1.8/-- |
| 3 | 3 | 0952DP9CHR | 0952009CHR | 10 | 6 | 3.7/16.4 |



FIG. 0952

FIG. 0949 - BUTT HINGE

CONSTRUCTION:

- ★ HEAVY GAUGE STAMPED BRASS
- ★ CHROME PLATED
- ★ FAST PIN



ORDERING INFORMATION

| Height Pin Inches | Width Open Inches | Dealer Pkg. 5 Cards 1 Pair per Card | OEM Bulk Pkg. 25 Pair | Screw Size | No. of Holes | Ship Wt. Carton Lbs. DP/OEM Bulk |
|-------------------|-------------------|--|--------------------------|------------|--------------|-------------------------------------|
| 1-1/2 | 1-1/4 | 0949DP1CHR | ----- | 6 | 4 | 0.8/-- |
| 1-1/2 | 1-1/2 | 0949DP2CHR | ----- | 6 | 4 | 0.8/-- |
| 2 | 1-1/2 | 0949DP3CHR | ----- | 6 | 4 | 1.1/-- |
| 2 | 2 | 0949DP4CHR | 0949004CHR | 6 | 6 | 1.3/5.2 |
| 2-1/2 | 2 | 0949DP5CHR | 0949005CHR | 8 | 6 | 1.6/6.4 |
| 2-1/2 | 2-1/2 | 0949DP6CHR | 0949006CHR | 8 | 6 | 1.8/7.2 |
| 3 | 3 | 0949DP9CHR | 0949009CHR | 10 | 6 | 3.8/16.5 |



FIG. 0949

Cabinet Hardware, Hinges, Locks & Latches

HINGES



FIG. 1293



FIG. 1293 - BUTT HINGE

CONSTRUCTION:

- ★ CHROME PLATED ZINC ALLOY
- ★ REMOVABLE PIN



ORDERING INFORMATION

| Height Pin Inches | Width Open Inches | Dealer Pkg. 5 Cards 1 Pair per Card | OEM Bulk Pkg. 25 Pair | Screw Size | No. of Holes | Ship Wt. Carton Lbs. DP/OEM Bulk |
|-------------------|-------------------|-------------------------------------|-----------------------|------------|--------------|----------------------------------|
| 1-1/2 | 1-1/2 | 1293DP2CHR | ----- | 8 | 4 | 0.9/-- |
| 2 | 1-1/2 | 1293DP3CHR | ----- | 8 | 4 | 1.3/-- |
| 2 | 2 | 1293DP4CHR | 1293004CHR* | 8 | 4 | 1.6/13.0 |
| 2-1/2 | 2 | 1293DP5CHR | 1293005CHR | 8 | 6 | 1.9/8.4 |
| 2-1/2 | 2-1/2 | 1293DP6CHR | 1293006CHR | 8 | 6 | 2.0/8.6 |
| 3 | 3 | 1293DP9CHR | 1293009CHR | 10 | 6 | 3.0/12.5 |

* OEM Bulk Pkg. - 50 Pair.

Cabinet Hardware, Hinges, Locks & Latches



FIG. 0941

FIG. 0941 - BUTT HINGE

CONSTRUCTION:

- ★ CHROME PLATED ZINC ALLOY



ORDERING INFORMATION

| Height Pin Inches | Width Open Inches | Dealer Pkg. 5 Cards 1 Pair per Card | OEM Bulk Pkg. 50 Pair | Screw Size | Ship Wt. Carton Lbs. DP/OEM Bulk |
|-------------------|-------------------|-------------------------------------|-----------------------|------------|----------------------------------|
| 1-1/2 | 1-1/2 | 0941DP0CHR | 0941000CHR | 8 | 1.1/8.9 |



FIG. 0951

FIG. 0951 - HINGE

CONSTRUCTION:

- ★ CHROME PLATED BRONZE



ORDERING INFORMATION

| Width Open Inches | Height Pin Inches | Dealer Pkg. 5 Cards 1 Pair per Card | OEM Bulk Pkg. 25 Pair | Screw Size | Ship Wt. Carton Lbs. DP/OEM Bulk |
|-------------------|-------------------|-------------------------------------|-----------------------|------------|----------------------------------|
| 3 | 1-1/2 | 0951DP1CHR | 0951001CHR | 8 | 1.7/7.5 |
| 4 | 1-1/2 | 0951DP2CHR | 0951002CHR | 8 | 1.9/8.1 |

FIG. 0808 - HINGE

CONSTRUCTION:
★ CHROME PLATED ZINC ALLOY



ORDERING INFORMATION

| Width Open Inches | Height Pin Inches | Dealer Pkg. 10 Cards 1 Pair per Card | OEM Bulk Pkg. 50 Pair | Screw Size | Ship Wt. Carton Lbs. DP/OEM Bulk |
|-------------------|-------------------|---|-----------------------|------------|----------------------------------|
| 3 | 1-1/2 | 0808DP0CHR | 0808000CHR | 8 | 3.5/16.6 |



FIG. 0808

FIGS. 0987 & 1213 - SHORTSIDE HINGES

CONSTRUCTION OPTIONS:
FIG. 0987 - CHROME PLATED BRONZE
FIG. 1213 - CHROME PLATED ZINC ALLOY



ORDERING INFORMATION

| Width Open Inches | Height Pin Inches | Width Shortside Inches | Dealer Pkg. 5 Cards 1 Pair per Card | OEM Bulk Pkg. 50 Pair | Screw Size | Ship Wt. Carton Lbs. DP/OEM Bulk |
|-------------------|-------------------|------------------------|--|-----------------------|------------|----------------------------------|
| 2-1/4 | 1-1/2 | 3/4 | 0987DP1CHR | 0987001CHR | 8 | 1.5/13.3 |
| 2-3/4 | 1-1/2 | 3/4 | 0987DP2CHR | ----- | 8 | 1.6/-- |
| 2-1/2 | 1-1/2 | 3/4 | 1213DP1CHR | 1213001CHR | 8 | 1.4/12.7 |



FIG. 0987
CHROME PLATED BRONZE

FIG. 1213
CHROME PLATED
ZINC ALLOY

FIGS. 0988 & 1214 - OFFSET SHORTSIDE HINGES

CONSTRUCTION OPTIONS:
FIG. 0988 - CHROME PLATED BRONZE
FIG. 1214 - CHROME PLATED ZINC ALLOY



ORDERING INFORMATION

| Width Open Inches | Height Pin Inches | Width Shortside Inches | Offset Inches | Dealer Pkg. 5 Cards 1 Pair per Card | Screw Size | Ship Wt. Carton Lbs. Dealer Pkg. |
|-------------------|-------------------|------------------------|---------------|--|------------|----------------------------------|
| 2-1/4 | 1-1/2 | 3/4 | 3/8 | 0988DP1CHR | 8 | 1.5 |
| 2-3/4 | 1-1/2 | 3/4 | 3/8 | 0988DP2CHR | 8 | 1.7 |
| 2-1/2 | 1-1/2 | 3/4 | 3/8 | 1214DP1CHR | 8 | 1.6 |



FIG. 0988
CHROME PLATED BRONZE

FIG. 1214
CHROME PLATED
ZINC ALLOY

FIG. 0999 - SHORTSIDE HINGE

CONSTRUCTION:
★ CHROME PLATED BRONZE



ORDERING INFORMATION

| Width Open Inches | Height Pin Inches | Width Shortside Inches | Dealer Pkg. 5 Cards 1 Pair per Card | Screw Size | Ship Wt. Carton Lbs. Dealer Pkg. |
|-------------------|-------------------|------------------------|--|------------|----------------------------------|
| 3-1/2 | 1-1/2 | 1-1/2 | 0999DP0CHR | 8 | 1.8 |



FIG. 0999



FIG. 0942

FIG. 0942 - OFFSET HINGE

CONSTRUCTION:

- ★ CHROME PLATED ZINC ALLOY



ORDERING INFORMATION

| Width Open Inches | Height Pin Inches | Offset Inches | Dealer Pkg. 5 Cards 1 Pair per Card | OEM Bulk Pkg. 50 Pair | Screw Size | Ship Wt. Carton Lbs. DP/OEM Bulk |
|-------------------------|-------------------------|------------------|---|-----------------------------|---------------|--|
| 1-1/2 | 1-1/2 | 3/8 | 0942DP0CHR | 0942000CHR | 8 | 1.2/10.5 |



FIG. 0271

FIG. 0271 - INSET HINGE

CONSTRUCTION:

- ★ SEMI-CONCEALED
- ★ FOR INSET DOORS
- ★ CHROME PLATED STAMPED BRASS
- ★ 3/8 INCH INSET



ORDERING INFORMATION

| Dimensions Inches | Dealer Pkg. 10 Cards 1 Pair per Card | OEM Bulk Pkg. 100 Pair | Screw Size | Ship Wt. Carton Lbs. DP/OEM Bulk |
|----------------------|--|------------------------------|---------------|--|
| 2-3/4 x 2-1/8 | 0271DP0CHR | 0271000CHR | 4 | 2.1/17.2 |



FIG. 0272

FIG. 0272 - FLUSH HINGE

CONSTRUCTION:

- ★ SEMI-CONCEALED
- ★ FOR OVERLAY DOORS
- ★ CHROME PLATED STAMPED BRASS



ORDERING INFORMATION

| Dimensions Inches | Dealer Pkg. 10 Cards 1 Pair per Card | OEM Bulk Pkg. 100 Pair | Screw Size | Ship Wt. Carton Lbs. DP/OEM Bulk |
|----------------------|--|------------------------------|---------------|--|
| 2-3/4 x 2-1/8 | 0272DP0CHR | 0272000CHR | 4 | 1.8/14.7 |

FIG. 0120 - STRAP HINGE



CONSTRUCTION:
★ CHROME PLATED BRONZE

ORDERING INFORMATION

| Width Open Inches | Height Pin Inches | Dealer Pkg. 5 Cards 1 Pair per Card | Screw Size | No. of Holes | Ship Wt. Carton Lbs. Dealer Pkg. |
|-------------------|-------------------|-------------------------------------|------------|--------------|----------------------------------|
| 4 | 1-1/8 | 0120DP1CHR | 10 | 4 | 2.2 |
| 6 | 1-1/8 | 0120DP2CHR | 10 | 6 | 2.8 |
| 8 | 1-3/8 | 0120DP3CHR | 12 | 6 | 5.1 |



FIG. 0120

FIG. 0197 - "T" HINGE



CONSTRUCTION:
★ CHROME PLATED BRONZE

ORDERING INFORMATION

| Width Open Inches | Height Overall Inches | Width "T" Side Inches | Dealer Pkg. 5 Cards 1 Pair per Card | Screw Size | No. of Holes | Ship Wt. Carton Lbs. Dealer Pkg. |
|-------------------|-----------------------|-----------------------|-------------------------------------|------------|--------------|----------------------------------|
| 4 | 2-1/8 | 1-5/16 | 0197DP1CHR | 10 | 6 | 2.8 |
| 6 | 3 | 1-1/2 | 0197DP2CHR | 10 | 7 | 4.8 |
| 8 | 3-7/8 | 2 | 0197DP3CHR* | 12 | 8 | 3.4 |



FIG. 0197

* Dealer Pkg. - 2 Cards, 1 Pair per Card.

FIG. 0924 - HINGE



CONSTRUCTION:
★ CHROME PLATED STAMPED BRASS

ORDERING INFORMATION

| Width Open Inches | Height Pin Inches | Dealer Pkg. 10 Cards 1 Pair per Card | Screw Size | Ship Wt. Carton Lbs. Dealer Pkg. |
|-------------------|-------------------|--------------------------------------|------------|----------------------------------|
| 3 | 1-1/2 | 0924DP0CHR | 6 | 2.0 |



FIG. 0924

FIG. 0957 - NON-MORTISED HINGE



CONSTRUCTION:
★ CHROME PLATED STAMPED BRASS
★ EASILY INSTALLS WITHOUT MORTISING

ORDERING INFORMATION

| Height Pin Inches | Width Closed Inches | Dealer Pkg. 5 Cards 1 Pair per Card | OEM Bulk Pkg. 50 Pair | Screw Size | Ship Wt. Carton Lbs. DP/OEM Bulk |
|-------------------|---------------------|-------------------------------------|-----------------------|------------|----------------------------------|
| 3-3/8 | 7/8 | 0957DP0CHR | 0957000CHR | 8 | 1.5/12.2 |




FIG. 0957

Cabinet Hardware, Hinges, Locks & Latches



Fig. 0998

FIG. 0998 - HASP

CONSTRUCTION:

★ CHROME PLATED BRONZE



ORDERING INFORMATION

| Length Closed Inches | Width Overall Inches | Padlock Clearance Inches | Dealer Pkg. 10 Cards 1 Pc. per Card | OEM Bulk Pkg. 25 Pcs. | Screw Size | Ship Wt. Carton Lbs. DP/OEM Bulk |
|----------------------|----------------------|--------------------------|--|-----------------------|------------|----------------------------------|
| 2 | 1 | 9/32 | 0998DP1CHR | 0998001CHR | 6 | 2.0/3.7 |
| 3 | 1 | 9/32 | 0998DP2CHR | 0998002CHR | 6 | 2.8/4.7 |

SPARE PARTS ORDERING INFORMATION

Chrome Keepers (2 per card): 0959DP0CHR.



Fig. 1198

FIG. 1198 - HASP

CONSTRUCTION:

★ CHROME PLATED ZINC ALLOY



ORDERING INFORMATION

| Length Closed Inches | Width Inches | Padlock Clearance Inches | Dealer Pkg. 10 Cards 1 Pc. per Card | OEM Bulk Pkg. 25 Pcs. | Screw Size | Ship Wt. Carton Lbs. DP/OEM Bulk |
|----------------------|--------------|--------------------------|--|-----------------------|------------|----------------------------------|
| 2 | 1 | 1/4 | 1198DP1CHR | 1198001CHR | 6 | 1.6/2.8 |
| 3 | 1 | 1/4 | 1198DP2CHR | 1198002CHR | 6 | 1.8/3.4 |
| 3-3/4 | 1 | 1/4 | 1198DP3CHR | 1198003CHR | 6 | 2.0/3.9 |

SPARE PARTS ORDERING INFORMATION

Keepers (2 per card): 1261DP0CHR.



Fig. 1194

FIG. 1194 - SWIVEL EYE HASP

CONSTRUCTION:

- ★ CHROME PLATED ZINC ALLOY
- ★ PADLOCK EYE SWIVELS TO ACT AS A LATCH



ORDERING INFORMATION

| Length Closed Inches | Width Inches | Padlock Clearance Inches | Dealer Pkg. 10 Cards 1 Pc. per Card | OEM Bulk Pkg. 50 Pcs. | Screw Size | Ship Wt. Carton Lbs. DP/OEM Bulk |
|----------------------|--------------|--------------------------|--|-----------------------|------------|----------------------------------|
| 3 | 1 | 11/32 | 1194DP0CHR | 1194000CHR | 6 | 2.0/7.6 |

SPARE PARTS ORDERING INFORMATION

Keeper (1 per card): 1194DP099A.

BARREL BOLTS & SHIP BOLT

FIG. 1244 - BARREL BOLT

CONSTRUCTION:

- ★ CHROME PLATED ZINC ALLOY
- INTEGRAL FRICTION PAD ELIMINATES RATTLE
- AND PROVIDES SMOOTH OPERATION



ORDERING INFORMATION

| Dimensions Overall Inches | Dealer Pkg. - 5 Cards 1 Pc. per Card | OEM Bulk Pkg. 25 Pcs. | Screw Size | Ship Wt. Carton Lbs. DP/OEM Bulk |
|---------------------------|---|--------------------------|------------|----------------------------------|
| 3-3/8 x 1-1/4 | 1244DP0CHR | 1244000CHR | 6 R.H. | 1.1/4.4 |



FIG. 1244

FIG. 0947 - BARREL BOLT

CONSTRUCTION:

- ★ CHROME PLATED BRONZE BODY & KEEPER
- ★ 3/8" DIAMETER BOLT
- ★ INCLUDES HIGH IMPACT BLACK NYLON BULKHEAD KEEPER
- ★ BULKHEAD KEEPER EASILY INSTALLS IN A 5/8" HOLE
- ★ SUPPLIED WITH FRICTION PAD TO ELIMINATE RATTLE AND PROVIDE SMOOTH OPERATION

DEALER PACKAGE INCLUDES BOTH STYLES OF KEEPERS
 BULK PACKAGE INCLUDES ONLY ONE STYLE OF KEEPER
 STANDARD KEEPER ORDER EXAMPLE: 0947001CHR
 BULKHEAD KEEPER ORDER EXAMPLE: 0947B01CHR




FIG. 0947 WITH STANDARD KEEPER AND BULKHEAD KEEPER



ORDERING INFORMATION

| Dimensions Overall Inches | Dealer Pkg. - 5 Cards 1 Pc. per Card | OEM Bulk Pkg. 25 Pcs. | Screw Size | Ship Wt. Carton Lbs. DP/OEM Bulk |
|---------------------------|---|--------------------------|------------|----------------------------------|
| 3-7/16 x 1-7/16 | 0947DP1CHR | 0947001CHR | 6 | 1.7/7.1 |
| 4-5/16 x 1-7/16 | 0947DP2CHR | 0947002CHR | 6 | 2.1/9.1 |
| 5-1/4 x 1-7/16 | 0947DP3CHR | 0947003CHR | 6 | 2.4/10.6 |
| 3-7/16 x 1-7/16 | ----- | 0947B01CHR | 6 | 7.1 |
| 4-5/16 x 1-7/16 | ----- | 0947B02CHR | 6 | 9.1 |
| 5-1/4 x 1-7/16 | ----- | 0947B03CHR | 6 | 10.6 |

FIG. 1053 - SHIP BOLT

CONSTRUCTION:

- ★ CHROME PLATED BRONZE
- SUPPLIED WITH BRASS FRICTION SPRING TO ELIMINATE RATTLE AND PROVIDE DETENTED OPERATION



ORDERING INFORMATION

| Dimensions Overall Inches | Dealer Pkg. - 5 Cards 1 Pc. per Card | OEM Bulk Pkg. 25 Pcs. | Screw Size | Ship Wt. Carton Lbs. DP/OEM Bulk |
|---------------------------|---|--------------------------|------------|----------------------------------|
| 2-5/8 x 1-1/4 | 1053DP0CHR | 1053000CHR | 6 | 0.9/3.9 |




FIG. 1053

Cabinet Hardware, Hinges, Locks & Latches

CABIN DOOR HOOKS

FIG. 0956 - CABIN DOOR HOOK



FIG. 0956

CONSTRUCTION OPTIONS:

- ★ CAST BRONZE
- PLAIN OR CHROME PLATED



ORDERING INFORMATION

| Length Hook Inches | Chrome Plated Bronze Dealer Pkg. - 5 Cards 1 Pc. per Card | Chrome Plated Bronze OEM Bulk Pkg. 50 Pcs. | Plain Bronze Standard Pkg. - 5 Pcs. | Ship Wt. Carton Lbs. DP/OEM Bulk/Std.Pkg |
|--------------------|--|---|--|--|
| 1-1/2 | 0956DP1CHR | 0956001CHR | 0956001PLB | 0.9/5.3/0.6 |
| 2 | 0956DP2CHR | 0956002CHR | 0956002PLB | 0.9/5.6/0.7 |
| 2-1/2 | 0956DP3CHR | 0956003CHR | 0956003PLB | 0.9/6.0/0.7 |
| 3 | 0956DP4CHR | 0956004CHR | 0956004PLB | 1.0/7.2/0.8 |
| 3-1/2 | 0956DP5CHR | ----- | 0956005PLB | 1.0/--/0.8 |
| 4 | 0956DP6CHR | ----- | 0956006PLB | 1.1/--/0.9 |
| 5 | 0956DP7CHR | ----- | 0956007PLB | 1.2/--/1.0 |
| 6 | 0956DP8CHR | 0956008CHR* | 0956008PLB | 1.5/7.5/1.2 |

*OEM Bulk Pkg. - 25 pcs. Screw Size #6.

SPARE PARTS ORDERING INFORMATION

Plain Keepers (2 per card): 0959DP0PLB
 Chrome Keepers (2 per card): 0959DP0CHR
 Chrome Keepers OEM Bulk (100 pcs.): 0959000CHR



FIG. 0959
SPARE KEEPER

FIG. 1199 - CABIN DOOR HOOK



FIG. 1199

CONSTRUCTION:

- ★ CHROME PLATED ZINC ALLOY



ORDERING INFORMATION

| Length Hook Inches | Dealer Pkg. 20 Cards 1 Pc. per Card | OEM Bulk Pkg. 50 Pcs. | Screw Size | Ship Wt. Carton Lbs. DP/OEM Bulk |
|--------------------|--|-----------------------|------------|----------------------------------|
| 1-3/4 | 1199DP1CHR | 1199001CHR | 6 | 2.6/4.6 |
| 2-1/4 | 1199DP2CHR | 1199002CHR | 6 | 2.7/4.9 |
| 3 | 1199DP3CHR | 1199003CHR | 6 | 3.1/5.7 |
| 4 | 1199DP4CHR | 1199004CHR | 6 | 3.4/6.3 |

SPARE PARTS ORDERING INFORMATION

Keepers (2 per card): 1261DP0CHR



FIG. 1261
SPARE KEEPER

FIG. 1287 - CABIN DOOR HOOK



FIG. 1287

CONSTRUCTION:

- ★ CHROME PLATED ZINC ALLOY



ORDERING INFORMATION

| Length Hook Inches | Dealer Pkg. 20 Cards 1 Pc. per Card | OEM Bulk Pkg. 50 Pcs. | Screw Size | Ship Wt. Carton Lbs. DP/OEM Bulk |
|--------------------|--|-----------------------|------------|----------------------------------|
| 2 | 1287DP1CHR | 1287001CHR | 6 | 2.8/5.1 |
| 2-1/2 | 1287DP2CHR | 1287002CHR | 6 | 3.1/5.6 |
| 3 | 1287DP3CHR | 1287003CHR | 6 | 3.1/5.8 |

SPARE PARTS ORDERING INFORMATION

Keepers (2 per card): 1261DP0CHR



FIG. 1261
SPARE KEEPER

DOOR STOPS & HOLDERS

FIG. 0574 - DOOR STOP AND HOLDER

- CONSTRUCTION:**
- ★ CHROME PLATED BRONZE
 - ★ RUBBER BUMPER



ORDERING INFORMATION

| Length Inches | O.D. Inches | Dealer Pkg. 5 Cards 1 Pc. per Card | OEM Bulk Pkg. 25 Pcs. | Stop Screw Size | Keeper Screw Size | Ship Wt. Carton Lbs. DP/OEM Bulk |
|------------------|----------------|--|-----------------------------|-----------------------|-------------------------|--|
| 2-3/8 | 1-3/4 | 0574DP1CHR | 0574001CHR | 8 | 6 | 1.6/5.3 |
| 3-1/4 | 1-3/4 | 0574DP2CHR | 0574002CHR | 8 | 6 | 1.7/6.1 |



FIG. 0574

FIG. 1177 - DOOR STOP

- CONSTRUCTION:**
- ★ CHROME PLATED ZINC ALLOY
 - ★ RUBBER BUMPER



ORDERING INFORMATION

| Length Inches | O.D. Inches | Dealer Pkg. 5 Cards 1 Pc. per Card | OEM Bulk Pkg. 50 Pcs. | Screw Size | Ship Wt. Carton Lbs. DP/OEM Bulk |
|------------------|----------------|--|-----------------------------|---------------|--|
| 1 | 1-1/4 | 1177DP0CHR | 1177000CHR | 4 | 0.5/2.8 |



FIG. 1177

FIG. 1065 - DOOR HOLDER

- CONSTRUCTION:**
- ★ STAINLESS STEEL CLIP
 - ★ CHROME PLATED ZINC ALLOY ARROW



ORDERING INFORMATION

| Dimensions Arrow Base Inches | Dimensions Clip Base Inches | Projection Inches | Dealer Pkg. 5 Cards 1 Pc. per Card | Screw Size | Ship Wt. Carton Lbs. Dealer Pkg. |
|------------------------------------|-----------------------------------|----------------------|--|---------------|--|
| 1-5/8 x 3/4 | 1-3/8 x 7/16 | 1-3/4 | 1065DP0CHR | 8 | 0.8 |




FIG. 1065

Cabinet Hardware, Hinges, Locks & Latches

DOOR CATCHES & BUTTONS



FIG. 0554

FIG. 0554 - DOOR CATCH

CONSTRUCTION:

- * WHITE PLASTIC
- * STAINLESS STEEL MOUNTING & KEEPER SCREWS



ORDERING INFORMATION

| Catch Screw Size Inches | Dimensions Catch Inches | Dealer Pkg. 25 Cards 2 Pcs. per Card | OEM Bulk Pkg. 100 Pcs. | Mounting Screw Size | Ship Wt. Carton Lbs. DP/OEM Bulk |
|----------------------------|----------------------------|--|---------------------------|---------------------|----------------------------------|
| 3/4 x #8 | 1-1/4 x 5/8 | 0554DP | 0554 | 4 R.H. | 1.7/2.6 |



FIG. 0559

FIG. 0559 - DOOR CATCH

CONSTRUCTION:

- * BLACK PLASTIC



ORDERING INFORMATION

| Dimensions Stud Inches | Dimensions Catch Inches | Dealer Pkg. 25 Cards 2 Pcs. per Card | OEM Bulk Pkg. 100 Pcs. | Screw Size | Ship Wt. Carton Lbs. DP/OEM Bulk |
|---------------------------|----------------------------|--|---------------------------|------------|----------------------------------|
| 1-1/8 x 3/8 | 1-3/8 x 7/8 | 0559DP | 0559 | 4 R.H. | 1.1/1.0 |



FIGS. 1216 & 1217 - DOOR BUTTONS

CONSTRUCTION:

- * CHROME PLATED ZINC ALLOY
- * BLACK PLASTIC BUTTON

Fig. 1216 - Supplied with Phosphor Bronze Tension Spring
Fig. 1217 - Supplied without Spring and Requires a No. 8 Oval-Head Pivot Screw



FIG. 1217



FIG. 1216



ORDERING INFORMATION

| Type | O.D. Overall Inches | Dealer Pkg. 10 Cards 1 Pc. per Card | OEM Bulk Pkg. 50 Pcs. | Screw Size | Ship Wt. Carton Lbs. DP/OEM Bulk |
|-------------|------------------------|---|--------------------------|------------|----------------------------------|
| With Spring | 1-3/4 | 1216DP0CHR | 1216000CHR | 6 | 1.0/4.1 |
| W/O Spring | 1-3/4 | 1217DP0CHR | 1217000CHR | 6 | 1.04.0 |




SPARE PARTS ORDERING INFORMATION
 Button for Both: 121600099A.

**LOCKS & LATCHES
THAT LOOK AND PERFORM
AS WELL AS
YOUR BOAT**

Mounting Features



Slam Latches

Hatch Locks & Latches



**PATENT PENDING STRIKES THAT REDUCE OR
ELIMINATE ALIGNMENT PROBLEMS**

Leak Resistant Features



4 DIFFERENT SEALS PREVENT LEAKS

Cabinet Hardware, Hinges, Locks & Latches

"T" - HANDLE SURFACE MOUNT LOCK & LATCH

FIGS. 1091 & 1092 - SURFACE MOUNT LOCK & LATCH
FOR SMOOTH AND CARPETED SURFACES
(GASKET INCLUDED FOR SMOOTH SURFACE APPLICATIONS)

CONSTRUCTION:


- ★ BLACK OR WHITE PLASTIC BODY
- ★ CHROME PLATED ZINC ALLOY, BLACK OR WHITE PLASTIC "T" HANDLE
- ★ STAINLESS STEEL STEM

FIG. 1091 - LOCK WITH 2 KEYS
FIG. 1092 - LATCH (NON-LOCKING)

No. 1 with Offset Cam Bar
No. 3 with Straight Cam Bar
No. 4 with Extra Long Offset Cam Bar
No. 5 with Extra Long Straight Cam Bar

**Easily Installs in a 2-1/2 Inch Diameter Hole
For Mounting Surfaces 1/8 to 3/4 Inches Thick**

THE T - HANDLE DROPS DOWN FLUSH IN EITHER THE OPEN OR CLOSED (180° ROTATION)
POSITION (EXCEPT WITH THE OFFSET CAM BAR POSITIONED UPWARD)



LATCH VERSION

LOCK VERSION

THE RUBBER SEAL & BOOT UNDER THE T - HANDLE SEALS THE LOCK CYLINDER PREVENTING WATER INTRUSION

FIG. 1091 #1
BLK/CHR



FIG. 1092 #3
WHT/WHT



FIG. 1091 #1
BLK/BLK



Mounting Options:



Surface Mount



Upholstery Mount



Carpet Mount

"T" - HANDLE SURFACE MOUNT LOCK & LATCH



ORDERING INFORMATION

| Body Color | Handle Color | Type | Adjustment Cam Bar Inches | Diameter Face Plate Inches | OEM Bulk Pkg. 25 Pcs. | Dealer Pkg. 5 Cards 1 Pc. per Card | Ship Wt. Carton Lbs. OEM Bulk/DP |
|------------|---------------|-------|---------------------------|----------------------------|-----------------------|------------------------------------|----------------------------------|
| Black | Chr. Plated | Lock | 3/4 to 2-3/8 | 3" | 1091001BLK | 1091DP1BLK | 15.5/4.1 |
| Black | Chr. Plated | Lock | 1-1/4 to 1-7/8 | 3" | 1091003BLK | 1091DP3BLK | 15.7/4.2 |
| Black | Chr. Plated | Lock | 1/2 to 3 | 3" | 1091004BLK | 1091DP4BLK | 17.4/4.4 |
| Black | Chr. Plated | Lock | 1-1/4 to 2 | 3" | 1091005BLK | 1091DP5BLK | 17.4/4.1 |
| Black | Chr. Plated | Latch | 3/4 to 2-3/8 | 3" | 1092001BLK | 1092DP1BLK | 13.7/3.7 |
| Black | Chr. Plated | Latch | 1-1/4 to 1-7/8 | 3" | 1092003BLK | 1092DP3BLK | 13.9/3.6 |
| Black | Chr. Plated | Latch | 1/2 to 3 | 3" | 1092004BLK | 1092DP4BLK | 14.3/4.0 |
| Black | Chr. Plated | Latch | 1-1/4 to 2 | 3" | 1092005BLK | 1092DP5BLK | 14.3/3.8 |
| White | Chr. Plated | Lock | 3/4 to 2-3/8 | 3" | 1091001WHT | 1091DP1WHT | 15.5/4.1 |
| White | Chr. Plated | Lock | 1-1/4 to 1-7/8 | 3" | 1091003WHT | 1091DP3WHT | 15.7/3.9 |
| White | Chr. Plated | Lock | 1/2 to 3 | 3" | 1091004WHT | 1091DP4WHT | 17.4/4.4 |
| White | Chr. Plated | Lock | 1-1/4 to 2 | 3" | 1091005WHT | 1091DP5WHT | 17.4/4.1 |
| White | Chr. Plated | Latch | 3/4 to 2-3/8 | 3" | 1092001WHT | 1092DP1WHT | 13.8/3.6 |
| White | Chr. Plated | Latch | 1-1/4 to 1-7/8 | 3" | 1092003WHT | 1092DP3WHT | 13.9/3.6 |
| White | Chr. Plated | Latch | 1/2 to 3 | 3" | 1092004WHT | 1092DP4WHT | 14.3/4.0 |
| White | Chr. Plated | Latch | 1-1/4 to 2 | 3" | 1092005WHT | 1092DP5WHT | 14.3/3.8 |
| Black | Black Plastic | Lock | 3/4 to 2-3/8 | 3" | 1091B01BLK | ----- | 12.5/-- |
| Black | Black Plastic | Lock | 1-1/4 to 1-7/8 | 3" | 1091B03BLK | ----- | 13.0/-- |
| Black | Black Plastic | Lock | 1/2 to 3 | 3" | 1091B04BLK | ----- | 14.9/-- |
| Black | Black Plastic | Lock | 1-1/4 to 2 | 3" | 1091B05BLK | ----- | 14.9/-- |
| Black | Black Plastic | Latch | 3/4 to 2-3/8 | 3" | 1092B01BLK | ----- | 11.1/-- |
| Black | Black Plastic | Latch | 1-1/4 to 1-7/8 | 3" | 1092B03BLK | ----- | 11.4/-- |
| Black | Black Plastic | Latch | 1/2 to 3 | 3" | 1092B04BLK | ----- | 12.0/-- |
| Black | Black Plastic | Latch | 1-1/4 to 2 | 3" | 1092B05BLK | ----- | 12.0/-- |
| White | White Plastic | Lock | 3/4 to 2-3/8 | 3" | 1091W01WHT | ----- | 12.8/-- |
| White | White Plastic | Lock | 1-1/4 to 1-7/8 | 3" | 1091W03WHT | ----- | 13.8/-- |
| White | White Plastic | Lock | 1/2 to 3 | 3" | 1091W04WHT | ----- | 14.9/-- |
| White | White Plastic | Lock | 1-1/4 to 2 | 3" | 1091W05WHT | ----- | 14.9/-- |
| White | White Plastic | Latch | 3/4 to 2-3/8 | 3" | 1092W01WHT | ----- | 12.5/-- |
| White | White Plastic | Latch | 1-1/4 to 1-7/8 | 3" | 1092W03WHT | ----- | 13.0/-- |
| White | White Plastic | Latch | 1/2 to 3 | 3" | 1092W04WHT | ----- | 12.0/-- |
| White | White Plastic | Latch | 1-1/4 to 2 | 3" | 1092W05WHT | ----- | 12.0/-- |

SPARE PARTS ORDERING INFORMATION

Offset Cam Bar: 109100199A
 Straight Cam Bar: 109100399A
 Extra Long Offset Cam Bar: 109100499A
 Extra Long Straight Cam Bar: 109100599A

Cabinet Hardware, Hinges, Locks & Latches



Detail Showing Ring Mounted

FIG. 1097 - UPHOLSTERY TRIM MOUNTING RING

CONSTRUCTION OPTIONS:

★ BLACK OR WHITE




FIG. 1097



ORDERING INFORMATION

| Color | Flange O.D. Diameter Inches | Flange I.D. Diameter Inches | OEM Bulk Pkg. 100 Pcs. | Ship Wt. Carton Lbs. DP/OEM Bulk |
|-------|-----------------------------|-----------------------------|------------------------|----------------------------------|
| Black | 3-1/2 | 2-7/16 | 1097000BLK | 1.1/1.0 |
| White | 3-1/2 | 2-7/16 | 1097000WHT | 1.1/1.0 |



Lock or Latch

Upholstery Trim Ring
Mounting Ring

"T" - HANDLE FLUSH MOUNT LOCK & LATCH

FIGS. 1094 & 1095 - FLUSH MOUNT LOCK & LATCH
FOR SMOOTH AND CARPETED SURFACES
(GASKET INCLUDED FOR SMOOTH SURFACE APPLICATIONS)

CONSTRUCTION:

- * BLACK OR WHITE PLASTIC BODY
- * CHROME PLATED ZINC ALLOY, BLACK OR WHITE PLASTIC "T" HANDLE
- * MOUNTING RING AND GASKET INCLUDED
- * STAINLESS STEEL STEM

FIG. 1094 - LOCK WITH 2 KEYS
FIG. 1095 - LATCH (NON-LOCKING)



- No. 1 with Offset Cam Bar**
- No. 3 with Straight Cam Bar**
- No. 4 with Extra Long Offset Cam Bar**
- No. 5 with Extra Long Straight Cam Bar**

Easily Installs in a 2-1/2 Inch Diameter Hole

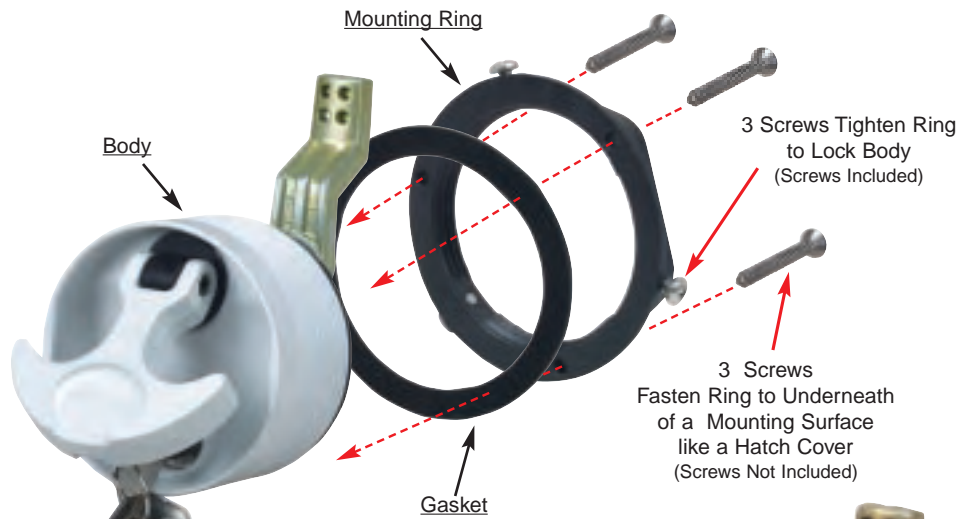


FIG. 1094 #1
BLK/CHR



FIG. 1094 #1
WHT/WHT



FIG. 1095 #1
BLK/BLK



Flush Mount

Cabinet Hardware, Hinges, Locks & Latches

No. 1
Offset
Cam Bar



No. 3
Straight
Cam Bar



No. 4
Extra Long
Offset
Cam Bar



No. 5 Extra
Long Straight
Cam Bar



"T" - HANDLE FLUSH MOUNT LOCK & LATCH



ORDERING INFORMATION

| Body Color | Handle Color | Type | Adjustment Cam Bar Inches | Diameter Face Inches | OEM Bulk Pkg. 25 Pcs. | Dealer Pkg. 5 Cards 1 Pc. per Card | Ship Wt. Carton Lbs. OEM Bulk/DP |
|------------|---------------|-------|---------------------------|----------------------|-----------------------|------------------------------------|----------------------------------|
| Black | Chr. Plated | Lock | 3/4 to 2-3/8 | 2-1/2" | 1094001BLK | 1094DP1BLK | 15.5/4.1 |
| Black | Chr. Plated | Lock | 1-1/4 to 1-7/8 | 2-1/2" | 1094003BLK | 1094DP3BLK | 15.7/4.2 |
| Black | Chr. Plated | Lock | 1/2 to 3 | 2-1/2" | 1094004BLK | 1094DP4BLK | 17.4/4.4 |
| Black | Chr. Plated | Lock | 1-1/4 to 2 | 2-1/2" | 1094005BLK | 1094DP5BLK | 17.4/4.1 |
| Black | Chr. Plated | Latch | 3/4 to 2-3/8 | 2-1/2" | 1095001BLK | 1095DP1BLK | 13.7/3.7 |
| Black | Chr. Plated | Latch | 1-1/4 to 1-7/8 | 2-1/2" | 1095003BLK | 1095DP3BLK | 13.9/3.6 |
| Black | Chr. Plated | Latch | 1/2 to 3 | 2-1/2" | 1095004BLK | 1095DP4BLK | 14.3/4.0 |
| Black | Chr. Plated | Latch | 1-1/4 to 2 | 2-1/2" | 1095005BLK | 1095DP5BLK | 14.3/3.8 |
| White | Chr. Plated | Lock | 3/4 to 2-3/8 | 2-1/2" | 1094001WHT | 1094DP1WHT | 15.5/4.1 |
| White | Chr. Plated | Lock | 1-1/4 to 1-7/8 | 2-1/2" | 1094003WHT | 1094DP3WHT | 15.7/3.9 |
| White | Chr. Plated | Lock | 1/2 to 3 | 2-1/2" | 1094004WHT | 1094DP4WHT | 17.4/4.4 |
| White | Chr. Plated | Lock | 1-1/4 to 2 | 2-1/2" | 1094005WHT | 1094DP5WHT | 17.4/4.1 |
| White | Chr. Plated | Latch | 3/4 to 2-3/8 | 2-1/2" | 1095001WHT | 1095DP1WHT | 13.8/3.6 |
| White | Chr. Plated | Latch | 1-1/4 to 1-7/8 | 2-1/2" | 1095003WHT | 1095DP3WHT | 13.9/3.6 |
| White | Chr. Plated | Latch | 1/2 to 3 | 2-1/2" | 1095004WHT | 1095DP4WHT | 14.3/4.0 |
| White | Chr. Plated | Latch | 1-1/4 to 2 | 2-1/2" | 1095005WHT | 1095DP5WHT | 14.3/3.8 |
| Black | Black Plastic | Lock | 3/4 to 2-3/8 | 2-1/2" | 1094B01BLK | ----- | 12.5/-- |
| Black | Black Plastic | Lock | 1-1/4 to 1-7/8 | 2-1/2" | 1094B03BLK | ----- | 13.0/-- |
| Black | Black Plastic | Lock | 1/2 to 3 | 2-1/2" | 1094B04BLK | ----- | 14.9/-- |
| Black | Black Plastic | Lock | 1-1/4 to 2 | 2-1/2" | 1094B05BLK | ----- | 14.9/-- |
| Black | Black Plastic | Latch | 3/4 to 2-3/8 | 2-1/2" | 1095B01BLK | ----- | 11.1/-- |
| Black | Black Plastic | Latch | 1-1/4 to 1-7/8 | 2-1/2" | 1095B03BLK | ----- | 11.4/-- |
| Black | Black Plastic | Latch | 1/2 to 3 | 2-1/2" | 1095B04BLK | ----- | 12.0/-- |
| Black | Black Plastic | Latch | 1-1/4 to 2 | 2-1/2" | 1095B05BLK | ----- | 12.0/-- |
| White | White Plastic | Lock | 3/4 to 2-3/8 | 2-1/2" | 1094W01WHT | ----- | 12.8/-- |
| White | White Plastic | Lock | 1-1/4 to 1-7/8 | 2-1/2" | 1094W03WHT | ----- | 13.8/-- |
| White | White Plastic | Lock | 1/2 to 3 | 2-1/2" | 1094W04WHT | ----- | 14.9/-- |
| White | White Plastic | Lock | 1-1/4 to 2 | 2-1/2" | 1094W05WHT | ----- | 14.9/-- |
| White | White Plastic | Latch | 3/4 to 2-3/8 | 2-1/2" | 1095W01WHT | ----- | 12.5/-- |
| White | White Plastic | Latch | 1-1/4 to 1-7/8 | 2-1/2" | 1095W03WHT | ----- | 13.0/-- |
| White | White Plastic | Latch | 1/2 to 3 | 2-1/2" | 1095W04WHT | ----- | 12.0/-- |
| White | White Plastic | Latch | 1-1/4 to 2 | 2-1/2" | 1095W05WHT | ----- | 12.0/-- |

SPARE PARTS ORDERING INFORMATION

Offset Cam Bar: 109100199A Straight Cam Bar: 109100399A
 Extra Long Offset Cam Bar: 109100499A Extra Long Straight Cam Bar: 109100599A

FIGS. 1091, 1092, 1094 & 1095 LOCK & LATCHES MOUNTING OPTIONS



Includes gasket to seal against fiberglass deck.



Surface Mount



Includes special nut for mounting to underneath of the deck or a hatch.



Flush Mount



Includes special ring to keep material tucked under flange



Upholstery Mount



Includes special nubs to hold tight against carpet



Carpet Mount

Cabinet Hardware, Hinges, Locks & Latches

FLUSH LOCKS & LATCHES

FIGS. 0931 & 1031 - FLUSH LOCKS WITH 2 KEYS
 FIGS. 0932 & 1032 - FLUSH LATCHES (NON-LOCKING)

CONSTRUCTION:

- ★ BLACK OR WHITE PLASTIC
- ★ CHROME PLATED ZINC ALLOY
- ★ STAINLESS STEEL STEM AND LOCK NUT

FIGS. 0931/0932

- No. 1 with Offset Cam Bar and Flexible Plastic Strike
- No. 2 with Offset Adjustable Cam Bar
- No. 3 with Straight Cam Bar and Flexible Plastic Strike

Detents Indicate Open or Closed Position. Easily Installs in a 2 Inch Diameter Hole. For Door Thickness 1/4 to 1-1/8 Inches

FIGS. 1031/1032

- ★ LARGE HANDLE ALLOWS TWO FINGER GRIP
- Flush Mounts in a 2-3/8 x 2-3/8 Inch Hole
- Surface Mounts in a 1-5/8 Inch Diameter Hole
- With Plastic Spacer Included
- For Door Thickness 1/8 to 3/4 Inches

FLEXIBLE
 PLASTIC
 STRIKE



ORDERING INFORMATION

| Finish | Type | Adjustment Cam Bar Inches | Dimensions Face Plate Inches | Dealer Pkg. 5 Cards 1 Pc. per Card | OEM Bulk Pkg. 25 Pcs. | Ship Wt. Carton Lbs. DP/OEM Bulk |
|--------|-------|---------------------------|------------------------------|------------------------------------|-----------------------|----------------------------------|
| Black | Lock | 3/8 to 3 | 2-1/2 x 2-1/2 | 0931DP1BLK | 0931001BLK | 3.2/12.6 |
| Black | Lock | 3/8 to 3 | 2-1/2 x 2-1/2 | 0931DP2BLK | 0931002BLK | 3.2/12.7 |
| Black | Lock | 1-1/16 to 2-9/16 | 2-1/2 x 2-1/2 | 0931DP3BLK | 0931003BLK | 3.4/11.0 |
| Black | Latch | 3/8 to 3 | 2-1/2 x 2-1/2 | 0932DP1BLK | 0932001BLK | 2.9/11.2 |
| Black | Latch | 3/8 to 3 | 2-1/2 x 2-1/2 | 0932DP2BLK | 0932002BLK | 2.9/11.1 |
| Black | Latch | 1-1/16 to 2-9/16 | 2-1/2 x 2-1/2 | 0932DP3BLK | 0932003BLK | 3.1/11.8 |
| White | Lock | 3/8 to 3 | 2-1/2 x 2-1/2 | 0931DP1WHT | 0931001WHT | 3.2/12.8 |
| White | Lock | 3/8 to 3 | 2-1/2 x 2-1/2 | 0931DP2WHT | 0931002WHT | 3.2/12.7 |
| White | Lock | 1-1/16 to 2-9/16 | 2-1/2 x 2-1/2 | 0931DP3WHT | 0931003WHT | 3.4/13.6 |
| White | Latch | 3/8 to 3 | 2-1/2 x 2-1/2 | 0932DP1WHT | 0932001WHT | 3.0/11.0 |
| White | Latch | 3/8 to 3 | 2-1/2 x 2-1/2 | 0932DP2WHT | 0932002WHT | 2.8/11.2 |
| White | Latch | 1-1/16 to 2-9/16 | 2-1/2 x 2-1/2 | 0932DP3WHT | 0932003WHT | 3.1/11.9 |
| Black | Lock | 1/2 to 3 | 3-1/8 x 3-1/8 | 1031DP1BLK | 1031001BLK | 4.4/16.5 |
| Black | Latch | 1/2 to 3 | 3-1/8 x 3-1/8 | 1032DP1BLK | 1032001BLK | 3.9/15.4 |
| White | Lock | 1/2 to 3 | 3-1/8 x 3-1/8 | 1031DP1WHT | 1031001WHT | 4.4/16.5 |
| White | Latch | 1/2 to 3 | 3-1/8 x 3-1/8 | 1032DP1WHT | 1032001WHT | 3.9/15.4 |

SPARE PARTS ORDERING INFORMATION

Offset Cam Bar: 093100199A
 Offset Adjustable Cam Bar: 093100299A
 Straight Cam Bar: 093100399A
 Flexible Plastic Strike: 093100099B
 Offset Cam Bar For 1031/1032: 103100499A

FIG. 1089 - LOCK & LATCH COVER

CONSTRUCTION OPTIONS:

- ★ BLACK OR WHITE FIBER REINFORCED PLASTIC. HINGED, WATER RESISTANT
- No. 1 - FITS FIGS. 0931/0932, No. 3 - FITS FIGS. 1031/1032

ORDERING INFORMATION

| Finish | Fits Fig. No. | Overall Dimensions | Dealer Pkg. - 5 Cards 1 Pc. per Card | OEM Bulk Pkg. 25 Pcs. | Ship Wt. Carton Lbs. DP/OEM Bulk |
|--------|---------------|--------------------|--------------------------------------|-----------------------|----------------------------------|
| Black | 0931/0932 | 2-3/4 x 3-1/4 | 1089DP1BLK | 1089001BLK | 0.7/2.6 |
| White | 0931/0932 | 2-3/4 x 3-1/4 | 1089DP1WHT | 1089001WHT | 0.7/2.6 |
| Black | 1031/1032 | 3-1/4 x 3-3/4 | 1089DP3BLK | 1089003BLK | 0.9/3.4 |
| White | 1031/1032 | 3-1/4 x 3-3/4 | 1089DP3WHT | 1089003WHT | 0.9/3.4 |



FIG. 1089

FLUSH LOCKS & LATCHES

FIGS. 1071 & 1072 - FLUSH LOCK & LATCH
FOR CARPETED SURFACES

FIGS. 1081 & 1082 - FLUSH LOCK & LATCH
FOR SMOOTH OR CARPETED SURFACES
(GASKET INCLUDED FOR SMOOTH SURFACE APPLICATIONS)

CONSTRUCTION:

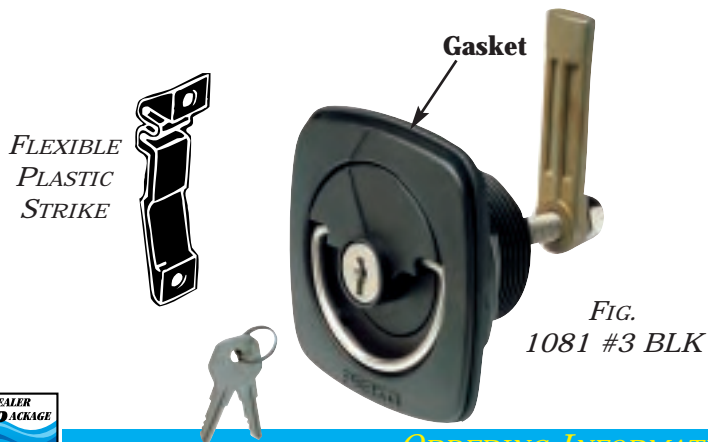
- ★ BLACK OR WHITE PLASTIC
- ★ STAINLESS STEEL "D" RING HANDLE
- ★ STEM AND LOCK NUT
- ★ TWO O-RINGS FOR INCREASED WATER RESISTANCE
- ★ POSITION INDICATOR SHOWS OPEN OR CLOSED POSITION

FIG. 1071 - LOCK WITH 2 KEYS
FIG. 1072 - LATCH (NON-LOCKING)

FIG. 1081 - LOCK WITH 2 KEYS
FIG. 1082 - LATCH (NON-LOCKING)

- No. 1 with Offset Cam Bar and Flexible Plastic Strike
- No. 2 with Offset Adjustable Cam Bar
- No. 3 with Straight Cam Bar and Flexible Plastic Strike

Easily Installs in a 2-3/8 Inch Diameter Hole
For Mounting Surfaces 3/8 to 7/8 Inches Thick



ORDERING INFORMATION

| Finish | Type | Adjustment Cam Bar Inches | Dimensions Face Plate Inches | Figs. 1071/1072 OEM Bulk Pkg. 25 Pcs. | Figs. 1081/1082 Dealer Pkg. - 5 Cards 1 Pc. per Card | Figs. 1081/1082 OEM Bulk Pkg. 25 Pcs. | Ship Wt. Carton Lbs. DP/OEM Bulk |
|--------|-------|---------------------------------|------------------------------------|---|--|---|--|
| Black | Lock | 3/8 to 3 | 2-7/8 x 2-7/8 | 1071001BLK | 1081DP1BLK | 1081001BLK | 3.4/12.4 |
| Black | Lock | 3/8 to 3 | 2-7/8 x 2-7/8 | 1071002BLK | 1081DP2BLK | 1081002BLK | 3.3/11.3 |
| Black | Lock | 1-1/16 to 2-9/16 | 2-7/8 x 2-7/8 | 1071003BLK | 1081DP3BLK | 1081003BLK | 3.5/12.7 |
| Black | Latch | 3/8 to 3 | 2-7/8 x 2-7/8 | 1072001BLK | 1082DP1BLK | 1082001BLK | 3.1/11.1 |
| Black | Latch | 3/8 to 3 | 2-7/8 x 2-7/8 | 1072002BLK | 1082DP2BLK | 1082002BLK | 3.0/11.0 |
| Black | Latch | 1-1/16 to 2-9/16 | 2-7/8 x 2-7/8 | 1072003BLK | 1082DP3BLK | 1082003BLK | 3.2/12.2 |
| White | Lock | 3/8 to 3 | 2-7/8 x 2-7/8 | 1071001WHT | 1081DP1WHT | 1081001WHT | 3.4/12.4 |
| White | Lock | 3/8 to 3 | 2-7/8 x 2-7/8 | 1071002WHT | 1081DP2WHT | 1081002WHT | 3.3/11.3 |
| White | Lock | 1-1/16 to 2-9/16 | 2-7/8 x 2-7/8 | 1071003WHT | 1081DP3WHT | 1081003WHT | 3.5/12.7 |
| White | Latch | 3/8 to 3 | 2-7/8 x 2-7/8 | 1072001WHT | 1082DP1WHT | 1082001WHT | 3.0/11.1 |
| White | Latch | 3/8 to 3 | 2-7/8 x 2-7/8 | 1072002WHT | 1082DP2WHT | 1082002WHT | 2.9/11.0 |
| White | Latch | 1-1/16 to 2-9/16 | 2-7/8 x 2-7/8 | 1072003WHT | 1082DP3WHT | 1082003WHT | 3.2/12.2 |

SPARE PARTS ORDERING INFORMATION

Offset Cam Bar: 093100199A Offset Adjustable Cam Bar: 093100299A
Spare Straight Cam Bar.: 093100399A Flexible Plastic Strike: 093100099B

Cabinet Hardware, Hinges, Locks & Latches

SELF ADJUSTING SLAM LATCH

FIG. 0675 - SELF ADJUSTING SLAM LATCH

CONSTRUCTION OPTIONS:

★ BLACK OR WHITE PLASTIC

KEY FEATURES

2 SPECIAL "UNIQUE TO PERKO" FEATURES

- 1) Unique "PERKO Leak Proof" Slide Action Design Keeps Inside of Hatches Dry
- 2) Self-Adjusting, Ratcheting Cam Bar/Strike Permits Installations with Slight Misalignment of Components

ADDITIONAL FEATURES

- Similar in look to Popular PERKO Fig. 1091 Series
- For Mounting Surfaces 1/8" to 3/4" Thick
- Installs in a 2" Diameter Hole
- Simple One Nut Installation
- Dealer Package includes 2 strikes to accommodate a variety of mounting configurations

New Self-Adjusting,
Ratcheting
Slide Action Design



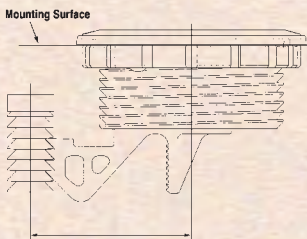
STRIKE 2

STRIKE 1



FIG. 0675

MOUNTING ILLUSTRATION




ORDERING INFORMATION

| Adjustment Cam Bar Inches | Dimensions Face Plate Inches | Dealer Pkg. 5 Cards 1 Pc. per Card | OEM Bulk Pkg. 25 Pcs. | Ship Wt. Carton Lbs. DP/OEM Bulk |
|---------------------------------|------------------------------------|--|-----------------------------|--|
| 1/8 to 3/4 | 2-3/8" Dia. | 0675DPBBLK | 0675B00BLK | 1.2/4.2 |
| 1/8 to 3/4 | 2-3/8" Dia. | 0675DPWWHT | 0675W00WHT | 1.2/4.2 |

Patent Pending

LOCK & LATCH SET CAM BAR SELECTION GUIDE

IMPROVED LOCK & LATCH SET ADJUSTABILITY




OLD STYLE THREADED SHAFT

The threaded shaft limited the cam bar adjustment to one rotation of the thread pattern

The threaded shaft of the 1091/92 and 1094/95 Series Locks & Latches have been redesigned to allow for greater flexibility of adjustment and ease of installation.

A new square shaft allows for depth adjustment by simply sliding the cam bar to the desired position and tightening a set screw.

These new square shaft cam bars will fit old style threaded shaft locks and latches.



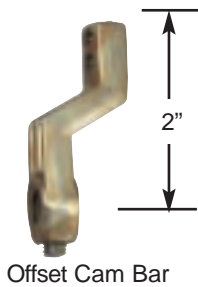
NEW STYLE SQUARE SHAFT FOR 1091/92 & 1094/95 SERIES LOCKS & LATCHES

The square shaft allows for finer adjustment tolerances of the cam bar

Cam Bars for 0931/0932, 1071/1072 and 1081/1082 Series Lock & Latch Sets with 5/16" Shafts

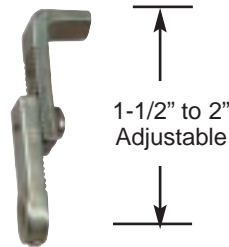
5/16" THREADED SHAFT CAM BARS

#1 Style Cam Bar*




Offset Cam Bar

#2 Style Cam Bar*



Offset Adjustable Cam Bar

#3 Style Cam Bar*

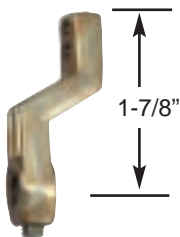


Straight Cam Bar

Cam Bars for 1091/92, 1094/95 and 1031/1032 Series Lock & Latch Sets with 3/8" Shafts


3/8" SQUARE SHAFT CAM BARS

#1 Style **




Offset Cam Bar For 1091/1092

#3 Style **



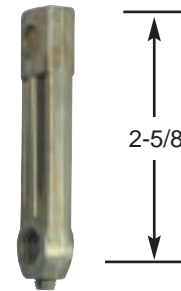
Straight Cam Bar For 1091/1092

#4 Style **



#4 Extra Long Offset Cam Bar as used on 1091/1092


#5 Style **



#5 Extra Long Straight Cam Bar as used on 1091/1092

3/8" THREADED SHAFT CAM BARS

#4 Style **



#4 Extra Long Offset Cam Bar as used on 1031/1032

* Measurements are from the center of the lock set to the top of the cam bar shaft end.
 **Note: 1091/1092 series have offset center shafts, add 5/8" for Dimension from center.

Cabinet Hardware, Hinges, Locks & Latches

FLUSH HATCH DOG, LOCK & LATCH

FIG. 0777 - FLUSH HATCH DOG



FIG. 0777
SHOWN WITH
#0 CAM BAR

CONSTRUCTION:

- ★ CHROME PLATED BRASS
- ★ STAINLESS STEEL LOCK NUTS
- ★ FLUSH STRIKE
- ★ O-RING SEALS FOR WATER RESISTANCE
- ★ DOES NOT RATTLE WHEN "DOGGED" DOWN

For Securely "Dogging" (Fastening) Deck Hatches

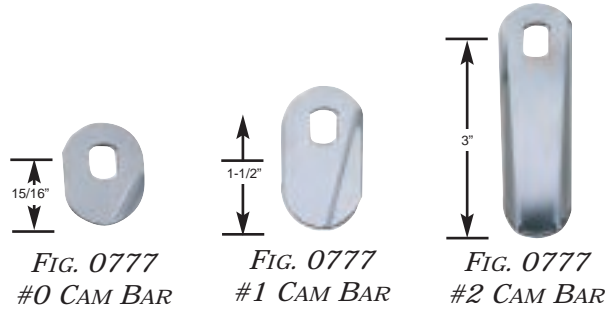


FIG. 0777
#0 CAM BAR

FIG. 0777
#1 CAM BAR

FIG. 0777
#2 CAM BAR

ORDERING INFORMATION

| Cam Bar Length Inches | Max. Hatch Thickness Inches | Adjustment Cam Bar Inches | Dimensions Face Plate Inches | Standard Pkg. - 1 Pc. OEM Pkg. - 5 Pcs. | Screw Size | Ship Wt. Carton Lbs. Std. Pkg. |
|-----------------------|-----------------------------|---------------------------|------------------------------|---|------------|--------------------------------|
| 15/16 | 2 | 1-1/4 to 2 | 3-13/16 x 3 | 0777000CHR | 8 | 1.2 |
| 1-1/2 | 2 | 1-1/4 to 2 | 3-13/16 x 3 | 0777001CHR | 8 | 1.2 |
| 3 | 2 | 1-1/4 to 2 | 3-13/16 x 3 | 0777002CHR | 8 | 1.3 |

SPARE PARTS ORDERING INFORMATION

- Cam Bar for Size #0: 077700099A
- Cam Bar for Size #1: 077700199A
- Cam Bar for Size #2: 077700299A

FIG. 0921
SHOWN



FIGS. 0921 & 0922 - FLUSH LOCK & LATCH

CONSTRUCTION:

- ★ CHROME PLATED ZINC ALLOY

FIG. 0921 - LOCK WITH 2 KEYS

FIG. 0922 - NON-LOCKING LATCH

**Easily Installs in a 1-5/8 Inch Diameter Hole
For Door Thickness 1/2 to 3/4 Inches**

ORDERING INFORMATION



| Type | Dimensions Face Plate Inches | Dealer Pkg. - 5 Cards 1 Pc. per Card | OEM Bulk Pkg. 25 Pcs. | Ship Wt. Carton Lbs. DP/OEM Bulk |
|-------|------------------------------|--------------------------------------|-----------------------|----------------------------------|
| Lock | 2-1/4 x 2 | 0921DP0CHR | 0921000CHR | 2.8/12.4 |
| Latch | 2-1/4 x 2 | 0922DP0CHR | 0922000CHR | 2.5/11.1 |

Chrome Cam Bar: 0980A

Note: Chrome and Plastic Cam Bars are not interchangeable.

Cabinet Hardware, Hinges, Locks & Latches

LOCK & LATCH SETS

FIGS. 0991 & 0992 - FLUSH LATCH SETS

CONSTRUCTION:

- * CHROME PLATED ZINC ALLOY
- * SLIDING LOCK BUTTON

For Door Thickness 1/2 or 3/4 Inches

FIG. 0991 - REGULAR BEVEL WITH FLUSH STRIKE

FIG. 0992 - REVERSE BEVEL WITH FLUSH STRIKE



FIGS. 0991 & 0992
VERSION #1



FIG. 0991 #1
WITH LEVER
HANDLE
SHOWN ASSEMBLED





FIG. 0991 #0
WITH KNOB HANDLE
SHOWN ASSEMBLED



FIGS. 0991 & 0992
VERSION #0



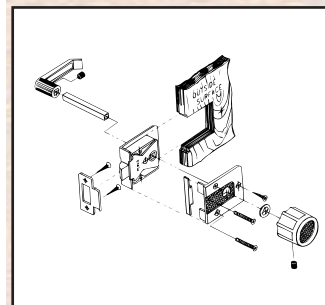
ORDERING INFORMATION

| Handle Type | Bevel Type | Dimensions Case Inches | Dimensions Escutcheon Inches | Dealer Pkg. 5 Sets 1 Set per Pkg. | OEM Bulk Pkg. 10 Sets | Ship Wt. Carton Lbs. DP/OEM Bulk |
|-------------|------------|------------------------|------------------------------|--------------------------------------|-----------------------|----------------------------------|
| Knob | Regular | 1-5/8 x 1-5/8 | 2 x 2-1/4 | 0991DP0CHR | 0991000CHR | 5.1/9.5 |
| Knob | Reverse | 1-5/8 x 1-5/8 | 2 x 2-1/4 | 0992DP0CHR | 0992000CHR | 5.1/9.5 |
| Lever | Regular | 1-5/8 x 1-5/8 | 2 x 2-1/4 | 0991DP1CHR* | 0991001CHR* | 5.1/9.5 |
| Lever | Reverse | 1-5/8 x 1-5/8 | 2 x 2-1/4 | 0992DP1CHR* | 0992001CHR* | 5.1/9.5 |

Screw Size #6
* New Item

SPARE PARTS ORDERING INFORMATION

- Flush Strike: 0912DP0CHR.
- Regular Bevel with Cam: 0984000CHR
- Reverse Bevel with Cam: 0920DP0CHR
- Knob and Handle for Version #0: 0995000CHR
- Handle Set for Version #1: 0995001CHR



EXPLODED
VIEW SHOWS
FIG. 0992

Cabinet Hardware, Hinges, Locks & Latches

LOCK & LATCH SETS

FIGS. 0710, 0711, 0712 - LATCH SETS

FIGS. 0730 & 0731 - LOCK SETS

*PRIVACY LOCKS & LATCHES FOR INTERIOR CABINS
AND HEAD ENCLOSURES*

Locks by Turn Button from Inside

CONSTRUCTION:

- ★ CHROME PLATED ZINC ALLOY
- ★ DECORATIVE GOLD TONE PVD (FIG. 0710 GOLD)
(PHYSICAL VAPOR DEPOSITION)
- ★ TWO TONE ESCUTCHEON PLATES (FIG. 0710 CHROME)
- ★ BRASS & PLASTIC
- ★ NEW CONTEMPORARY STYLING
- ★ OVERALL HEIGHT - 5-1/4 INCHES
- ★ SAFETY UNLOCK FROM OUTSIDE
- ★ INTERIOR LOCK MECHANISM

FIG. 0710 - MORTISE LATCH SET

CHROME PLATED OR GOLD

For Door Thickness 3/4 to 1-1/2 Inches

Left Inward/Right Outward are Interchangeable

Right Inward/Left Outward are Interchangeable

FIG. 0711 - FLUSH LATCH SET

For Door Thickness 1/2 to 3/4 Inches

FIG. 0712 - MORTISE LATCH SET

For Door Thickness 3/4 to 1-1/2 Inches

Left Inward/Right Outward are Interchangeable

Right Inward/Left Outward are Interchangeable

FIG. 0730 - MORTISE LOCK SET

For Door Thickness 3/4 to 1-1/2 Inches

Left Inward/Right Outward are Interchangeable

Right Inward/Left Outward are Interchangeable

FIG. 0731 - FLUSH LOCK SET

For Door Thickness 1/2 to 3/4 Inches



FIG. 0710
CHROME
MORTISE LATCH



FIG. 0710
GOLD TONE PVD
MORTISE LATCH



FIG. 0712
MORTISE LATCH



FIG. 0730
MORTISE LOCK

FIG. 0711
FLUSH LATCH



FIG. 0731
FLUSH LOCK

Cabinet Hardware, Hinges, Locks & Latches

LOCK & LATCH SETS

ORDERING INFORMATION


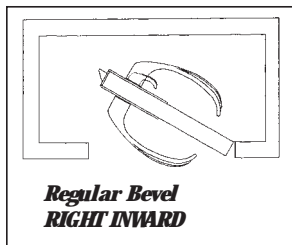

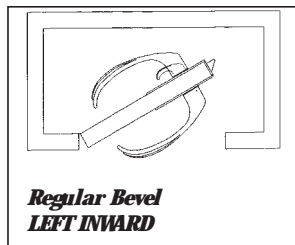
| Type | For Door Thickness Inches | Chrome/Brass Standard Pkg. 1 Set | Gold Tone PVD Standard Pkg. 1 Set | Type Of Lock/Latch | Ship Wt. Carton Lbs. Standard Pkg. |
|---------------|---------------------------|----------------------------------|-----------------------------------|----------------------|------------------------------------|
| Mortise Latch | 3/4 to 1 | 0710001LIC | 0710G01LIC | Left In or Right Out | 1.5 |
| Mortise Latch | 3/4 to 1 | 0710001RIC | 0710G01RIC | Right In or Left Out | 1.5 |
| Mortise Latch | 1 to 1-1/4 | 0710002LIC | 0710G02LIC | Left In or Right Out | 1.5 |
| Mortise Latch | 1 to 1-1/4 | 0710002RIC | 0710G02RIC | Right In or Left Out | 1.5 |
| Mortise Latch | 1-1/4 to 1-1/2 | 0710003LIC | 0710G03LIC | Left In or Right Out | 1.5 |
| Mortise Latch | 1-1/4 to 1-1/2 | 0710003RIC | 0710G03RIC | Right In or Left Out | 1.5 |
| Mortise Lock | 3/4 to 1 | 0730001LIC* | ----- | Left In or Right Out | 1.7 |
| Mortise Lock | 3/4 to 1 | 0730001RIC* | ----- | Right In or Left Out | 1.7 |
| Mortise Lock | 1 to 1-1/4 | 0730002LIC* | ----- | Left In or Right Out | 1.7 |
| Mortise Lock | 1 to 1-1/4 | 0730002RIC* | ----- | Right In or Left Out | 1.7 |
| Mortise Lock | 1-1/4 to 1-1/2 | 0730003LIC* | ----- | Left In or Right Out | 1.7 |
| Mortise Lock | 1-1/4 to 1-1/2 | 0730003RIC* | ----- | Right In or Left Out | 1.7 |
| Flush Latch | 1/2 | 0711001LIC | ----- | Left Inward | 1.5 |
| Flush Latch | 1/2 | 0711001LOC | ----- | Left Outward | 1.5 |
| Flush Latch | 1/2 | 0711001RIC | ----- | Right Inward | 1.5 |
| Flush Latch | 1/2 | 0711001ROC | ----- | Right Outward | 1.5 |
| Flush Latch | 5/8 | 0711002LIC | ----- | Left Inward | 1.5 |
| Flush Latch | 5/8 | 0711002LOC | ----- | Left Outward | 1.5 |
| Flush Latch | 5/8 | 0711002RIC | ----- | Right Inward | 1.5 |
| Flush Latch | 5/8 | 0711002ROC | ----- | Right Outward | 1.5 |
| Flush Latch | 3/4 | 0711003LIC | ----- | Left Inward | 1.5 |
| Flush Latch | 3/4 | 0711003LOC | ----- | Left Outward | 1.5 |
| Flush Latch | 3/4 | 0711003RIC | ----- | Right Inward | 1.5 |
| Flush Latch | 3/4 | 0711003ROC | ----- | Right Outward | 1.5 |
| Flush Lock | 1/2 | 0731001LIC | ----- | Left Inward | 1.6 |
| Flush Lock | 1/2 | 0731001LOC | ----- | Left Outward | 1.6 |
| Flush Lock | 1/2 | 0731001RIC | ----- | Right Inward | 1.6 |
| Flush Lock | 1/2 | 0731001ROC | ----- | Right Outward | 1.6 |
| Flush Lock | 5/8 | 0731002LIC | ----- | Left Inward | 1.6 |
| Flush Lock | 5/8 | 0731002LOC | ----- | Left Outward | 1.6 |
| Flush Lock | 5/8 | 0731002RIC | ----- | Right Inward | 1.6 |
| Flush Lock | 5/8 | 0731002ROC | ----- | Right Outward | 1.6 |
| Flush Lock | 3/4 | 0731003LIC | ----- | Left Inward | 1.6 |
| Flush Lock | 3/4 | 0731003LOC | ----- | Left Outward | 1.6 |
| Flush Lock | 3/4 | 0731003RIC | ----- | Right Inward | 1.6 |
| Flush Lock | 3/4 | 0731003ROC | ----- | Right Outward | 1.6 |
| Mortise Latch | 3/4 to 1 | 0712001LIC | ----- | Left In or Right Out | 1.5 |
| Mortise Latch | 3/4 to 1 | 0712001RIC | ----- | Right In or Left Out | 1.5 |
| Mortise Latch | 1 to 1-1/4 | 0712002LIC | ----- | Left In or Right Out | 1.5 |
| Mortise Latch | 1 to 1-1/4 | 0712002RIC | ----- | Right In or Left Out | 1.5 |
| Mortise Latch | 1-1/4 to 1-1/2 | 0712003LIC | ----- | Left In or Right Out | 1.5 |
| Mortise Latch | 1-1/4 to 1-1/2 | 0712003RIC | ----- | Right In or Left Out | 1.5 |

* Specify door thickness size when ordering.

DETERMINING THE HAND OF THE LATCH SET.

WHEN STANDING OUTSIDE


IF THE DOOR OPENS AWAY FROM YOU, THEN YOU NEED A LOCK OR LATCH WITH A REGULAR BEVEL.
IF THE DOOR OPENS TOWARD YOU, THEN YOU NEED A LOCK OR LATCH WITH A REVERSE BEVEL.



NOTE: The privacy latch handle should always be mounted on the door's interior side

LOCK & LATCH SETS

FIGS. 1239 & 1240 - FLUSH CUP RIM LATCH SETS



FIGS. 1239 & 1240

CONSTRUCTION:

- ★ CHROME PLATED ZINC ALLOY
- ★ SLIDING LOCK BUTTON

FIG. 1239 - REGULAR BEVEL WITH BOX STRIKE
 FIG. 1240 - REVERSE BEVEL WITH FLUSH STRIKE

Supplied with Black Plastic Spacer For Surface Mounting
 For Door Thickness 5/8 to 1 Inch.



ORDERING INFORMATION

| Bevel Type | Dimensions Case Inches | O.D. Cup Inches | Dealer Pkg. 5 Sets 1 Set per Pkg. | OEM Bulk Pkg. 10 Sets | Ship Wt. Carton Lbs. DP/OEM Bulk |
|------------|------------------------|-----------------|-----------------------------------|-----------------------|----------------------------------|
| Regular | 2 x 2-1/4 | 2-1/4 | 1239DP0CHR | 1239000CHR | 4.6/8.7 |
| Reverse | 2 x 2-1/4 | 2-1/4 | 1240DP0CHR | 1240000CHR | 4.4/8.2 |

SPARE PARTS ORDERING INFORMATION

Case and Cup Both, Screw Size #8
 Regular Bevel w/Cam: 0984000CHR
 Reverse Bevel w/Cam: 0920DP0CHR
 Box Strike: 0977000CHR
 Flush Strike: 0912DP0CHR




FIG. 1239
 SHOWN ASSEMBLED

FIGS. 0929 & 1029 - RIM LATCH SETS FIGS. 0968 & 1068 - RIM LATCH SETS

CONSTRUCTION:

- ★ CHROME PLATED ZINC ALLOY
- ★ SLIDING LOCK BUTTON

For Door Thickness 1/2 to 1 Inch.

FIG. 0929 - REGULAR BEVEL WITH BOX STRIKE
 FIG. 1029 - REVERSE BEVEL WITH BOX STRIKE
 FIG. 0968 - REGULAR BEVEL WITH FLUSH STRIKE
 FIG. 1068 - REVERSE BEVEL WITH FLUSH STRIKE



FIG. 0929
 SHOWN ASSEMBLED




FIG. 0968
 SHOWN ASSEMBLED

FIGS. 0968 1068
 FIGS. 0929 1029



ORDERING INFORMATION

| Strike Type | Bevel Types | Dimensions Case Inches | Dimensions Escutcheon Inches | Dealer Pkg. 5 Sets 1 Set per Card | OEM Bulk Pkg. 10 Sets | Ship Wt. Carton Lbs. DP/OEM Bulk |
|-------------|-------------|------------------------|------------------------------|-----------------------------------|-----------------------|----------------------------------|
| Box | Regular | 2 x 2-1/4 | 2 x 2-1/4 | 0929DP0CHR | 0929000CHR | 5.7/10.7 |
| Box | Reverse | 2 x 2-1/4 | 2 x 2-1/4 | 1029DP0CHR | 1029000CHR | 5.7/10.7 |
| Flush | Regular | 2 x 2-1/4 | 2 x 2-1/4 | 0968DP0CHR | 0968000CHR | 5.5/10.3 |
| Flush | Reverse | 2 x 2-1/4 | 2 x 2-1/4 | 1068DP0CHR | 1068000CHR | 5.5/10.3 |

Screw Size #6

SPARE PARTS ORDERING INFORMATION

Flush Strike: 0912DP0CHR
 Box Strike: 0977000CHR
 Regular Bevel with Cam: 0984000CHR
 Reverse Bevel with Cam: 0920DP0CHR
 Knob and Handle Assembly: 0995000CHR


LOCK & LATCH SETS

FIGS. 0928 & 1028 - RIM LATCH SETS

CONSTRUCTION:

- ★ CHROME PLATED ZINC ALLOY
- ★ SLIDING LOCK BUTTON

For Door Thickness 5/8 to 1-3/8 Inches



FIGS. 0928 & 1028

FIG. 0928 - REGULAR BEVEL WITH BOX STRIKE

FIG. 1028 - REVERSE BEVEL WITH BOX STRIKE



FIG. 0928
SHOWN
ASSEMBLED



ORDERING INFORMATION

| Bevel Type | Dimensions Case Inches | Dimensions Escutcheon Inches | Dealer Pkg. 5 Sets 1 Set per Card | OEM Bulk Pkg. 10 Sets | Screw Size | Ship Wt. Carton Lbs. DP/OEM Bulk |
|------------|------------------------|------------------------------|-----------------------------------|-----------------------|------------|----------------------------------|
| Regular | 2-1/8 x 1-3/4 | 4-3/8 x 1-1/4 | 0928DP0CHR | 0928000CHR | 6 | 4.5/8.1 |
| Reverse | 2-1/8 x 1-3/4 | 4-3/8 x 1-1/4 | 1028DP0CHR | 1028000CHR | 6 | 4.5/8.1 |

SPARE PARTS ORDERING INFORMATION

Box Strike: 0976000CHR Regular Bevel with Cam: 0984000CHR
 Knob and Handle Assembly: 0962000CHR Reverse Bevel with Cam: 0920DP0CHR

FIGS. 0930 & 1030 - RIM LATCH SETS

CONSTRUCTION:

- ★ CHROME PLATED ZINC ALLOY
- ★ SLIDING LOCK BUTTON

For Door Thickness 5/8 to 1-3/8 Inches



FIGS. 0930 & 1030

FIG. 0930 - REVERSE BEVEL WITH FLUSH STRIKE

FIG. 1030 - REGULAR BEVEL WITH FLUSH STRIKE



FIG. 0930
SHOWN
ASSEMBLED



ORDERING INFORMATION

| Bevel Type | Dimensions Case Inches | Dimensions Escutcheon Inches | Dealer Pkg. 5 Sets 1 Set per Card | OEM Bulk Pkg. 10 Sets | Screw Size | Ship Wt. Carton Lbs. DP/OEM Bulk |
|------------|------------------------|------------------------------|-----------------------------------|-----------------------|------------|----------------------------------|
| Reverse | 2-1/8 x 1-3/4 | 4-3/8 x 1-1/4 | 0930DP0CHR | 0930000CHR | 6 | 4.3/7.7 |
| Regular | 2-1/8 x 1-3/4 | 4-3/8 x 1-1/4 | 1030DP0CHR | 1030000CHR | 6 | 4.3/7.7 |

SPARE PARTS ORDERING INFORMATION

Flush Strike: 0912DP0CHR Regular Bevel with Cam: 0984000CHR
 Knob and Handle Assembly: 0962000CHR Reverse Bevel with Cam: 0920DP0CHR

Cabinet Hardware, Hinges, Locks & Latches

LOCK & LATCH SETS

FIGS. 0918 & 0919 - RIM LOCK SETS

CONSTRUCTION:

★ CHROME PLATED ZINC ALLOY

For Door Thickness 5/8 to 1-3/8 Inches

FIG. 0918 - REGULAR BEVEL WITH BOX STRIKE

FIG. 0919 - REVERSE BEVEL WITH FLUSH STRIKE

Locks by Turn Button from Inside or Key from Outside



FIG. 0918
SHOWN
ASSEMBLED




FIG. 0918
FIG. 0919



ORDERING INFORMATION

| Door Bevel/Strike Type | Dimensions Case Inches | Dimensions Escutcheon Inches | Dealer Pkg. 5 Sets 1 Set per Card | OEM Bulk Pkg. 10 Sets | Screw Size | Ship Wt. Carton Lbs. DP/OEM Bulk |
|------------------------|------------------------|------------------------------|-----------------------------------|-----------------------|------------|----------------------------------|
| Regular w/Box | 3-7/8 x 2 | 4-3/8 x 1-1/4 | 0918DP0CHR | 0918000CHR | 6 | 7.1/12.2 |
| Reverse w/Flush | 3-7/8 x 2 | 4-3/8 x 1-1/4 | 0919DP0CHR | 0919000CHR | 6 | 6.8/12.3 |

SPARE PARTS ORDERING INFORMATION

Box Strike: 091800099A
 Flush Strike: 0913DP0CHR
 Knob and Handle Assembly: 0962000CHR
 Regular Bevel with Cam: 0984000CHR
 Reverse Bevel with Cam: 0920DP0CHR
 Escutcheon Plate with Keys: 0953000CHR

FIGS. 1279 & 1280 - FLUSH CUP RIM LATCH SETS

CONSTRUCTION:

★ CHROME PLATED ZINC ALLOY

★ SLIDING LOCK BUTTON

For Door Thickness 3/4 to 1-1/8 Inches

FIG. 1279 - REGULAR BEVEL WITH BOX STRIKE

FIG. 1280 - REVERSE BEVEL WITH FLUSH STRIKE

Supplied with Black Plastic Spacer for Surface Mounting



FIG. 1279
SHOWN
ASSEMBLED



FIG. 1279
FIG. 1280



ORDERING INFORMATION

| Bevel/Strike Type | Dimensions Case Inches | O.D. Cup Inches | Dealer Pkg. 5 Sets 1 Set per Card | OEM Bulk Pkg. 10 Sets | Ship Wt. Carton Lbs. DP/OEM Bulk |
|-------------------|------------------------|-----------------|-----------------------------------|-----------------------|----------------------------------|
| Regular w/Box | 2-1/8 x 1-3/4 | 2 x 2-1/4 | 1279DP0CHR | 1279000CHR | 4.1/7.2 |
| Reverse w/Flush | 2-1/8 x 1-3/4 | 2 x 2-1/4 | 1280DP0CHR | 1280000CHR | 4.0/6.9 |

Case Screw Size #6

Cup Screw Size #8

SPARE PARTS ORDERING INFORMATION

Box Strike: 0976000CHR
 Flush Strike: 0912DP0CHR
 Regular Bevel with Cam: 0984000CHR
 Reverse Bevel with Cam: 0920DP0CHR

LOCK & LATCH SETS

FIG. 0927 - MORTISE LOCK SET

CONSTRUCTION:

- ★ CHROME PLATED ZINC ALLOY



**Locks by Turn Button from Inside or Key from Outside
Bevel can be Reversed During Installation**



ORDERING INFORMATION

| For Door Thickness Inches | Dimensions Case Inches | Dimensions Escutcheon Inches | Dealer Pkg. 5 Sets 1 Set per Card | OEM Bulk Pkg. 10 Sets | Screw Size | Ship Wt. Carton Lbs. DP/OEM Bulk |
|---------------------------|------------------------|------------------------------|--------------------------------------|-----------------------|------------|----------------------------------|
| 1 to 1-3/8 | 2-3/4 x 2 | 4-3/8 x 1-1/4 | 0927DP0CHR | 0927000CHR | 6 | 7.0/12.8 |

SPARE PARTS ORDERING INFORMATION

Spare Flush Strike: 0913DP0CHR
Spare Knob and Handle Assy: 0962000CHR
Bevel with Cam: 0920DP0CHR
Escutcheon Plate with Keys: 092700099B




FIG. 0927
SHOWN
ASSEMBLED

FIG. 0960 - MORTISE LATCH SET

CONSTRUCTION:

- ★ CHROME PLATED ZINC ALLOY
- ★ TURN BUTTON LOCK



Bevel can be Reversed During Installation



ORDERING INFORMATION

| For Door Thickness Inches | Dimensions Case Inches | Dimensions Escutcheon Inches | Dealer Pkg. 5 Sets 1 Set per Card | OEM Bulk Pkg. 10 Sets | Screw Size | Ship Wt. Carton Lbs. DP/OEM Bulk |
|---------------------------|------------------------|------------------------------|--------------------------------------|-----------------------|------------|----------------------------------|
| 1 to 1-3/8 | 2-1/4 x 1-13/16 | 4-3/8 x 1-1/4 | 0960DP0CHR | 0960000CHR | 6 | 5.8/10.3 |

SPARE PARTS ORDERING INFORMATION

Flush Strike: 0912DP0CHR
Bevel with Cam: 096000099A
Knob and Handle Assembly: 0962000CHR




FIG. 0960
SHOWN
ASSEMBLED

FIG. 0567 - TUBULAR LATCH SET

CONSTRUCTION:

- ★ CHROME PLATED ZINC ALLOY
- ★ SLIDING LOCK BUTTON



ORDERING INFORMATION

| For Door Thickness Inches | Dimensions Escutcheon Inches | O.D. Tube Inches | Dealer Pkg. 5 Cards 1 Set per Card | OEM Bulk Pkg. 10 Sets | Screw Size | Ship Wt. Carton Lbs. DP/OEM Bulk |
|---------------------------|------------------------------|------------------|---------------------------------------|-----------------------|------------|----------------------------------|
| 1 to 1-3/8 | 4-3/8 x 1-1/4 | 3/4 | 0567DP0CHR | 0567000CHR | 6 | 4.4/8.2 |

SPARE PARTS ORDERING INFORMATION

Flush Strike: 0912DP0CHR
Knob and Handle Assembly: 0962000CHR



FIG. 0567
SHOWN
ASSEMBLED

Cabinet Hardware, Hinges, Locks & Latches

CUPBOARD BOLT, CATCH, TURN & LATCH

FIG. 1101 - CUPBOARD BOLT




Fig. 1101

- CONSTRUCTION:**
- * CHROME PLATED ZINC ALLOY
 - * BLACK PLASTIC SLIDE AND KNOB



ORDERING INFORMATION

| Dimensions Overall Inches | Dealer Pkg. 5 Cards 1 Pc. per Card | OEM Bulk Pkg. 50 Pcs. | Screw Size | Ship Wt. Carton Lbs. DP/OEM Bulk |
|---------------------------------|--|-----------------------------|---------------|--|
| 2-1/8 x 1-1/2 | 1101DP0CHR | 1101000CHR | 6 | 0.9/6.4 |

FIG. 1102 - CUPBOARD CATCH




Fig. 1102

- CONSTRUCTION:**
- * CHROME PLATED ZINC ALLOY

No. 1 SUPPLIED WITH BOX STRIKE
No. 2 SUPPLIED WITH 3/8 INCH OFFSET BOX STRIKE

SPACER INCLUDED WITH 1102DP2CHR PACKAGE
TO ALLOW FOR ADDITIONAL (3/16") OFFSET



ORDERING INFORMATION

| Strike Type | Dimensions Overall Inches | Dealer Pkg. 5 Cards 1 Pc. per Card | OEM Bulk Pkg. 50 Pcs. | Screw Size | Ship Wt. Carton Lbs. DP/OEM Bulk |
|----------------|---------------------------------|--|-----------------------------|---------------|--|
| Box | 1-1/2 x 1-7/8 | 1102DP1CHR | 1102001CHR | 6 | 1.2/9.9 |
| Offset Box | 1-1/2 x 1-7/8 | 1102DP2CHR | 1102002CHR | 6 | 1.3/10.4 |



3/16" Spacer for
use with #2 Offset
Box Strike

FIG. 0978 - CUPBOARD TURN




Fig. 0978

- CONSTRUCTION:**
- * CHROME PLATED ZINC ALLOY



ORDERING INFORMATION

| Dimensions Overall Inches | Dealer Pkg. 5 Cards 1 Pc. per Card | Screw Size | Ship Wt. Carton Lbs. Dealer Pkg. |
|---------------------------------|--|---------------|--|
| 2-1/8 x 2-1/4 | 0978DP0CHR | 6 | 2.0 |

SPARE PARTS ORDERING INFORMATION

Strike Plate: 0976000CHR Bevel with Cam: 0984000CHR

FIG. 0948 - LATCH




Fig. 0948

- CONSTRUCTION:**
- * CHROME PLATED ZINC ALLOY
 - * SLIDING LOCK BUTTON



ORDERING INFORMATION

| Dimensions Overall Inches | Dealer Pkg. 5 Cards 1 Pc. per Card | Screw Size | Ship Wt. Carton Lbs. Dealer Pkg. |
|---------------------------------|--|---------------|--|
| 2-1/8 x 2-1/4 | 0948DP0CHR | 6 | 2.0 |

SPARE PARTS ORDERING INFORMATION

Strike Plate: 0976000CHR Bevel with Cam: 0984000CHR

LATCH ASSEMBLY & ELBOW CATCHES

FIG. 0938 - PULL AND LATCH ASSEMBLY

CONSTRUCTION:

- ★ CHROME PLATED ZINC ALLOY
- ★ BLACK PLASTIC INSERT
- ★ BRASS STEM




FIG. 0938

ORDERING INFORMATION

| O.D. Knob Inches | Max. Panel Thickness Inches | Dealer Pkg. - 5 Cards 1 Pc. per Card | OEM Bulk Pkg. 50 Pcs. | Ship Wt. Carton Lbs. DP/OEM Bulk |
|------------------|-----------------------------|---|--------------------------|-------------------------------------|
| 1-1/2 | 1-1/8 | 0938DP0CHR | 0938000CHR | 1.0/5.3 |

SPARE PARTS ORDERING INFORMATION
Cam Bar, Cat. No. 093800099A

FIG. 1056 - ELBOW CATCH

CONSTRUCTION:

- ★ CHROME PLATED ZINC ALLOY
- ★ STAINLESS STEEL SPRING



FIG. 1056

ORDERING INFORMATION

| Dimensions Inches | Dealer Pkg. - 10 Cards 1 Pcs. per Card | OEM Bulk Pkg. 50 Pcs. | Screw Size | Ship Wt. Carton Lbs. DP/OEM Bulk |
|-------------------|---|--------------------------|------------|-------------------------------------|
| 1-1/8 x 9/16 | 1056DP0CHR | 1056000CHR | 6 | 1.0/3.3 |

FIG. 1021 - ELBOW CATCH

CONSTRUCTION:

- ★ BLACK PLASTIC
- ★ INTEGRAL SPRING



FIG. 1021

ORDERING INFORMATION

| Dimensions Inches | Dealer Pkg. - 25 Cards 2 Pcs. per Card | OEM Bulk Pkg. 100 Pcs. | Screw Size | Ship Wt. Carton Lbs. DP/OEM Bulk |
|-------------------|---|---------------------------|------------|-------------------------------------|
| 1-3/16 x 5/8 | 1021DP0BLK | 1021000BLK | 6 | 1.6/1.9 |



Cabinet Hardware, Hinges, Locks & Latches

Knob, "T" Handle Flush Pull & Flush Ring Catch



Fig. 0925



Fig. 0926

FIGS. 0925 & 0926 - KNOBS

CONSTRUCTION:

- ★ STAINLESS STEEL SCREW
- ★ *FIG. 0925*
CHROME PLATED BRASS
- ★ *FIG. 0926*
CHROME PLATED ZINC ALLOY
- ★ BLACK PLASTIC INSERT



ORDERING INFORMATION

| O.D. Knob Inches | Max. Panel Thickness Inches | Dealer Pkg. - 10 Cards 1 Pc. per Card | OEM Bulk Pkg. 50 Pcs. | Ship Wt. Carton Lbs. DP/OEM Bulk |
|------------------|-----------------------------|--|--------------------------|-------------------------------------|
| 1 | 1-1/8 | 0925DP0CHR | 925000CHR | 1.3/4.8 |
| 1-1/8 | 1-1/8 | 0926DP0CHR | 926000CHR | 0.7/4.0 |
| 1-1/2 | 1-1/8 | 0926DP1CHR | 926001CHR | 1.0/5.3 |

Cabinet Hardware, Hinges, Locks & Latches



Fig. 1093

SEE PAGES 198 & 199
FOR MATCHING
LOCK & LATCH SETS

FIG. 1093 - "T" HANDLE FLUSH PULL FOR SMOOTH AND CARPETED SURFACES

GASKET INCLUDED FOR SMOOTH SURFACE APPLICATIONS
TOOTHED BACK FOR CARPET SURFACE APPLICATIONS

CONSTRUCTION:

- ★ BLACK OR WHITE PLASTIC BODY
- ★ CHROME PLATED ZINC ALLOY, BLACK OR WHITE PLASTIC "T" HANDLE
- ★ STAINLESS STEEL STEM

**Easily Installs in a 2-1/2 Inch Diameter Hole
For Mounting Surfaces 1/8 to 3/4 Inches Thick**



ORDERING INFORMATION

| Color Body | Color Handle | Diameter Inches | OEM Bulk Pkg. 25 Pcs. | Ship Wt. Carton Lbs. OEM Bulk |
|------------|---------------|-----------------|--------------------------|----------------------------------|
| Black | Black Plastic | 3 | 1093000BLK | 12.0 |
| Black | Chrome Plated | 3 | 1093000CHR | 14.5 |
| White | White Plastic | 3 | 1093000WHT | 12.0 |

FIG. 1051 - FLUSH RING CATCH



Fig. 1051



CONSTRUCTION:

- ★ CHROME PLATED ZINC ALLOY
- ★ PHOSPHOR BRONZE SPRING



ORDERING INFORMATION

| Dimensions Inches | Dealer Pkg. - 10 Cards 1 Pc. per Card | OEM Bulk Pkg. 25 Pcs. | Screw Size | Ship Wt. Carton Lbs. DP/OEM Bulk |
|-------------------|--|--------------------------|------------|-------------------------------------|
| 2-1/4 x 1-3/8 | 1051DP0CHR | 1051000CHR | 6 | 1.7/3.4 |

FIG. 0841 - FLUSH RING PULL

CONSTRUCTION:

★ CHROME PLATED ZINC ALLOY



ORDERING INFORMATION

| Dimensions Face Plate Inches | Dealer Pkg. - 10 Cards 1 Pc. per Card | OEM Bulk Pkg. 50 Pcs. | Screw Size | Ship Wt. Carton Lbs. DP/OEM Bulk |
|------------------------------------|--|--------------------------|---------------|--|
| 1-3/4 x 1-3/8 | 0841DP0CHR | 0841000CHR | 6 | 1.1/4.3 |



FIG. 0841

FIG. 1232 - FLUSH RING PULL

CONSTRUCTION:

★ CHROME PLATED ZINC ALLOY



ORDERING INFORMATION

| O.D. Face Plate Inches | Dealer Pkg. - 5 Cards 1 Pc. per Card | OEM Bulk Pkg. 50 Pcs. | Screw Size | Ship Wt. Carton Lbs. DP/OEM Bulk |
|------------------------------|---|--------------------------|---------------|--|
| 1-5/8 | 1232DP1CHR | 1232001CHR | 6 | 0.4/3.4 |
| 2 | 1232DP2CHR | 1232002CHR | 6 | 0.7/4.5 |



FIG. 1232

FIG. 1103 - FLUSH RING PULL

CONSTRUCTION:

★ CHROME PLATED BRONZE



ORDERING INFORMATION

| Dimensions Face Plate Inches | Dealer Pkg. - 5 Cards 1 Pc. per Card | OEM Bulk Pkg. 50 Pcs. | Screw Size | Ship Wt. Carton Lbs. DP/OEM Bulk |
|------------------------------------|---|--------------------------|---------------|--|
| 2-9/16 x 2 | 1103DP0CHR | 1103000CHR | 8 | 1.3/11.3 |



FIG. 1103

FIG. 0575 - FLUSH LIFTING PULL

CONSTRUCTION:

★ CHROME PLATED BRONZE



ORDERING INFORMATION

| Dimensions Face Plate Inches | Dealer Pkg. - 10 Cards 1 Pc. per Card | OEM Bulk Pkg. 50 Pcs. | Screw Size | Ship Wt. Carton Lbs. DP/OEM Bulk |
|------------------------------------|--|--------------------------|---------------|--|
| 2-5/8 x 2 | 0575DP0CHR | 0575000CHR | 8 | 2.7/11.6 |



FIG. 0575



Fig. 1221

FIG. 1221 - FLUSH PULL

CONSTRUCTION:

- ★ CHROME PLATED ZINC ALLOY
- ★ BLACK PLASTIC FINISHING FLANGE

Spring Loaded, Can be Mounted Horizontally or Vertically



ORDERING INFORMATION

| Dimensions Flange Inches | Dealer Pkg. 5 Cards 1 Pc. per Card | OEM Bulk Pkg. 50 Pcs. | Screw Size | Ship Wt. Carton Lbs. DP/OEM Bulk |
|--------------------------------|--|-----------------------------|---------------|--|
| 3/4 x 3-1/4 | 1221DP0CHR | 1221000CHR | 8 | 0.9/6.7 |



Fig. 0776

FIG. 0776 - FLUSH LIFTING HANDLE

CONSTRUCTION:

- ★ CHROME PLATED BRONZE

Size No. 2 (Not Shown) Has All Mounting Holes at Corners



ORDERING INFORMATION

| Dimensions Face Plate Inches | Dimensions Inside Handle Inches | Dealer Pkg. 5 Cards 1 Pc. per Card | OEM Bulk Pkg. 25 Pcs. | Screw Size | Ship Wt. Carton Lbs. DP/OEM Bulk |
|------------------------------------|---------------------------------------|--|-----------------------------|---------------|--|
| 3 x 2-1/4 | 1-7/8 x 1 | 0776DP1CHR | 0776001CHR | 8 | 1.9/8.3 |
| 3-3/4 x 2-3/4 | 2-3/16 x 1-3/16 | 0776DP2CHR | 0776002CHR | 8 | 2.7/11.8 |



Fig. 1220

FIG. 1220 - FLUSH LIFTING HANDLE

CONSTRUCTION:

- ★ CHROME PLATED ZINC ALLOY



ORDERING INFORMATION

| Dimensions Face Plate Inches | Dimensions Inside Handle Inches | Dealer Pkg. 5 Cards 1 Pc. per Card | OEM Bulk Pkg. 50 Pcs. | Screw Size | Ship Wt. Carton Lbs. DP/OEM Bulk |
|------------------------------------|---------------------------------------|--|-----------------------------|---------------|--|
| 3 x 2-1/4 | 1-7/8 x 1 | 1220DP0CHR | 1220000CHR | 8 | 1.5/11.6 |

PULLS & SLIDING WINDOW HANDLE

FIG. 1110 - FLUSH PULL

CONSTRUCTION:
★ CHROME PLATED ZINC ALLOY



FIG. 1110



ORDERING INFORMATION

| Dimensions Face Plate Inches | Depth Inches | Dealer Pkg. 5 Cards 1 Pc. per Card | OEM Bulk Pkg. 50 Pcs. | Screw Size | Ship Wt. Carton Lbs. DP/OEM Bulk |
|------------------------------------|-----------------|--|-----------------------------|---------------|--|
| 3-11/16 x 1-11/16 | 7/16 | 1110DP0CHR | 1110000CHR | 6 | 1.3/9.8 |

FIG. 1016 - FLUSH PULL

CONSTRUCTION OPTIONS:
★ BLACK OR WHITE PLASTIC
Easily Installs in a 1-3/4 Inch Diameter Hole

FIG. 1016 WHITE



FIG. 1016
BLACK



ORDERING INFORMATION

| Color | Dimensions Face Plate Inches | Depth Inches | Dealer Pkg. 10 Cards 1 Pc. per Card | OEM Bulk Pkg. 100 Pcs. | Screw Size | Ship Wt. Carton Lbs. DP/OEM Bulk |
|-------|------------------------------------|-----------------|---|------------------------------|---------------|--|
| Black | 2-1/4 x 2-1/4 | 15/16 | 1016DP0BLK | 1016000BLK | 6 | 1.0/4.7 |
| White | 2-1/4 x 2-1/4 | 15/16 | 1016DP0WHT | 1016000WHT | 6 | 0.9/4.8 |

FIG. 0958 - PULL

CONSTRUCTION:
★ CHROME PLATED ZINC ALLOY



FIG. 0958



ORDERING INFORMATION

| Width Overall Inches | Width Inside Inches | Dealer Pkg. 10 Cards 1 Pc. per Card | Screw Size | Ship Wt. Carton Lbs. Dealer Pkg. |
|----------------------------|---------------------------|---|---------------|--|
| 3-7/16 | 2-5/16 | 0958DP0CHR | 6 | 1.3 |

FIG. 0954 - SLIDING WINDOW HANDLE

CONSTRUCTION:
★ STAINLESS STEEL



FIG. 0954



ORDERING INFORMATION

| For Glass Thickness Inches | Length Overall Inches | Dealer Pkg. - 5 Cards 1 Pc. per Card | Ship Wt. Carton Lbs. Dealer Pkg. |
|----------------------------------|-----------------------------|---|--|
| 1/4 | 3 | 0954DP0STS | 0.7 |

Cabinet Hardware, Hinges, Locks & Latches

DOOR STOP, WINDOW STOP, LOCKS & FASTENER

FIGS. 0935 & 0966 - SLIDING WINDOW & DOOR STOPS



Fig. 0966



Fig. 0935

CONSTRUCTION:

- ★ PLASTIC COVER ON STOPPING PLATE

FIG. 0935 - FOR SLIDING WINDOWS
CHROME PLATED ZINC ALLOY

FIG. 0966 - FOR SLIDING DOORS
CHROME PLATED HEAVY GAUGE EXTRUDED BRASS



ORDERING INFORMATION

| Dimensions Mounting Plate Inches | Length Stopping Plate Inches | Dealer Pkg. 5 Cards 1 Pc. per Card | OEM Bulk Pkg. | OEM Bulk Pkg. Qty | Screw Size | Ship Wt. Carton Lbs. DP/OEM Bulk |
|---|---------------------------------------|--|------------------|-------------------------|---------------|--|
| 1-7/8 x 3/4 | 1-1/2 | 0935DP0CHR | 0935000CHR | 50 | 8 | 0.8/6.6 |
| 1-1/2 x 3/4 | 2 | 0966DP0CHR | 0966000CHR | 25 | 10 | 1.3/5.8 |

FIGS. 0934 & 0937- SLIDING WINDOW LOCK & ANTI-RATTLER



Fig. 0937




Fig. 0934

CONSTRUCTION:

- ★ CHROME PLATED ZINC ALLOY
- ★ BLACK PLASTIC KNOB AND TIP



ORDERING INFORMATION

| Height Overall Inches | Dimensions Mounting Plate Inches | Adjustment Inches | Dealer Pkg. 5 Cards 1 Pc. per Card | Screw Size | Ship Wt. Carton Lbs. Dealer Pkg. |
|-----------------------------|---|----------------------|--|---------------|--|
| 1 | 2 x 5/8 | 1-1/8 | 0934DP0CHR | 6 | 0.6 |
| 1-5/8 | 1 x 5/8 | 1-1/8 | 0937DP0CHR | 6 | 0.6 |

SPARE PARTS ORDERING INFORMATION
Black Plastic Tip: 0944

FIG. 0719 - REMOVABLE ANGLED FASTENER IDEAL FOR TABLE LEGS



Fig. 0719

CONSTRUCTION:

- ★ CHROME PLATED BRASS
- ★ BLACK PLASTIC KNOB WITH STAINLESS STEEL STUD



ORDERING INFORMATION

| Length Angle Inches | Width Angle Inches | Dealer Pkg. 5 Cards 1 Pc. per Card | OEM Bulk Pkg. 25 Pcs. | Screw Size | Ship Wt. Carton Lbs. DP/OEM Bulk |
|---------------------------|--------------------------|--|-----------------------------|---------------|--|
| 1-3/8 | 1 | 0719DP0CHR | 0719000CHR | 8 | 1.2/4.4 |

SPARE PARTS ORDERING INFORMATION
Knob: 071900099A
Single Bracket: 071900099B
Flat Plate: 071900099C

TABLE BRACKETS & UTILITY HOOKS

FIG. 0148 - TABLE BRACKETS

CONSTRUCTION:

★ CHROME PLATED BRASS

**For Removable Tables
Supplied in Sets Consisting of Two Brackets
and Two Wall Plates**




FIG. 0148

ORDERING INFORMATION

| Dimensions Angle Bracket Inches | Dimensions Wall Plate Inches | Dealer Pkg. 5 Cards 1 Set per Card | OEM Bulk Pkg. 25 Sets | Screw Size | Ship Wt. Carton Lbs. DP/OEM Bulk |
|---------------------------------------|------------------------------------|--|-----------------------------|---------------|--|
| 2-3/4 x 1-11/16 | 3-3/8 x 2 | 0148DP0CHR | 0148000CHR | 10 | 4.3/19.7 |

SPARE PARTS ORDERING INFORMATION

Pair of Angle Brackets: 014800099A
Pair of Wall Plates: 014800099B

FIG. 1106 - UTILITY HOOK

CONSTRUCTION:

★ CHROME PLATED ZINC ALLOY



FIG. 1106

ORDERING INFORMATION

| Projection Inches | Width Base Inches | Dealer Pkg. 10 Cards 1 Pc. per Card | OEM Bulk Pkg. 50 Pcs. | Screw Size | Ship Wt. Carton Lbs. DP/OEM Bulk |
|----------------------|-------------------------|---|-----------------------------|---------------|--|
| 3/4 | 1 | 1106DP0CHR | 1106000CHR | 6 | 1.1/2.8 |

FIG. 0975 - UTILITY HOOK

CONSTRUCTION:

★ CHROME PLATED ZINC ALLOY



FIG. 0975

ORDERING INFORMATION

| Projection Inches | Width Base Inches | Dealer Pkg. 10 Cards 1 Pc. per Card | OEM Bulk Pkg. 50 Pcs. | Screw Size | Ship Wt. Carton Lbs. DP/OEM Bulk |
|----------------------|-------------------------|---|-----------------------------|---------------|--|
| 2 | 1-1/8 | 0975DP1CHR | 0975001CHR | 6 | 1.2/3.3 |
| 3 | 1-1/4 | 0975DP2CHR | 0975002CHR | 6 | 1.5/4.6 |

FIG. 0610 - UTILITY HOOK

CONSTRUCTION:

★ CHROME PLATED ZINC ALLOY



FIG. 0610

ORDERING INFORMATION

| Projection Inches | Width Base Inches | Dealer Pkg. 10 Cards 1 Pc. per Card | OEM Bulk Pkg. 50 Pcs. | Screw Size | Ship Wt. Carton Lbs. DP/OEM Bulk |
|----------------------|-------------------------|---|-----------------------------|---------------|--|
| 1-3/8 | 1-1/8 | 0610DP0CHR | 0610000CHR | 6 | 0.8/2.2 |

Cabinet Hardware, Hinges, Locks & Latches

CONVERTIBLE TOP FITTINGS, UTILITY HOOK & BOAT COVER SOCKETS



SOCKET
FIG. 0395#3



SLIDE
FIGS. 0395#6 & 0395#S



SIDE PLATE
FIG. 0395#8



HINGE
FIGS. 0395#1 & 0395#H



EYE END
FIGS. 0395#5 & 0395#9

FIG. 0395 - CONVERTIBLE TOP FITTINGS

CONSTRUCTION:

- ★ CHROME PLATED ZINC ALLOY
- ★ STAINLESS STEEL SCREWS



ORDERING INFORMATION

| Description | Dealer Pkg. 5 Cards 2 Pcs. per Card | OEM Bulk Pkg. 100 Pcs. | Screw Size | Ship Wt. Carton Lbs. DP/OEM Bulk |
|---|---|------------------------------|---------------|--|
| Hinge for 3/4" fittings | 0395DP1CHR | 0395001CHR | 8 | 1.6/14.0 |
| Socket for 3/4" tubing | 0395DP3CHR | 0395003CHR | --- | 1.6/14.0 |
| Eye End for 3/4" tubing with .049" wall | 0395DP5CHR | 0395005CHR* | --- | 1.0/8.1 |
| Slide for 3/4" tubing | 0395DP6CHR | 0395006CHR | --- | 1.7/14.9 |
| Side Mounting Plate | 0395DP8CHR | 0395008CHR | 10 | 1.0/8.1 |
| Eye End for 7/8" tubing | 0395DP9CHR | 0395009CHR | --- | 1.5/13.2 |
| Slide for 7/8" tubing | 0395DPSCHR | 0395010CHR** | --- | 2.8/11.9 |
| Hinge for 7/8" fittings | 0395DPHCHR | 0395011CHR** | 8 | 2.6/11.9 |

*OEM Bulk Pkg. - 200 pcs.
**OEM Bulk Pkg. - 50 pcs.



FIG. 1249

FIG. 1249 - UTILITY HOOK

CONSTRUCTION:

- ★ CHROME PLATED ZINC ALLOY



ORDERING INFORMATION

| Length Overall Inches | Width Overall Inches | Inside Hook Inches | Dealer Pkg. 10 Cards 5 Pcs. per Card | OEM Bulk Pkg. 100 Pcs. | Screw Size | Ship Wt. Carton Lbs. DP/OEM Bulk |
|-----------------------------|----------------------------|--------------------------|--|------------------------------|---------------|--|
| 15/16 | 1/2 | 1/4 | 1249DP0CHR | 1249000CHR | 6 | 1.0/1.5 |



FIG. 0578

FIG. 0578 - BOAT COVER SOCKETS

CONSTRUCTION:

- ★ CHROME PLATED ZINC ALLOY
- Will Accommodate 3/8 Inch Wood or Plastic Battens Up To 1-3/4 Inches Long



ORDERING INFORMATION

| Length Overall Inches | Dimensions Opening Inches | Width Overall Inches | Dealer Pkg. 10 Cards 1 Pair per Card | Screw Size | Ship Wt. Carton Lbs. Dealer Pkg. |
|-----------------------------|---------------------------------|----------------------------|--|---------------|--|
| 3-1/4 | 1-7/8 x 7/16 | 5/8 | 0578DP0CHR | 6 | 2.0 |



Cabinet Hardware, Hinges, Locks & Latches

FIGS. 0869, 0896, 0898, 0901 & 0907

"DURABLE TYPE" FASTENERS

CONSTRUCTION:

FIGS. 0896, 0898, 0901 & 0907 - NICKEL PLATED BRASS
FIG. 0869 - STAINLESS STEEL, 5/8 INCH SELF TAPPING SCREW

For Canvas to Surface, Use Figs. 0869, 0896 and 0898
For Canvas to Canvas, Use Figs. 0896, 0898, 0901 & 0907

ORDERING INFORMATION

| Description | Standard Pkg. - 100 Pcs. | Ship Wt. Carton Lbs. Std. Pkg |
|-------------|--------------------------|-------------------------------|
| Stud | 0869000STS | 0.7 |
| Stud | 0901000NKL | 0.2 |
| Socket | 0898000NKL | 0.4 |
| Button | 0896000NKL | 0.4 |
| Eyelet | 0907000NKL | 0.2 |



FIGS. 0060, 0062, 0116, 0117 & 0118

"LIFT TYPE" FASTENERS

CONSTRUCTION:

FIGS. 0060, 0062, 0116 & 0118 - NICKEL PLATED BRASS
FIG. 0117 - STAINLESS STEEL, 1/2 INCH SELF TAPPING SCREW

ORDERING INFORMATION

| Description | Standard Pkg. - 100 Pcs. | Ship Wt. Carton Lbs. Standard Pkg. |
|---------------|--------------------------|------------------------------------|
| Clinch Stud | 0060000NKL | 0.6 |
| Clinch Washer | 0062000NKL | 0.3 |
| Clinch Plate | 0118000NKL | 0.4 |
| Stud | 0117000STS* | 0.6 |
| Socket | 0116000NKL | 0.9 |

*OEM Pkg. - 500 pcs.



FIGS. 0994, 0996 & 0997 - CURTAIN FASTENERS

CONSTRUCTION:

★ NICKEL PLATED BRASS

ORDERING INFORMATION

| Description | Standard Pkg. - 100 Pcs. | Ship Wt. Carton Lbs. Standard Pkg. |
|--------------|--------------------------|------------------------------------|
| Flanged Stud | 0994000NKL | 1.5 |
| Eyelet | 0996000NKL | 0.6 |
| Washer | 0997000NKL | 0.2 |



FISHING ROD HOLDERS

FIG. 0447 - FISHING ROD HOLDERS

VERTICAL FLUSH MOUNT

CONSTRUCTION:

- ★ CHROME PLATED BRONZE FLANGE
- ★ STAINLESS STEEL TUBE
- ★ HARD BLACK PLASTIC LINER
- ★ INTEGRAL FLIP-UP CAP

D01 & DPD - Includes a Drain Bib for 5/8 Inch I.D. Flexible Hose



Fig. 0447D01 & DPD with Drain Bib

ORDERING INFORMATION

| Mount Type | Drain Bib | I.D. Tube Inches | O.D. Tube Inches | Length Under Flange Inches | Dimensions Flange Inches | Dealer Pkg. 5 Pkgs. 1 Pc. per Pkg. | OEM Bulk Pkg. 10 Pcs. | Bolt Size | Ship Wt. Carton Lbs. DP/OEM Bulk |
|------------|-----------|------------------|------------------|----------------------------|--------------------------|------------------------------------|-----------------------|-----------|----------------------------------|
| Vertical | No | 1-5/8 | 2 | 9 | 3-1/2 O.D. | 0447DP1CHR | 0447001CHR | 10 | 8.2/14.8 |
| Vertical | Yes | 1-5/8 | 2 | 10-1/2 | 3-1/2 O.D. | 0447DPDCHR | 0447D01CHR | 10 | 8.2/14.8 |

FIG. 0447

FIG. 0448 - FISHING ROD HOLDERS

ANGLED FLUSH MOUNT (APPROXIMATE 65°)

CONSTRUCTION:

- ★ CHROME PLATED BRONZE FLANGE
- ★ CHROME PLATED BRASS TUBE

Fig. 0448 No. 1 - Soft Black Liner and Flange Gasket with Integral Flip-up Cap
D01 & DPD - Includes a Drain Bib for 5/8 Inch I.D. Flexible Hose

001 & DP1 Without Drain Bib

Fig. 0448 No. 2 - Soft Black Liner with Lip Only



ORDERING INFORMATION

| Mount Type | Drain Bib | I.D. Tube Inches | O.D. Tube Inches | Length Under Flange Inches | Dimensions Flange Inches | Dealer Pkg. 5 Pkgs. 1 Pc. per Pkg. | OEM Bulk Pkg. 10 Pcs. | Bolt Size | Ship Wt. Carton Lbs. DP/OEM Bulk |
|------------|-----------|------------------|------------------|----------------------------|--------------------------|------------------------------------|-----------------------|-----------|----------------------------------|
| Angled | No | 1-5/8 | 2 | 8 | 4-1/4 x 3-1/2 | 0448DP1CHR | 0448001CHR | 1/4 | 10.3/19.9 |
| Angled | Yes | 1-5/8 | 2 | 9-1/2 | 4-1/4 x 3-1/2 | 0448DPDCHR | 0448D01CHR | 1/4 | 10.3/19.9 |
| Angled | No | 1-7/8 | 2-1/4 | 12 | 4-7/8 x 4 | 0448DP2CHR* | ----- | 1/4 | 3.5/-- |

*Dealer Pkg. - 1 card, 1 Pc. per card.



Fig. 0448D01 & DPD With Drain Bib

FIG. 0448-D01 ILLUSTRATED

FIG. 0452 - FISHING ROD HOLDER

ANGLED FLUSH MOUNT (APPROXIMATE 65°)

CONSTRUCTION:

- ★ POLISHED STAINLESS STEEL FLANGE
- ★ STAINLESS STEEL TUBE
- ★ SOFT BLACK LINER
- ★ FLANGE GASKET WITH INTEGRAL FLIP-UP CAP

D01 & DPD - Includes a Drain Bib for 5/8 Inch I.D. Flexible Hose



Fig. 0452D01 & DPD with Drain Bib

FIG. 0452

ORDERING INFORMATION

| Mount Type | Drain Bib | I.D. Tube Inches | O.D. Tube Inches | Length Under Flange Inches | Dimensions Flange Inches | Dealer Pkg. 5 Pkgs. 1 Pc. per Pkg. | OEM Bulk Pkg. 10 Pcs. | Ship Wt. Carton Lbs. DP/OEM Bulk |
|------------|-----------|------------------|------------------|----------------------------|--------------------------|------------------------------------|-----------------------|----------------------------------|
| Angled | No | 1-5/8 | 2 | 8-1/4 | 4-1/8 x 3-3/8 | 0452DP0STS | 0452000STS | 6.7/12.4 |
| Angled | Yes | 1-5/8 | 2 | 9-3/4 | 4-1/8 x 3-3/8 | 0452DPDSTS | 0452D01STS | 6.7/12.4 |

Bolt Size #10.

Rounded Rod Holder Bottom



SPARE PARTS ORDERING INFORMATION

Liner with Lip and Tube, See Fig. 0482DP, Specify Size, Page 228
 Cap and Gasket Kit, See Figs. 0480DP and 0481DP, Page 228
 Cap and Gasket Kit for Fig. 0447: 0484DP0BLK, Page 228

FISHING ROD HOLDERS

FIG. 1205 - FISHING ROD HOLDER
ANGLED FLUSH MOUNT (APPROXIMATE 65°)

CONSTRUCTION:

- ★ CHROME PLATED ZINC ALLOY FLANGE
- ★ ANODIZED ALUMINUM TUBE
- ★ SOFT BLACK LINER
- ★ FLANGE GASKET WITH INTEGRAL FLIP-UP CAP

Fig. 1205D01 & DPD
with Drain Bib



FIG. 1205

D01 & DPD- Includes a Drain Bib for 5/8 Inch I.D. Flexible Hose



ORDERING INFORMATION

| Mount Type | Drain Bib | I.D. Tube Inches | O.D. Tube Inches | Length Under Flange Inches | Dimensions Flange Inches | Dealer Pkg. 5 Pkgs. 1 Pc. per Pkg. | OEM Bulk Pkg. 20 Pcs. | Ship Wt. Carton Lbs. DP/OEM Bulk |
|------------|-----------|------------------|------------------|----------------------------|--------------------------|------------------------------------|-----------------------|----------------------------------|
| Angled | No | 1-5/8 | 2 | 8 | 4-1/4 x 3-1/2 | 1205DP0CHR | 1205000CHR | 8.2/29.0 |
| Angled | Yes | 1-5/8 | 2 | 9-1/2 | 4-1/4 x 3-1/2 | 1205DPDCHR | 1205D01CHR | 8.2/29.0 |



Rounded Rod Holder Bottom

Bolt Size 1/4"

FIG. 1099 - FISHING ROD HOLDER
SIDE MOUNT

CONSTRUCTION:

- ★ STAINLESS STEEL TUBE
- ★ CHROME PLATED BRASS BRACKETS
- ★ HARD BLACK PLASTIC LINER



ORDERING INFORMATION

| I.D. Tube Inches | O.D. Tube Inches | Length Overall Inches | Width Bracket Inches | Dealer Pkg. 5 Pkgs. 1 Pc. per Pkg. | Ship Wt. Carton Lbs. Dealer Pkg. |
|------------------|------------------|-----------------------|----------------------|------------------------------------|----------------------------------|
| 1-5/8 | 2 | 9 | 3 | 1099DP0STS | 6.2 |

Mounting Screw Size #8 R.H.
Spare Bracket: 1107000CHR

NOTE: The use of a safety line attached to the rod and reel is recommended, particularly when running or fishing with heavy duty rods and reels.



Rounded Rod Holder Bottom



FIG. 1099

FIG. 1100 - FISHING ROD HOLDER
SIDE MOUNT

CONSTRUCTION:

- ★ CHROME PLATED BRASS TUBE & BRACKETS
- ★ HARD BLACK PLASTIC LINER



ORDERING INFORMATION

| I.D. Tube Inches | O.D. Tube Inches | Length Overall Inches | Width Bracket Inches | Dealer Pkg. 5 Pkgs. 1 Pc. per Pkg. | Ship Wt. Carton Lbs. Dealer Pkg. |
|------------------|------------------|-----------------------|----------------------|------------------------------------|----------------------------------|
| 1-5/8 | 2 | 9 | 3 | 1100DP0CHR | 6.7 |

Mounting Screw Size #8 R.H.
Spare Bracket: 1107000CHR

NOTE: The use of a safety line attached to the rod and reel is recommended, particularly when running or fishing with heavy duty rods and reels.



Rounded Rod Holder Bottom



FIG. 1100

Fishing Equipment

FISHING ROD HOLDERS



FIG. 0404 #1



Size #1
Rounded
Rod Holder
Bottom



FIG. 0404 #2

FIG. 0404 - HEAVY DUTY FISHING ROD HOLDER SIDE MOUNT

CONSTRUCTION:

★ CHROME PLATED BRASS AND BRONZE

SIZE #1 WITH HARD BLACK PLASTIC LINER

SIZE #2 SOFT BLACK LIP & LINER

ORDERING INFORMATION



| I.D. Tube Inches | O.D. Tube Inches | Length Overall Inches | Width Bracket Inches | Dealer Pkg. - 5 Pkgs. 1 Pc. per Pkg. | Ship Wt. Carton Lbs. Dealer Pkg. |
|---------------------|---------------------|--------------------------|-------------------------|---|-------------------------------------|
| 1-5/8 | 2 | 9 | 4-3/16 | 0404DP1CHR | 10.5 |
| 1-7/8 | 2-1/4 | 11 | 4-3/4 | 0404DP2CHR* | 3.3 |

Bolt Size 1/4".

* Dealer Pkg. - 1 card, 1 Pc. per card.

SPARE PARTS ORDERING INFORMATION

Bracket for Size No. 1: 040400199A

Bracket for Size No. 2: 040400299A

Liner with Lip and Tube for Size #2 See Fig. 0483DP2BLK on Page 228.

NOTE: The use of a safety line attached to the rod and reel is recommended, particularly when running or fishing with heavy duty rods and reels.

FIG. 1104 - FISHING ROD HOLDER SIDE MOUNT

CONSTRUCTION:

★ BLACK PLASTIC

★ CHROME PLATED BRASS BRACKETS



FIG. 1104

ORDERING INFORMATION



| I.D. Tube Inches | O.D. Tube Inches | Length Overall Inches | Width Bracket Inches | Dealer Pkg. - 5 Pkgs. 1 Pc. per Pkg. | Ship Wt. Carton Lbs. Dealer Pkg. |
|---------------------|---------------------|--------------------------|-------------------------|---|-------------------------------------|
| 1-5/8 | 2 | 9 | 3-1/4 | 1104DP0BLK | 3.3 |

Mounting Screw Size #8 R.H.

Spare Bracket: 1107000CHR

NOTE: The use of a safety line attached to the rod and reel is recommended, particularly when running or fishing with heavy duty rods and reels.

FISHING ROD HOLDERS

FIG. 1118 - CLAMP ON FISHING ROD HOLDERS

CONSTRUCTION:

- ★ CHROME PLATED BRASS AND BRONZE
- ★ HARD BLACK PLASTIC LINER
- ★ CLAMP-ON FEATURE ELIMINATES DRILLING RAIL AND SIMPLIFIES RELOCATION.
- ★ MOUNTS ON VERTICAL OR HORIZONTAL RAILS
- ★ DPO FOR RAILS 3/4 TO 1 INCH IN DIAMETER.
 - Adjustable as Supplied for 7/8 to 1 Inch Rails
 - Adaptable to 3/4 Inch Rails by Reducing the Mounting Bolt Length
- ★ DP2 FITS 1-1/4 INCH DIAMETER RAILS



ORDERING INFORMATION

| For Rail Size Diameter | I.D. Tube Inches | O.D. Tube Inches | Length Overall Inches | Dealer Pkg. 5 Pcs. | Ship Wt. Carton Lbs. Dealer Pkg. |
|------------------------|------------------|------------------|-----------------------|--------------------|----------------------------------|
| 3/4 to 1 | 1-5/8 | 2 | 9 | 1118DP0CHR | 11.1 |
| 1-1/4 | 1-5/8 | 2 | 9 | 1118DP2CHR | 11.1 |

SPARE PARTS ORDERING INFORMATION

Face Plate with Bolts: 111800099A
Intermediate Plate: 111800099B

NOTE: The use of a safety line attached to the rod and reel is recommended, particularly when running or fishing with heavy duty rods and reels.



FIG. 1118 FOR 3/4" TO 1" DIA. RAILS

FIG. 1118 DP2 CHR FOR 1-1/4" DIA. RAILS



Rounded Rod Holder Bottom

FIG. 1215 - CLAMP ON FISHING ROD HOLDERS

CONSTRUCTION:

- ★ CHROME PLATED ZINC ALLOY
- ★ POLISHED STAINLESS STEEL TUBE
- ★ HARD BLACK PLASTIC LINER
- ★ CLAMP-ON FEATURE ELIMINATES DRILLING RAIL AND SIMPLIFIES RELOCATION
- ★ MOUNTS ON VERTICAL OR HORIZONTAL RAILS
- ★ DPO FOR RAILS 3/4 TO 1 INCH IN DIAMETER.
 - Adjustable as Supplied for 7/8 to 1 Inch Rails
 - Adaptable to 3/4 Inch Rails by Reducing the Mounting Bolt Length
- ★ DP2 FITS 1-1/4 INCH DIAMETER RAILS



ORDERING INFORMATION

| For Rail Size Diameter | I.D. Tube Inches | O.D. Tube Inches | Length Overall Inches | Dealer Pkg. 5 Pcs. | Ship Wt. Carton Lbs. Dealer Pkg. |
|------------------------|------------------|------------------|-----------------------|--------------------|----------------------------------|
| 3/4 to 1 | 1-5/8 | 2 | 9 | 1215DP0CHR | 8.9 |
| 1-1/4 | 1-5/8 | 2 | 9 | 1215DP2CHR | 8.9 |

SPARE PARTS ORDERING INFORMATION

Face Plate with Bolts: 1215DP099A
Intermediate Plate: 121500099B

NOTE: The use of a safety line attached to the rod and reel is recommended, particularly when running or fishing with heavy duty rods and reels.



FIG. 1215 FOR 3/4" TO 1" DIA. RAILS

FIG. 1215 DP2 CHR FOR 1-1/4" DIA. RAILS



Rounded Rod Holder Bottom

Fishing Equipment

FISHING ROD HOLDER, CAP & GASKET KITS AND LINERS, LIPS & TUBES




FIG. 0449

FIG. 0449 - REMOVABLE FISHING ROD HOLDER

CONSTRUCTION:

- ★ CHROME PLATED BRASS AND MANGANESE BRONZE
- ★ SOFT BLACK LINER

DESIGNED FOR VERTICAL MOUNTING, THIS HOLDER IS EASILY REMOVED WHEN NOT IN USE, LEAVING NO PROJECTING HARDWARE



ORDERING INFORMATION

| I.D. Tube Inches | O.D. Tube Inches | Dimensions Bracket Inches | Dealer Pkg. - 1 Card 1 Pc. per Card | Ship Wt. Carton Lbs. Dealer Pkg. |
|------------------|------------------|---------------------------|--|-------------------------------------|
| 1-5/8 | 2 | 4 x 3-3/4 | 0449DP0CHR | 3.0 |

Screw Size #10.

SPARE PARTS ORDERING INFORMATION

Holder Only: 044900099A
Bracket Only: 044900099B
Liner with Lip and Tube: 0483DP1BLK

FIGS. 0480, 0481 & 0484 - CAP AND GASKET KITS



FIG. 0480

CONSTRUCTION:

- ★ SOFT BLACK FLANGE GASKET WITH INTEGRAL FLIP-UP CAP
- ★ SOFT BLACK LIP
- ★ REPLACEMENT OR UPGRADE FOR OLDER HOLDERS



ORDERING INFORMATION

| To Fit Catalog Number | Dealer Pkg. - 5 Cards 1 Kit per Card | Ship Wt. Carton Lbs. Dealer Pkg. |
|-----------------------|---|-------------------------------------|
| 0448DP1CHR | 0480DP0BLK | 1.8 |
| 1205DP0CHR | 0480DP0BLK | 1.8 |
| 0452DP0STS | 0481DP0BLK | 1.6 |
| 0447DP1CHR | 0484DP0BLK | 1.0 |



FIGS. 0482 & 0483 - LINERS, LIPS AND TUBES FOR FISHING ROD HOLDERS




FIG. 0482 FIG. 0483

| Lip & Liner Cat. No | Lip Only Cat. No | Fits Rod Holders Listed Below | | | | | | |
|------------------------|---------------------|-------------------------------|-------|--------|------|------|------|--------|
| | | 0448#1 | 0448D | 0448#2 | 0452 | 1205 | 0449 | 0404#2 |
| 0482DP1BLK | 0482DP199A | X | X | | X | X | | |
| 0482DP2BLK | 0482DP299A | | | X | | | | |
| 0483DP1BLK | 0483DP199A | | | | | | X | |
| 0483DP2BLK | 0483DP299A | | | | | | | X |



ORDERING INFORMATION

| I.D. Inches | For Angled Flush Mount Complete Dealer Pkg. - 5 Cards 1 Set per Card | For All Others Complete Dealer Pkg. - 5 Cards 1 Set per Card | Spare Lip Only For Fig. 0482 Dealer Pkg. - 5 Cards 1 Pc. per Card | Spare Lip Only For Fig. 0483 Dealer Pkg. - 5 Cards 1 Pc. per Card |
|-------------|--|--|---|---|
| 1-5/8 | 0482DP1BLK | 0483DP1BLK | 0482DP199A | 0483DP199A |
| 1-7/8 | 0482DP2BLK | 0483DP2BLK | 0482DP299A | 0483DP299A |



OUTRIGGER POLE HOLDERS

REMOVABLE TUBES LIFT AND TURN TO THREE POSITIONS: VERTICAL, FISHING AND LOWERED
 UNIVERSAL TUBES MAY BE USED ON EITHER SIDE
 SUPPLIED IN PAIRS CONSISTING OF TWO MOUNTS AND TWO TUBES

FIG. 0444 - SIDE MOUNT OUTRIGGER POLE HOLDERS

CONSTRUCTION:

- ★ CHROME PLATED BRONZE BRACKETS
- ★ SIZE 1 TUBES ARE POLISHED STAINLESS STEEL
- ★ SIZE 2 TUBES ARE CHROME PLATED BRASS



| Holder Size No. | I.D. Tube Inches | O.D. Tube Inches | Dimensions Bracket Inches | Dealer Pkg. 5 Pkgs. 1 Pair per Pkg. | Standard Pkg. - 1 Pair | Ship Wt. Carton Lbs. DP/Std. Pkg. |
|-----------------|------------------|------------------|---------------------------|-------------------------------------|------------------------|-----------------------------------|
| 1 | 1.120 | 1-1/4 | 4-1/2 x 3 | 0444DP1CHR | ----- | 21.2/-- |
| 2 | 1.500 | 1-5/8 | 6-1/2 x 4 | ----- | 0444002CHR | --/8.5 |

Size 1 Bolt Size - 1/4"

Size 2 Bolt Size - 5/16"

SPARE PARTS ORDERING INFORMATION

Bracket For Size No. 1: 0478001CHR Bracket For Size No. 2: 0478002CHR
 See Fig. 0451 for Outrigger Designations and Spare Tube Ordering.

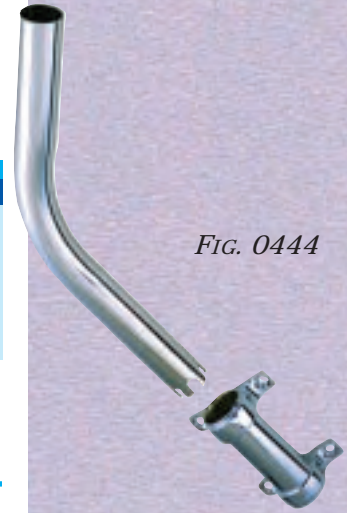


FIG. 0444

FIG. 0451 - DECK MOUNT OUTRIGGER POLE HOLDERS

CONSTRUCTION:

- ★ CHROME PLATED BRONZE PLATES
- ★ SIZE 1 TUBES ARE POLISHED STAINLESS STEEL
- ★ SIZE 2 TUBES ARE CHROME PLATED BRASS



ORDERING INFORMATION

| Holder Size No. | I.D. Tube Inches | O.D. Tube Inches | Dimensions Bracket Inches | Dealer Pkg. 5 Pkgs. 1 Pair per Pkg. | Standard Pkg. - 1 Pair | Ship Wt. Carton Lbs. DP/Std. Pkg. |
|-----------------|------------------|------------------|---------------------------|-------------------------------------|------------------------|-----------------------------------|
| 1 | 1.120 | 1-1/4 | 5 x 2-1/2 | 0451DP1CHR | ----- | 30.0/-- |
| 2 | 1.500 | 1-5/8 | 6 x 3-1/2 | ----- | 0451002CHR | --/10.5 |

Size 1 Bolt Size - 1/4"

Size 2 Bolt Size - 5/16"

SPARE PARTS ORDERING INFORMATION

Tube Only For Figs. 0444 & 0451 Size 1: 0479DP1STS
 Tube Only For Figs. 0444 & 0451 Size 2: 0479002CHR
 Spare Plate Only for Size 1: 0474001CHR
 Spare Plate Only for Size 2: 0474002CHR

Size No. 1 For Use With Outrigger Poles: 0476015ALU and 1798015ALU
 Size No. 2 For Use With Outrigger Poles: 1798016ALU and 1798018ALU

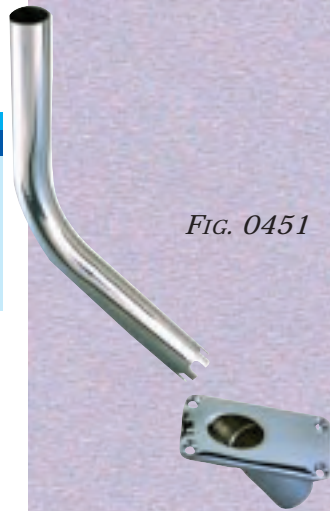


FIG. 0451

FIG. 1314 - DECK MOUNT OUTRIGGER POLE HOLDERS

CONSTRUCTION:

- ★ CHROME PLATED ZINC ALLOY PLATES
- ★ STAINLESS STEEL TUBES

IMPROVED FOR USE WITH ALUMINUM OUTRIGGER POLES,
 CAT. NOS. 1798015ALU AND 0476015ALU



ORDERING INFORMATION

| I.D. Tube Inches | O.D. Tube Inches | Dimensions Bracket Inches | Dealer Pkg. 5 Pkgs. 1 Pair per Pkg. | OEM Bulk Pkg. 10 Pair | Bolt Size Inches | Ship Wt. Carton Lbs. DP/OEM Bulk |
|------------------|------------------|---------------------------|-------------------------------------|-----------------------|------------------|----------------------------------|
| 1.120 | 1-1/4 | 5 x 2-1/2 | 1314DP0CHR | 1314000CHR | 1/4 | 21.5/38.7 |

SPARE PARTS ORDERING INFORMATION

Tube Only: 0479DP1STS
 Plate Only: 1320000CHR




FIG. 1314

Fishing Equipment

OUTRIGGER POLE HOLDERS

FIG. 0470 - OUTRIGGER POLE HOLDERS

CONSTRUCTION:

- ★ *STAINLESS STEEL MAIN TUBE*
- ★ *CHROME PLATED BRASS YOKE TUBING AND BRONZE FITTINGS*

A large knob on the sliding clamp provides ready adjustment for all fishing positions. A stainless steel drift pin in the sliding clamp is pulled to release the pole holder to a down and aft position. Features include a heavy swivel mounting base for easy installation on a horizontal or vertical surface. A stop collar (Fig. 0415) is included for presetting the desired fishing angle. Sturdy folding lay down hooks (Fig. 0410) are also included for supporting the outriggers in the down position. The mounting yokes may be installed in an inverted position, rather than that shown, to accommodate various installation requirements.

ORDERING INFORMATION

| Holder Size No. | I.D. Main Tube Inches | "A" Length Main Tube Inches | O.D. Main Tube Inches | Standard Pkg. - 1 Pair | "B" Yoke Width Inches | Ship Wt. Carton Lbs. Standard Pkg. | Bolt Size Inches |
|-----------------|-----------------------|-----------------------------|-----------------------|------------------------|-----------------------|------------------------------------|------------------|
| 1 | 1.500 | 20 | 1-5/8 | 0470001CHR | 11-3/4 | 22.9 | 1/4 |
| 2 | 1.900 | 20 | 2 | 0470002CHR | 11-3/4 | 24.4 | 1/4 |
| 3 | 1.900 | 35 | 2 | 0470003CHR | 24 | 33.9 | 1/4 |

Size No. 1 For Use With Outrigger Poles: 1798016ALU and 1798018ALU

Size No. 2 For Use With Outrigger Poles: 1798019ALU

Size No. 3 For Use With Outrigger Poles: 1798019ALU

Sizes 1 and 2 feature a retaining bar on one mounting bracket (as illustrated) to hold the outrigger in the vertical position.

Size 3 features a standard hinged holding bracket (Fig. 0408) for quick release of the main tube.

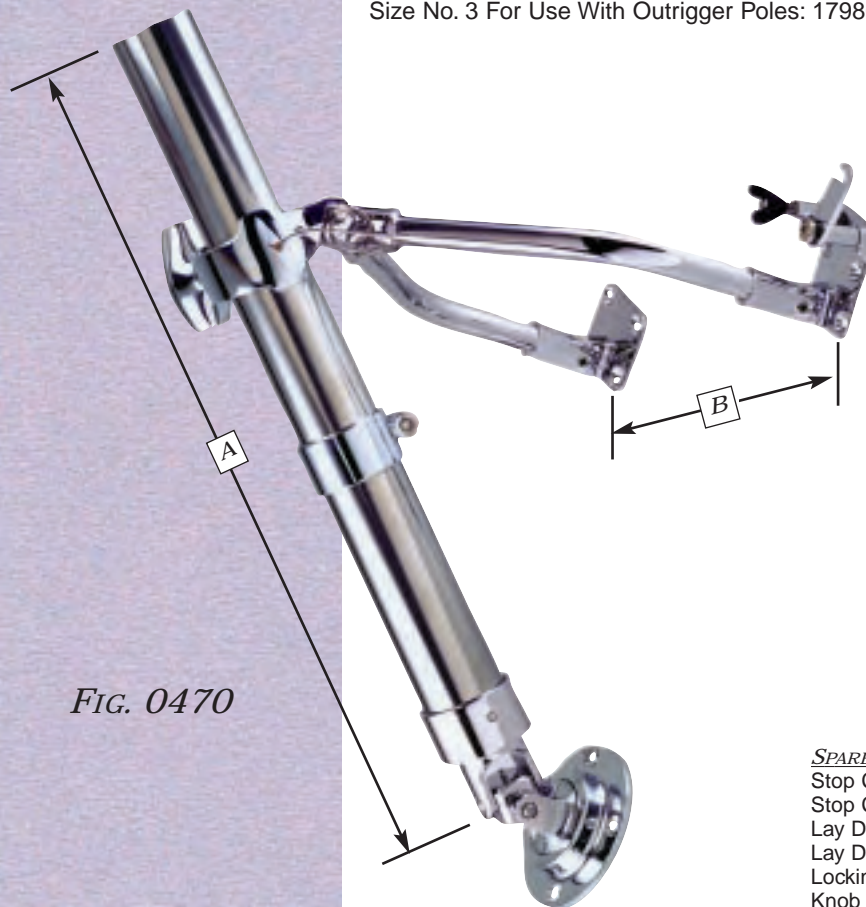


FIG. 0470



FIG. 0408



FIG. 0410



FIG. 0415

SPARE PARTS ORDERING INFORMATION

Stop Collar Only for Size 1 Holder: 0415001CHR

Stop Collar for Size 2 and 3 Holders: 0415002CHR

Lay Down Hook for Size 1 Holder: 0410001CHR

Lay Down Hook for Size 2 and 3 Holders: 0410002CHR

Locking Bar Assembly with Stud: 040600099A

Knob for Sliding Clamp Assembly: 0401000CHR

OUTRIGGER POLE HOLDERS

FIG. 0445 - OUTRIGGER POLE HOLDERS

CONSTRUCTION:

- ★ *STAINLESS STEEL MAIN TUBE*
- ★ *CHROME PLATED BRASS YOKE TUBING AND BRONZE FITTINGS*

A large knob on the sliding clamp provides ready adjustment for all fishing positions. A stainless steel drift pin in the sliding clamp is pulled to release the pole holder to a down and aft position. Features include heavy bi-directional hinged mounting base for easy installation on a horizontal or vertical surface. A stop collar (Fig. 0415) is included for presetting the desired fishing angle. Sturdy folding lay down hooks (Fig. 0410) are also included for supporting the outriggers in the down position. The mounting yokes may be installed in an inverted position, rather than that shown, to accommodate various installation requirements.

ORDERING INFORMATION

| Holder Size No. | I.D. Main Tube Inches | "A" Length Main Tube Inches | O.D. Main Tube Inches | Standard Pkg. - 1 Pair | "B" Yoke Width Inches | Ship Wt. Carton Lbs. Standard Pkg. | Bolt Size Inches |
|-----------------|-----------------------|-----------------------------|-----------------------|------------------------|-----------------------|------------------------------------|------------------|
| 1 | 1.500 | 20 | 1-5/8 | 0445001CHR | 11-3/4 | 22.1 | 1/4 |
| 2 | 1.900 | 20 | 2 | 0445002CHR | 11-3/4 | 22.6 | 1/4 |
| 3 | 1.900 | 35 | 2 | 0445003CHR | 24 | 32.3 | 1/4 |

Size No. 1 For Use With Outrigger Poles: 1798016ALU and 1798018ALU
 Size No. 2 For Use With Outrigger Poles: 1798019ALU
 Size No. 3 For Use With Outrigger Poles: 1798019ALU

Sizes 1 and 2 feature a retaining bar on one mounting bracket (as illustrated) to hold the outrigger in the vertical position.

Size 3 features a standard hinged holding bracket (Fig. 0408) for quick release of the main tube.



FIG. 0408



FIG. 0410



FIG. 0415

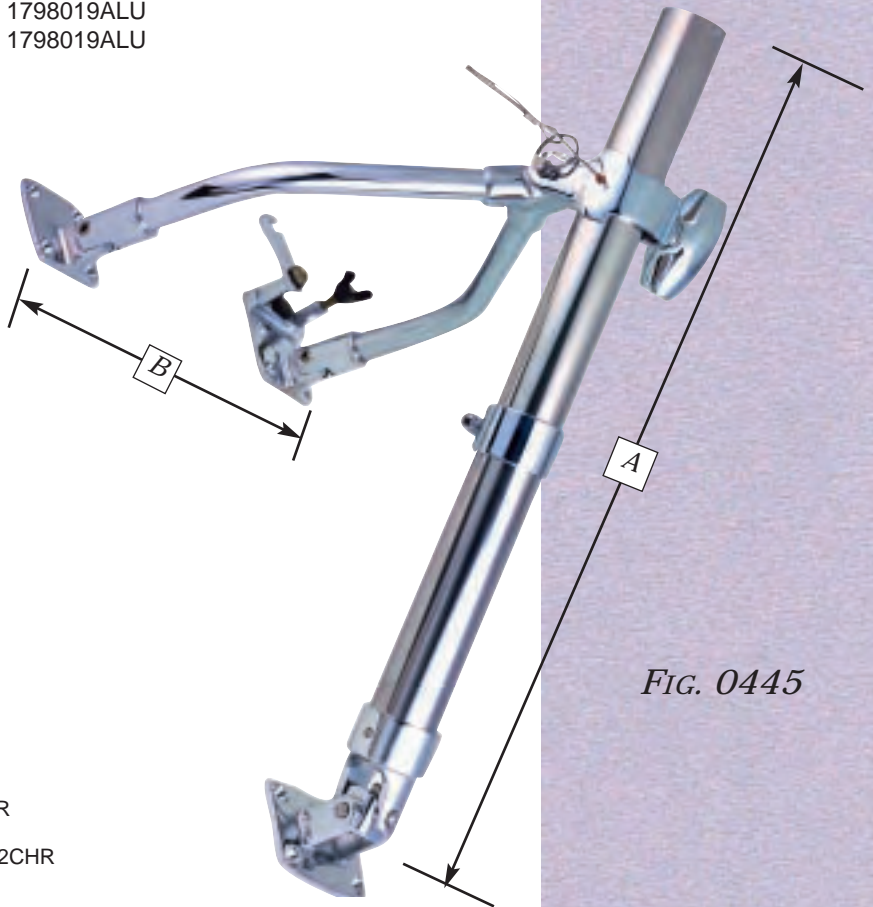


FIG. 0445

SPARE PARTS ORDERING INFORMATION

Stop Collar Only for Size 1 Holder: 0415001CHR
 Stop Collar for Size 2 and 3 Holders: 0415002CHR
 Lay Down Hook for Size 1 Holder: 0410001CHR
 Lay Down Hook for Size 2 and 3 Holders: 0410002CHR
 Locking Bar Assembly with Stud: 040600099A
 Knob for Sliding Clamp Assembly: 0401000CHR

Fishing Equipment

OUTRIGGER POLES & SPREADERS

FIG. 1798 - OUTRIGGER POLES

CONSTRUCTION:

- ★ SILVER ANODIZED ALUMINUM
- WITH BLACK PLASTIC INSULATED BASE

All Sizes Have Standard (Fig. 0468) Line Guides,
and Roller Tip (Fig. 0471) Line Guides

Heavy Duty Poles For Rough Water Use.
Sizes 15 Through 19 Have Sections Threaded For Easy Assembly

ORDERING INFORMATION

| "A" Length Overall Feet | "B" Base Diameter Inches | Number Of Sections | Standard Pkg. 1 Pair Cat. No. | Single Pole Only Cat. No. | Ship Wt. Carton Lbs. Std. Pkg. |
|----------------------------------|-----------------------------------|--------------------------|-------------------------------------|---------------------------------|--------------------------------------|
| 15 | 1.120 | 4 | 1798015ALU | 179801599A | 8.5 |
| 15 | 1.500 | 4 | 1798016ALU | 179801699A | 11.0 |
| 18-2/3 | 1.500 | 5 | 1798018ALU | 179801899A | 14.0 |
| 18-2/3 | 1.900 | 5 | 1798019ALU | 179801999A | 14.7 |

FIG. 1714 - SPREADERS

CONSTRUCTION:

- ★ ANODIZED ALUMINUM, SILVER FINISH
- ★ SPREADER ARMS AND EYE BANDS

Designed For Use With Our Aluminum
Outrigger Poles When Maximum Rigidity is Desired
Spreaders Are Suggested For Use On
18 and 19 Foot Outrigger Poles

Supplied in Pairs, Consisting of Spreaders,
Stainless Steel Cable, Eye Bands and Turnbuckles

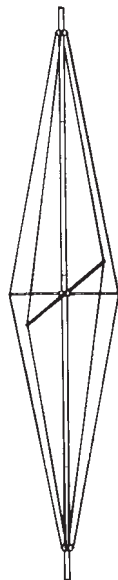


FIG. 1714

ORDERING INFORMATION

| For Use With Outrigger Poles Catalog Numbers | Silver Single Spreader Standard Pkg. - 1 Pair | Ship Wt. Carton Lbs. Standard Package |
|--|---|--|
| 1798018ALU | 1714018 | 4.4 |
| 1798019ALU | 1714018 | 4.4 |

FIG. 1798

Fishing Equipment

OUTRIGGER POLE KIT, LINE GUIDES & TROLLING PIN

FIG. 0476 - 15' OUTRIGGER POLE KIT

CONSTRUCTION:

★ ALUMINUM

One Pair of Fig. No. 1798015 Aluminum Poles, Guides and Clips Included.

For Use With Fig. Nos. 0444DP1CHR, 0451DP1CHR and 1314DP0CHR Holders

ORDERING INFORMATION

| Open Length Overall Feet | O.D. Base Inches | Number of Sections | Standard Pkg. 1 Kit per Box | Ship Wt. Carton Lbs. Standard Pkg. |
|--------------------------|------------------|--------------------|-----------------------------|------------------------------------|
| 15 | 1.120 | 4 | 0476015ALU | 8.3 |

SPARE PARTS ORDERING INFORMATION

Pole Only: 179801599A.

Example of Assembled Outrigger Pole




Line Clip



Roller Tip Line Guide



Threaded Section



Line Guide

FIG. 0476



FIG. 0471 - OUTRIGGER POLE ROLLER TIP LINE GUIDES

CONSTRUCTION:

- ★ HIGH IMPACT BLACK PLASTIC
- ★ 7/8 INCH O.D. NYLON SHEAVE



ORDERING INFORMATION

| I.D. Body Inches | For Use With Outrigger Pole Size | Maximum Rope Size Inches | Dealer Pkg. 5 Cards 1 Pair per Card | Ship Wt. Carton Lbs. Dealer Pkg. |
|------------------|----------------------------------|--------------------------|-------------------------------------|----------------------------------|
| 9/16 | ----- | 1/4 | 0471DP1BLK | 0.9 |
| 5/8 | 1798015 | 1/4 | 0471DP2BLK | 0.9 |
| 3/4 | 1798016 thru 019 | 1/4 | 0471DP3BLK | 0.8 |




FIG. 0471



FIG. 0468 - OUTRIGGER POLE LINE GUIDES

CONSTRUCTION:

- ★ HIGH IMPACT BLACK PLASTIC
- ★ 3/8 INCH I.D. STAINLESS STEEL EYE



ORDERING INFORMATION

| I.D. Body Inches | Dealer Pkg. - 5 Cards 2 Pcs. per Card | Ship Wt. Carton Lbs. Dealer Pkg. |
|------------------|---------------------------------------|----------------------------------|
| 9/16 | 0468DP1BLK | 0.4 |
| 5/8 | 0468DP2BLK | 0.4 |
| 3/4 | 0468DP3BLK | 0.5 |
| 1 | 0468DP4BLK | 0.5 |
| 1-3/16 | 0468DP5BLK | 0.6 |
| 1-5/8 | 0468DP6BLK | 0.7 |



FIG. 0468



FIG. 0469 - OUTRIGGER TROLLING PIN OR CLIP

CONSTRUCTION:

- ★ HIGH IMPACT BLACK PLASTIC
- ★ STAINLESS STEEL EYES AND SPRING



ORDERING INFORMATION

| Dimensions Inches | Dealer Pkg. - 5 Cards 2 Pcs. per Card | Ship Wt. Carton Lbs. Dealer Pkg. |
|-------------------|---------------------------------------|----------------------------------|
| 2-3/4 x 1-3/8 | 0469DP0BLK | 1.9 |



FIG. 0469



Fishing Equipment

PERKO®

Shaping the Wave of Excellence®



Camo Line



MANUFACTURER OF MARINE NAVIGATION LIGHTS, HARDWARE AND ACCESSORIES

Perko's new CAMO line of products is designed with the boating hunter and wildlife photographer in mind. We've selected our most popular small boat products and changed their finish to reduce shine and reflections.

Metal parts are powder coated flat tan using our PERKO•KOTE technique, which increases their corrosion resistance. Plastic parts are molded from virgin materials in approximately the same flat tan color. The color and finish used on our CAMO line products is designed to blend with a variety of popular camo colors and patterns used on boats, blinds and stands.

The Camo Line

The list of products includes navigation lights many of which are designed for mounting on small aluminum boats, hinges, handles, hasps, hatch locks, oarlocks and sockets.

All CAMO line retail products are packaged in new Perko CAMO line packaging. These packages are different in color from the standard Perko DP packages. They do, however, retain much of the traditional Perko look. Many CAMO line parts are also available bulk packaged for OEM use.



Two prepackaged assortments of CAMO line products are available to make it easy to select items. A Coastal Assortment includes items used more often around salt-water marsh areas. An Inland Assortment includes items used more often around rivers and lakes.

Camo Line



Navigation Lights

CERTIFIED FOR USE ON POWER DRIVEN VESSELS
UNDER 12 METERS (39.4 FT.) IN LENGTH

BI-COLOR LIGHTS & SIDE LIGHTS




Fig. 0227



Fig. 0227 Bi-COLOR LIGHT

CONSTRUCTION:

- ★ CAMO FINISH POWDER COATED ZINC ALLOY TOP WITH CAMO FINISH PLASTIC BASE
- ★ 12 VOLT BULBS INCLUDED

Fig. 0228 HORIZONTAL MOUNT SIDE LIGHTS



Fig. 0228

CONSTRUCTION:

- ★ CAMO FINISH POWDER COATED ZINC ALLOY TOP WITH CAMO FINISH PLASTIC BASE
- ★ RED AND GREEN LENSES
- ★ 12 VOLT BULBS INCLUDED



Fig. 1612

Fig. 1612 REMOVABLE Bi-COLOR POLE LIGHT

CONSTRUCTION:

- ★ CAMO FINISH PLASTIC TOP
- ★ WATERPROOF COVER FOR BASE
- ★ CAMO FINISH POWDER COATED BRASS AND CAMO FINISH PLASTIC BASE
- ★ 3/4 INCH DIAMETER CAMO FINISH POWDER COATED ALUMINUM TUBE WITH LOCKING COLLAR
- ★ 12 VOLT BULBS INCLUDED



Fig. 0254 VERTICAL MOUNT SIDE LIGHTS

CONSTRUCTION:

- ★ CAMO FINISH POWDER COATED BRONZE TOP AND CAMO FINISH PLASTIC BASE
- ★ RED AND GREEN LENSES
- ★ 12 VOLT BULBS INCLUDED



Fig. 0254




ORDERING INFORMATION

Bi Color Lights

| Length Inches | Width Inches | Vertical Height Inches | Dealer Pkg. 5 Cards 1 Pc. per Card | OEM Bulk Pkg. 50 Pcs. | Screw Size | Ship Wt Carton Lbs DP/OEM Bulk | |
|---------------|--------------|------------------------|------------------------------------|------------------------------------|----------------------|--------------------------------|----------------------------------|
| 3-1/4 | 2-5/16 | 5/8 | 0227DP0CAM | 0227000CAM | 8 | 2.0/15.1 | |
| | | Vertical Height Inches | O.D. Base Inches | Dealer Pkg. 5 Cards 1 Pc. per Card | OEM Bulk Pkg 50 Pcs. | Screw Size | Ship Wt. Carton Lbs. DP/OEM Bulk |
| Pole & Base | 9-13/16 | 2-1/4 | 1612DP0CAM | 1612000CAM | 8 | 3.9/20.4 | |
| Pole only | 9-13/16 | ----- | 1612DPC99A | 161200C99A | --- | 2.0/11.4 | |
| Base only | ----- | 2-1/4 | 1045PDPCAM | 1045P00CAM | 8 | 1.9/9.0 | |

Side lights

| Length Inches | Width Inches | Vertical Height Inches | Dealer Pkg. 5 Cards 1 Pr. per Card | OEM Bulk Pkg. 25 Pr. | Screw Size | Ship Wt Carton Lbs DP/OEM Bulk |
|---------------|--------------|---------------------------|-------------------------------------|----------------------|----------------------------------|--------------------------------|
| 3-1/4 | 2-5/16 | 5/8 | 0228DP0CAM | 0228000CAM | 8 | 3.7/15.1 |
| Length Inches | Width Inches | Projection Overall Inches | Dealer Pkg. 5 Cards 1 Pair per Card | Screw Size | Ship Wt. Carton Lbs. Dealer Pkg. | |
| 3-1/2 | 2-1/4 | 7/8 | 0254CAMDP1 | 8 | 3.4 | |



Camo Line

Navigation Lights

CERTIFIED FOR USE ON POWER DRIVEN VESSELS
UNDER 12 METERS (39.4 FT.) IN LENGTH



WHITE ALL-ROUND POLE LIGHTS, BASES & ACCESSORIES



POLE LIGHT CONSTRUCTION:

- ★ WHITE TRANSLUCENT GLOBE WITH CAMO FINISH PLASTIC TOP
- ★ 3/4 INCH DIA. CAMO FINISH POWDER COATED ALUMINUM TUBE
- ★ WATER PROOF COVER FOR BASES
- ★ 12 VOLT BULB INCLUDED

FIG. 1131- VERTICAL MOUNT, STOW-A-WAY PLUG-IN TYPE

- ★ CAMO FINISH ZINC ALLOY MOUNTING BRACKET
- ★ SCREW COLLAR ON POLE
- ★ PLASTIC ADAPTERS FOR FLAT OR "V" TYPE
- ★ 5 DEGREE WINDSHIELDS

FIG. 1631 - HORIZ. MT. STOW-A-WAY PLUG-IN TYPE

- ★ CAMO FINISH POWDER COATED BRASS AND CAMO FINISH PLASTIC BASE
- ★ LOCKING COLLAR ON POLE

FIG. 1400 - UNIVERSAL REPLACEMENT ALL-ROUND LIGHT

- ★ BASE NOT INCLUDED
- ★ 12 VOLT BULB INCLUDED
- ★ SELECTIVE USE OF SCREW HOLES AND/OR COLLAR ALLOW FOR USE IN MULTIPLE APPLICATIONS



Fig. 1045



Fig. 1123

FIG. 1123 - REPLACEMENT BASE HORIZONTAL MT,

- ★ WATERPROOF SCREW-ON CAP WITH PLASTIC ADAPTERS FOR "V" OR FLAT MOUNT, VERTICAL MOUNT

FIG. 1045 - REPLACEMENT BASE VERTICAL MT,

- ★ CAMO FINISH POWDER COATED BRASS AND CAMO FINISH PLASTIC BASE

FIG. 0477 - POLE STORAGE CLIPS
CONSTRUCTION

- ★ SOFT BLACK PLASTIC, U.V. STABILIZED
- ★ FITS 3/4 INCH DIAMETER TUBING

ORDERING INFORMATION

| <u>Pole & Base Combination</u> | | OEM Bulk Pkg. | Screw Size | Ship Wt. Carton Lbs. DP/OEM Bulk | |
|------------------------------------|---|-----------------------------|----------------------------------|----------------------------------|----------------------------------|
| Vertical Ht Inches | Dealer Pkg. - 5 Cards 1 Pc. per Card | 50 Pcs. | | | |
| 42 | 1131DP5CAM | ----- | 8 | 5.6/--- | |
| 42 | 1631DP5CAM | 1631005CAM | 8 | 6.8/39.5 | |
| <u>Pole Only</u> | | OEM Bulk Pkg. | Ship Wt. Carton Lbs. DP/OEM Bulk | | |
| Approx. Length Inches | Dealer Pkg. 10 Cards 1 Pc. per Card | 50 Pcs. | | | |
| 42 | 1400DP5CAM | 1400005CAM | 8.5/30.5 | | |
| <u>Bases Only</u> | | Dealer Pkg. | OEM Bulk Pkg. | Tube Angle Degrees | Ship Wt. Carton Lbs. DP/OEM Bulk |
| Dimensions Base Inches | Dimensions Bracket Inches | 5 Cards 1 Pc. per Card | 50 Pcs. | | |
| 2-1/4 O.D. | ---- | 1045PDPCAM | 1045 P00 CAM | 0 | 1.7/8.9 |
| ---- | 3/4 x 2-1/4 | 1123DP2CAM | ----- | ---- | 2.5 |
| <u>Pole Storage Clips</u> | | Dealer Pkg. | Screw Size | Ship Wt. Carton Lbs. Dealer Pkg. | |
| For Pole O.D. Inches | Dimensions Inches | 10 Cards 1 Pair per Card | | | |
| 3/4 | 3/4 x 2-1/4 x 1-5/8 | 0477DP0CAM | 10 P.H. | 1.5 | |

Camo Line



Utility Lights, Pull & Flush Lock

UTILITY LIGHTS & FLUSH PULL

FIG. 0137 - SURFACE MOUNT INCANDESCENT UTILITY LIGHT



Fig. 0137
INCANDESCENT

FIG. 0145 - SURFACE MOUNT L.E.D. UTILITY LIGHT



Fig. 0145
L.E.D.

- CONSTRUCTION:**
- ★ MOLDED WHITE OR CAMO FINISH PLASTIC COVER
 - ★ 12 VOLT INCANDESCENT BULB OR L.E.D.
 - ★ L.E.D. HAS LOW DRAIN FOR BATTERY OPERATION



Fig. 1016

FIG. 1016 - FLUSH PULL

- CONSTRUCTION:**
- ★ CAMO FINISH PLASTIC
- Easily Installs in a 1-3/4 Inch Diameter Hole



ORDERING INFORMATION

| <u>Utility Light</u> | Dimensions Inches | Dealer Pkg. 10 Cards 1 Pc. per Card | Screw Size | Ship Wt. Carton Lbs. Dealer Pkg. |
|----------------------|----------------------|--|---------------|-------------------------------------|
| Light Type | | | | |
| Incandescent | 1-7/8 x 9/16 | 0137DP0CAM | 8 | 1.9 |
| L.E.D. | 1-7/8 x 9/16 | 0145DP0CAM | 8 | 1.9 |
| <u>Flush Pull</u> | | | | |
| Dimensions | Depth | Dealer Pkg. | OEM | Ship Wt. |
| Face Plate | Inches | 10 Cards | Bulk Pkg. | Carton Lbs. |
| Inches | | 1 Pc. per Card | 100 Pcs. | DP/OEM Bulk |
| 2-1/4 x 2-1/4 | 15/16 | 1016DP0CAM | 1016000CAM | 6 1.0/4.7 |

T-HANDLE FLUSH LOCK


FIG. 1091 - FLUSH LOCK WITH 2 KEYS FOR SMOOTH AND CARPETED SURFACES
(GASKET INCLUDED FOR SMOOTH SURFACE APPLICATIONS)

Fig. 1091

CONSTRUCTION OPTIONS:

- ★ CAMO FINISH PLASTIC BODY WITH CAMO FINISH POWDER COATED T-HANDLE
- ★ STAINLESS STEEL STEM
- ★ OFFSET CAM BAR

Easily Installs in a 2-1/2 Inch Diameter Hole For Mounting Surfaces 1/8 to 3/4 Inches Thick



ORDERING INFORMATION

| <u>Flush Lock</u> | Adjustment Cam Bar | Dimensions Face Plate Inches | OEM Bulk Pkg. 25 Pcs. | Dealer Pkg. 5 Cards 1 Pc. per Card | Ship Wt. Carton Lbs. OEM Bulk/DP |
|-------------------|-----------------------|------------------------------------|-----------------------------|--|--|
| Type | Inches | Inches | | | |
| Lock | 3/4 to 2-3/8 | 3" Dia. | 1091001CAM | 1091DP1CAM | 15.5/4.1 |

Camo Line



Camo Hardware

CLEATS, HANDLES, HINGES & HASPS



**FIG. 1188 - OPEN BASE CLEAT
CONSTRUCTION**

★ CAMO FINISH POWDER COATED ZINC ALLOY



Fig. 1188

**FIG. 1222 - HANDLE
CONSTRUCTION**

★ CAMO FINISH ZINC ALLOY




Fig. 1222

**FIG. 1293- BUTT HINGE
CONSTRUCTION**

★ CAMO FINISH POWDER COATED ZINC ALLOY
REMOVABLE PIN




Fig. 1293

FIG. 1198

**FIG. 1198- HASP
CONSTRUCTION**

★ CAMO FINISH POWDER COATED ZINC ALLOY



ORDERING INFORMATION

| Cleat | | | | | | |
|-----------------------|------------------------|--------------------------|-------------------------------------|-----------------------|------------|----------------------------------|
| Length Overall Inches | Dimensions Base Inches | Max. Rope Size Inches | Dealer Pkg. 5 Cards 1 Pc. per Card | OEM Bulk Pkg. 50 Pcs. | Screw Size | Ship Wt. Carton Lbs. DP/OEM Bulk |
| 4 | 2-1/8 x 1-1/2 | 5/16 | 1188DP4CAM | 1188004CAM | 10 | 3.1/15.1 |
| Hinge | | | | | | |
| Height Pin Inches | Width Open Inches | No. of Holes | Dealer Pkg. 5 Cards 1 Pair per Card | OEM Bulk Pkg. 25 Pair | Screw Size | Ship Wt. Carton Lbs. DP/OEM Bulk |
| 2 | 2 | 4 | 1293DP4CAM | 1293004CAM | 8 | 1.6/13.0 |
| Hasp | | | | | | |
| Length Closed Inches | Width Inches | Padlock Clearance Inches | Dealer Pkg. 10 Cards 1 Pc. per Card | OEM Bulk Pkg. 25 Pcs. | Screw Size | Ship Wt. Carton Lbs. DP/OEM Bulk |
| 3 | 1 | 1/4 | 1198DP2CAM | 1198002CAM | 6 | 1.8/3.4 |
| Handle | | | | | | |
| Length Overall Inches | Length Inside Inches | Height Inside Inches | Dealer Pkg. 5 Cards 1 Pc. per Card | OEM Bulk Pkg. 50 Pcs. | Screw Size | Ship Wt. Carton Lbs. DP/OEM Bulk |
| 6 | 3-1/2 | 1-5/16 | 1222DP0CAM | 1222000CAM | 1/4 | 4.7/19.3 |

Camo Line

Camo Hardware

OARLOCKS & SOCKETS

**FIG. 1185- TOP MOUNT
OARLOCK SOCKETS**



FIG. 1185

- CONSTRUCTION**
- ★ CAMO FINISH POWDER COATED ZINC ALLOY
 - ★ FOR USE WITH FIG 1262 OARLOCK HORNS



FIG. 1186



**FIG. 1186- EDGE MOUNT
OARLOCK SOCKETS**

- CONSTRUCTION**
- ★ CAMO FINISH POWDER COATED ZINC ALLOY
 - ★ FOR USE WITH FIG 1262 OARLOCK HORNS



FIG. 1262

**FIG. 1262 - RIBBED TYPE
OARLOCK HORNS**

- CONSTRUCTION**
- ★ CAMO FINISH POWDER COATED ZINC ALLOY

ORDERING INFORMATION

Oarlocks

| O.D. Shank Inches | Length Shank Inches | Between Horns Inches | Dealer Pkg. 10 Cards 1 Pair per Card | OEM Bulk Pkg. 50 Pair | Ship Wt. Carton Lbs. DP/OEM Bulk |
|-------------------|---------------------|----------------------|--------------------------------------|-----------------------|----------------------------------|
| 1/2 | 1-3/4 | 1-3/4 | 1262DPOCAM | 1262000CAM | 6.0/22.5 |

Sockets

| Length Inches | Width Inches | Depth Inches | Dealer Pkg. 10 Cards 1 Pair per Card | OEM Bulk Pkg. 50 Pair | Ship Wt. Carton Lbs. DP/OEM Bulk |
|---------------|--------------|--------------|--------------------------------------|-----------------------|----------------------------------|
| 2-7/8 | 1-1/8 | 1-1/8 | 1185DPOCAM | 1185000CAM | 4.0/17.5 |
| 4 | 7/8 | 1-1/8 | 1186DPOCAM | 1186000CAM | 6.7/25.5 |

Camo Line

NUMERICAL INDEX

| <i>FIG. No.</i> | <i>PAGE No.</i> | <i>FIG. No.</i> | <i>PAGE No.</i> | <i>FIG. No.</i> | <i>PAGE No.</i> | <i>FIG. No.</i> | <i>PAGE No.</i> | <i>FIG. No.</i> | <i>PAGE No.</i> |
|---------------------|---------------------------------|---------------------|---------------------------------|---------------------|---------------------------------|---------------------|---------------------|---------------------|------------------------------|
| 0004 |63 & 77 | 0137 |108 & 238 | 0249 | ..67, 79 & 80 | 0327 |141 | 0440 |82 |
| 0005 |63 & 77 | 0139 |25 | 0250 |62 | 0328 |139 | 0441 |121 |
| 0007 |63 & 77 | 0140 |108 | 0252 |18 | 0329 |62 | 0444 |229 |
| 0024 |64 | 0142 |142 | 0253 |24 | 0330 |124 | 0445 |231 |
| 0030 |51 | 0144 |122 | 0254 |21 & 236 | 0331 |138 | 0447 |224 |
| 0042 |119 | 0145 |108 & 238 | 0256 | ...62, 63, 76, ..77, 78 & 80 | 0333 |141 | 0448 |224 |
| 0052 |64 | 0148 |221 | 0257 |106 | 0334 |125 | 0449 |228 |
| 0060 |223 | 0149 |185 | 0258 |185 | 0335 |125 | 0451 |229 |
| 0062 |223 | 0150 |122 | 0259 | ...20, 62, 63, ..76, 77 & 80 | 0336 |125 | 0452 |224 |
| 0063 |136 | 0152 |185 | 0260 |21 | 0337 |65 & 113 | 0454 |79 |
| 0064 |17 | 0153 |122 | 0261 |72, 76,79 & 80 | 0338 |65 | 0455 |33 |
| 0065 |132 | 0155 |182 | 0265 |112 | 0339 |126 | 0456 |128 |
| 0066 |132 | 0158 |123 | 0266 |134 | 0340 |65 & 113 | 0457 |128 |
| 0067 |65 | 0159 |123 | 0268 |15 & 17 | 0341 |76 | 0461 |121 |
| 0068 |58 | 0162 |121 | 0269 | ...62, 63, 76,77 & 80 | 0342 |80 | 0462 |116 & 117 |
| 0069 |65 | 0163 |120 | 0271 |190 | 0343 |141 | 0465 |122 |
| 0070 |65 | 0164 |120 | 0272 |190 | 0344 |169 | 0466 |33 |
| 0071 |65 | 0165 |120 | 0273 |24 | 0347 |80 | 0468 |233 |
| 0072 |65 | 0166 |122 | 0276 |64,78 & 107 | 0348 |138 | 0469 |233 |
| 0074 |26 | 0170 |22, 27, 28 ..47, 57 & 58 | 0277 |21 | 0349 |121 | 0470 |230 |
| 0075 |142 | 0171 |122 | 0278 |15, 27,29 to 33 | 0350 |137 | 0471 |233 |
| 0076 |136 | 0172 |122 | 0280 |112 | 0351 |169 | 0474 |229 |
| 0082 |181 | 0179 |123 | 0281 |24, 25, 26& 29 | 0354 |83 | 0476 |233 |
| 0086 |132 | 0196 |120 | 0283 |16 & 19 | 0355 |83 | 0477 |51, 172 &237 |
| 0093 |60 | 0197 |191 | 0284 |26 & 112 | 0361 |140 | 0478 |229 |
| 0095 |60 | 0200 | ..15, 60 & 61 | 0285 |142 | 0362 |47 | 0479 |229 |
| 0106 |80 | 0201 |35, 44,45 & 47 | 0290 |63 & 64 | 0363 |134 | 0480 |228 |
| 0107 |19 | 0212 |185 | 0294 |77 & 80 | 0365 |142 | 0481 |228 |
| 0108 |56 & 62 | 0217 |105 | 0295 |24 to 26& 29 | 0367 |80 | 0482 |228 |
| 0109 |62 | 0218 |170 | 0296 |19 | 0370 |134 | 0483 |228 |
| 0110 |62 | 0219 |170 | 0297 |19 | 0371 |47 | 0484 |228 |
| 0111 |62 | 0220 |170 | 0298 |25 | 0373 |80 | 0492 |172 |
| 0112 |56 & 78 | 0221 |170 | 0300 |106 | 0374 |80 | 0493 |130 & 131 |
| 0113 |122 | 0222 |61 | 0301 |139 | 0375 |65 | 0495 |170 |
| 0114 |18 & 24 | 0223 |105 | 0303 |73 & 80 | 0377 |140 | 0499 |143 |
| 0116 |223 | 0227 |18 & 236 | 0305 |83 | 0380 |172 | 0500 |130 & 131 |
| 0117 |223 | 0228 |23 & 236 | 0309 |56 & 78 | 0395 |222 | 0501 |169 |
| 0118 |223 | 0229 |18 | 0313 |83 | 0401 |230 & 231 | 0502 |172 |
| 0119 |163 | 0232 |23 | 0314 |84 & 85 | 0403 |79 | 0503 |157 |
| 0120 |22, 27, 28, 47, 58 & 191 | 0233 |179 | 0315 |126 | 0404 |226 | 0504 |143 |
| 0123 |122 | 0236 |166 | 0318 |111 | 0406 |230 & 231 | 0505 |157 |
| 0124 |133 | 0237 |166 | 0322 |138 | 0408 |230 & 231 | 0506 |156 |
| 0125 |32 & 44 | 0238 |42 & 43 | 0323 |141 | 0410 |230 & 231 | 0507 |155 |
| 0126 |153 | 0239 | ...37, 40, 41,45 & 46 | 0325 |173 | 0412 |79 | 0509 |157 |
| 0127 |122 | 0240 |30 to 32 | 0326 |142 | 0415 |230 & 231 | 0510 |126 |
| 0131 |63 & 77 | 0241 |17 | | | 0420 |122 | 0513 |151,153 to 155 |
| 0132 |107 | 0244 |107 | | | 0424 |119 | 0514 |107 & 118 |
| 0133 |73 & 78 | 0245 |107 | | | 0427 |171 | 0515 |157 |
| 0134 |80 | 0247 |18 | | | 0428 |171 | 0518 |156 |
| 0135 |19, 24,26 & 29 | 0248 |44 & 47 | | | 0432 |112 & 113 | 0520 |150 |
| 0136 |19 | | | | | 0433 |82 to 85 | 0524 |154 |
| | | | | | | 0435 |82 | | |

NUMERICAL INDEX

| <i>FIG. No.</i> | <i>PAGE No.</i> | <i>FIG. No.</i> | <i>PAGE No.</i> | <i>FIG. No.</i> | <i>PAGE No.</i> | <i>FIG. No.</i> | <i>PAGE No.</i> | <i>FIG. No.</i> | <i>PAGE No.</i> |
|---------------------|---------------------|---------------------|---------------------|---------------------|------------------------|---------------------|-----------------------------------|---------------------|---------------------|
| 0526 | 143 | 0710 | 208 & 209 | 0851 | 83 & 93 | 0929 | 210 | 0998 | 192 |
| 0527 | 151 | 0711 | 208 & 209 | 0852 | 83 & 93 | 0930 | 211 | 0999 | 189 |
| 0528 | 152 | 0712 | 208 & 209 | 0859 | 99 | 0931 | 202 | 1002 | 186 |
| 0530 | 160 | 0714 | 134 | 0860 | 94,95 & 99 | 0932 | 202 | 1004 | 186 |
| 0531 | 118 | 0719 | 220 | 0866 | 100 | 0934 | 220 | 1015 | 169 |
| 0532 | 118 | 0721 | 133 | 0869 | 223 | 0935 | 220 | 1016 | 219 & 238 |
| 0533 | 174 | 0722 | 133 | 0870 | 126 | 0937 | 220 | 1017 | 173 |
| 0534 | 82 | 0730 | 208 & 209 | 0872 | 94 & 99 | 0938 | 215 | 1021 | 215 |
| 0535 | 82 | 0731 | 208 & 209 | 0873 | 94 & 99 | 0939 | 26 | 1028 | 211 |
| 0537 | 158 | 0737 | 134 | 0874 | 94 | 0941 | 188 | 1029 | 210 |
| 0538 | 82 | 0742 | 134 | 0875 | 94 | 0942 | 190 | 1030 | 211 |
| 0539 | 143 | 0750 | 164 | 0876 | 94 | 0944 | 220 | 1031 | 202 |
| 0540 | 146 | 0752 | 164 | 0878 | 94 | 0945 | 26 | 1032 | 202 |
| 0541 | 146 | 0753 | 107 | 0879 | 94 | 0946 | 26 & 109 | 1040 | 112 |
| 0542 | 148 | 0757 | 164 | 0880 | 94 & 99 | 0947 | 193 | 1043 | 168 |
| 0543 | 148 | 0759 | 174 | 0883 | 88 & 89 | 0948 | 214 | 1044 | 110 |
| 0544 | 161 | 0762 | 182 | 0884 | 90 & 91 | 0949 | 187 | 1045 | 48 |
| 0545 | 161 | 0769 | 183 | 0885 | 92 & 93 | 0951 | 188 | ...236 & 237 | |
| 0550 | 124 | 0770 | 183 | 0887 | 87 | 0952 | 187 | 1046 | 48 |
| 0554 | 196 | 0775 | 167 | 0889 | 96 | 0953 | 212 | 1047 | 48 |
| 0555 | 107 | 0776 | 218 | 0890 | 96 | 0954 | 219 | 1048 | 50 |
| 0556 | 154 | 0777 | 206 | 0891 | 96 | 0955 | 21 | 1049 | 50 |
| 0557 | 150 | 0786 | 119 | 0893 | 100 | 0956 | 194 | 1050 | 168 |
| 0558 | 118 | 0797 | 182 | 0894 | 100 | 0957 | 191 | 1051 | 216 |
| 0559 | 196 | 0805 | 135 | 0895 | 100 | 0958 | 219 | 1052 | 52 |
| 0561 | 156 | 0806 | 94,95 & 99 | 0896 | 223 | 0959 | 194 | 1053 | 193 |
| 0562 | 173 | 0807 | 94,95 & 99 | 0897 | 100 | 0960 | 213 | 1054 | 52 |
| 0563 | 154 | 0808 | 189 | 0898 | 223 | 0962 | 211 to 213 | 1056 | 215 |
| 0564 | 150 | 0809 | 94,95 & 99 | 0899 | 100 | 0963 | 24 | 1057 | 164 |
| 0565 | 175 | 0810 | 94,95 & 99 | 0901 | 223 | 0964 | 29 | 1059 | 49 & 53 |
| 0566 | 160 | 0811 | 94 & 95 | 0902 | 96 | 0965 | 26 | 1060 | 49 & 53 |
| 0567 | 213 | 0816 | 94 & 95 | 0903 | 165 | 0966 | 220 | 1063 | 168 |
| 0570 | 156 | 0817 | 94 & 95 | 0904 | 19 | 0967 | 183 | 1064 | 110 |
| 0571 | 156 | 0820 | 94 & 95 | 0905 | 96 | 0968 | 210 | 1065 | 195 |
| 0572 | 159 | 0825 | 136 | 0907 | 223 | 0969 | 83 & 93 | 1068 | 210 |
| 0574 | 195 | 0826 | 158 | 0908 | 96 | 0972 | 19 | 1071 | 203 |
| 0575 | 217 | 0828 | 177 | 0910 | 96 | 0975 | 221 | 1072 | 203 |
| 0576 | 150 | 0829 | 177 | 0911 | 100 | 0976 | 211, ...212 & 214 | 1074 | 110 |
| 0577 | 149 | 0830 | 177 | 0912 | 207 & ...210 to 213 | 0977 | 210 | 1081 | 203 |
| 0578 | 222 | 0831 | 177 | 0913 | 212 & 213 | 0978 | 214 | 1082 | 203 |
| 0590 | 147 | 0832 | 177 | 0915 | 25 | 0980 | 206 | 1084 | 110 |
| 0591 | 147 | 0833 | 177 | 0918 | 212 | 0984 | 207, ...210 to 212 ...& 214 | 1087 | 111 |
| 0593 | 129, 131 | 0834 | 135 | 0919 | 212 | 0987 | 189 | 1089 | 202 |
| 0602 | 20 | 0835 | 135 | 0920 | 207 & ...210 to 213 | 0991 | 207 | 1090 | 111 |
| 0608 | 164 | 0836 | 94 & 95 | 0921 | 206 | 0992 | 207 | 1091 | 198 & 283 |
| 0610 | 221 | 0837 | 94,95 & 99 | 0922 | 206 | 0994 | 223 | 1092 | 198 & 199 |
| 0634 | 175 | 0839 | 94,95 & 99 | 0924 | 191 | 0995 | 207 & 210 | 1093 | 216 |
| 0675 | 204 | 0841 | 217 | 0925 | 216 | 0996 | 223 | 1094 | 200 & 201 |
| 0688 | 118 | 0844 | 94,95 & 99 | 0926 | 216 | 0997 | 223 | 1095 | 200 & 201 |
| 0697 | 183 | 0845 | 94,95 & 99 | 0927 | 213 | | | 1097 | 199 |
| 0701 | 118 | 0846 | 94,95 & 99 | 0928 | 211 | | | 1099 | 225 |
| 0707 | 124 | 0847 | 99 | | | | | 1100 | 225 |
| 0709 | 133 | 0848 | 99 | | | | | 1101 | 214 |

ALPHABETICAL INDEX

A PAGE

| | |
|------------------------------|---------------------------------------|
| Adapter - | |
| Pipe to Hose | 136 |
| Adjusters - | |
| Hatch | 182 |
| Windshield | 180 & 181 |
| Alpha Series Lights | 35 |
| All-Round Lights..... | 30 to 47, 56, 60, 62, 63 & 67 to 79 |
| Anchor Chocks | 165 |
| Anchor Lights | 30 to 47 & 67 to 79 |
| Arch Tower Mount Light | 45 |
| Assemblies, Control | 83, 85 to 87, 90, 92, 97 & 101 to 103 |
| Axe Brackets | 173 |

B PAGE

| | |
|--|-------------------------------|
| Bass Boat Lights | 16 & 25 |
| Bases, Pole Light | 48 to 53 |
| Battery - | |
| Switches | 114 to 117 |
| Cable Spacer..... | 114 to 117 |
| Bells, Fog..... | 122 & 123 |
| Berth Lights..... | 107 |
| Bi-Color Lights..... | 16 to 20 & 58 to 61 |
| Bits | 164 |
| Boarding Steps | 168 & 169 |
| Bolts - | |
| Barrel | 193 |
| Cupboard | 214 |
| Bow - | |
| Lights | 16 to 25 & 57 to 63 |
| Anchor Lights | 30 to 33 |
| Combination Lights...15 to 20, 58, 60, 68, 71 & 73 | |
| Eyes..... | 166 |
| Brackets - | |
| Axe..... | 173 |
| Table | 221 |
| Breakdown Lights | 67 to 79 |
| Bulbs, Electric | 65, 80, 113, 94, 95, 99 & 104 |
| Butt Hinges | 186 to 188 |
| Buttons - | |
| Door | 196 |
| Horn Push | 118 |

C PAGE

| | |
|-----------------------|------------|
| Cabin Door Hooks..... | 194 |
| Cabinet Hinges | 186 to 191 |
| Cable - | |
| Outlet | 119 |
| Spacer | 114 to 117 |
| Straps | 120 |
| Camo Line..... | 234 to 240 |
| Cleats | 239 |
| Handle | 239 |

C - CONTINUED PAGE

| | |
|-------------------------------------|---------------------------------------|
| Hasp | 239 |
| Hinges | 239 |
| Lock | 238 |
| Navigation Lights | 236 & 237 |
| Polelights | 237 |
| Pull..... | 238 |
| Rowlocks & Sockets | 240 |
| Utility Lights | 238 |
| Caps, Gas Tank..... | 144 to 153 |
| Catches, Door..... | 196, 214 & 215 |
| Certification of Lights..... | 14 & 66 |
| Chain - | |
| Deck Pipe | 164 |
| Portlight..... | 121 |
| Chocks | 163 |
| Chocks, Anchor | 121 |
| Clam Shell Ventilators | 126 |
| Clamps - | |
| Hatch Hold-Down | 184 |
| Spring | 172 |
| Rope | 174 |
| Clear Back Utility Light | 109 |
| Cleats | 159 to 162 |
| Clips - | |
| Line Support | 120 |
| Trolling | 233 |
| Coat & Hat Hooks | 221 |
| Cockpit Scupper..... | 140 to 142 |
| Collar Set | 51 |
| Combination - | |
| Bow & Anchor Lights..... | 15 to 20 |
| Side Lights | 20 to 25, 57 to 63 & 67 to 77 |
| Connections - | |
| Electric..... | 119 |
| Thru Hull..... | 137 to 139 |
| Watertight, Deck | 119 |
| Connectors, Electric | 119 |
| Connectors, Garden Hose | 143 |
| Continuous Hinge..... | 185 |
| Control Assemblies, | 83, 85 to 87, 90, 92, 97 & 101 to 103 |
| Convertible Boat Top Fittings | 222 |
| Courtesy Lights | 108 to 112 |
| Cowl Ventilators..... | 126 |
| Cupboard - | |
| Bolts | 214 |
| Catches..... | 196, 214 & 215 |
| Turns | 214 |
| Curtain Fasteners..... | 223 |

D PAGE

| | |
|------------------------------|----------|
| Deck - | |
| Connection, Watertight | 119 |
| Lights | 28 & 112 |

ALPHABETICAL INDEX

D - CONTINUED

PAGE

| | |
|--------------------------------|----------------|
| Pipes, Rope & Chain | 164 |
| Plate Keys..... | 158 |
| Plates | 143 to 158 |
| Delta Series Pole Lights | 36 & 37 |
| Dock Line Springs | 174 |
| Dome Lights | 106 & 107 |
| Door - | |
| Buttons | 196 |
| Catches..... | 196, 214 & 215 |
| Fasteners | 183 & 184 |
| Hinges | 185 to 191 |
| Holders..... | 195 & 196 |
| Hooks | 194 |
| Stops..... | 195 & 220 |
| Drain Plugs..... | 134 |
| Drawer - | |
| Knobs | 216 |
| Pulls..... | 216 to 219 |
| Dredging Light..... | 79 |
| Dorade Ventilator..... | 126 |

E

PAGE

| | |
|-------------------------------|-------------------------------|
| Elbow Catches | 215 |
| Electric - | |
| Bulbs..... | 65, 80, 113, 94, 95, 99 & 104 |
| Cabin Fixtures | 105 to 107 |
| Connections..... | 119 |
| Lamps..... | 105 to 107 |
| Sockets | 65, 80, 100 & 113 |
| Switches | 114 to 118 |
| European Representative | 6 |
| Eyes - | |
| Bow..... | 166 |
| Flange..... | 166 |
| Lashing | 166 |
| Transom | 166 |

F

PAGE

| | |
|---------------------------|------------|
| Fasteners - | |
| Curtain..... | 223 |
| Door | 183 & 184 |
| Hatch..... | 183 & 184 |
| Table Leg | 220 |
| Fender- | |
| Hooks..... | 173 & 176 |
| Locks | 173 |
| Filler, Tank | 144 to 153 |
| Filters, Water | 129 to 131 |
| Fishing Rod Holders | 224 to 228 |
| Fittings - | |
| For Boat Top | 222 |
| For Rails | 172 |
| Waste | 154 & 155 |

F - CONTINUED

PAGE

| | |
|----------------------------|------------|
| Fixtures, Light - | |
| Bulkhead, Electric..... | 105 |
| Electric Cabin | 105 to 111 |
| Vapor Proof..... | 111 |
| Flag Pole Sockets | 170 |
| Flag Staffs | 170 & 171 |
| Flange Eyes | 166 |
| Flush Pro..... | 128 |
| Flush - | |
| Hatch Lifting Handles..... | 206 & 218 |
| Hatch Lifting Rings..... | 216 & 217 |
| Locks & Latches | 197 to 213 |
| Pulls | 216 & 217 |
| Ring Catch..... | 216 |
| Fog Horn | 121 |
| Fuel Tank Filler..... | 144 to 153 |
| Fuse Holder | 118 & 119 |

G

PAGE

| | |
|--------------------------|------------|
| Gas - | |
| Tank Caps..... | 144 |
| Tank Filler | 144 to 153 |
| Tank Vents..... | 156 & 157 |
| Gasket Kit..... | 145 |
| Globe Set | 51 |
| Grab Rail Posts | 172 |
| Guides, Tiller Rope..... | 175 |
| Guides, Pole Line | 175 |

H

PAGE

| | |
|------------------------------|------------|
| Halyard Mount Lights | 60 |
| Handles - | |
| Flush Lifting..... | 206 & 218 |
| Sliding Window | 219 |
| Hasps | 192 & 239 |
| Hatch - | |
| Adjusters..... | 182 |
| Dog | 206 |
| Fasteners | 183 & 184 |
| Hinges | 185 to 191 |
| Hold-Down Clamps..... | 184 |
| Lifting Handles | 206 & 218 |
| Lifting Rings | 216 & 217 |
| Trim | 185 |
| Support Braces..... | 182 |
| Hawse Hole Plate..... | 164 |
| Heights, Vertical Light..... | 54 & 55 |
| Hinges - | |
| Butt..... | 186 & 188 |
| Cabinet | 186 to 191 |
| Continuous..... | 185 |
| Cuddy Door | 185 to 191 |

ALPHABETICAL INDEX

H - CONTINUED

PAGE

| | |
|--------------------------|----------------|
| Hatch | 185 to 191 |
| Hatch Support | 182 |
| Non-Mortised | 190 |
| Piano | 185 |
| Pull Apart | 185 |
| Semi-Concealed | 190 |
| Shortside | 189 |
| Strap | 191 |
| "T" | 191 |
| Holders - | |
| Boat Hook | 172 |
| Door | 195 |
| Fishing Pole | 224 to 228 |
| Ring Buoy | 173 |
| Outrigger Pole | 229 to 231 |
| Hooks - | |
| Cabin Door | 194 |
| Coat Hook | 221 |
| Fender | 173 & 176 |
| Lashing | 221 |
| Snap | 176 |
| Utility | 221 |
| Wardrobe | 221 |
| Horn, Fog | 121 |
| Horns for Rowlocks | 177, 178 & 240 |
| Hull Connections | 137 to 139 |

I

PAGE

| | |
|--|-------------|
| Information - | |
| Certification of Navigation Lights | 14 & 66 |
| Electrical Standards | 114 |
| Light, Vertical Heights | 54 & 55 |
| Lock Bevels | 209 |
| Lock & Latch | 197 to 212 |
| Representatives | 6 |
| Searchlight Bulb Data | 94, 95 & 99 |
| Sales Policy & Terms | 2 |
| Warranty | 2 |
| Inlet - | |
| Fittings for Fresh Water | 143 |
| Strainer | 129 to 133 |

K

PAGE

| | |
|------------------------|-----|
| Keys, Deck Plate | 158 |
| Knobs, Drawer | 216 |

L

PAGE

| | |
|---------------------|------------|
| Lamps - | |
| Cabin | 105 to 107 |
| Wall | 105 |
| Lashing Eyes | 166 |
| Lashing Hooks | 221 |
| Latches - | |

L - CONTINUED

PAGE

| | |
|-------------------------------------|------------------------------------|
| Doors | 197 to 212 |
| Flush | 200 to 203 & 206 to 210 |
| Mortise Latch Sets | 207, 208 & 213 |
| Rim Latch Sets | 210 to 212 |
| Slam | 204 |
| Leathers, Oar | 179 |
| L.E.D. | |
| Navigation Lights | 20, 38, 39 46, 57 & 68 |
| Step Plates | 168 |
| Utility Lights | 108 |
| Light Chart, Vertical Heights | 54 & 55 |
| Lights - | |
| Alpha | 35 |
| Arch/Tower | 45 |
| All-Round | 30 to 47, 56, 60, 62, 63, 67 to 79 |
| Anchor | 30 to 47 & 67 to 79 |
| Bases - Polelights | 48 to 53 |
| Bass Boat | 16 |
| Berth | 107 |
| Bi-Color | 16 to 20 & 58 to 61 |
| Breakdown | 67 to 69 |
| Camo | 236 & 237 |
| Combination | 15 to 25, 57 to 63 & 67 to 77 |
| Courtesy | 108 to 112 |
| Deck | 28 & 112 |
| Delta | 36 & 37 |
| Dredging | 79 |
| Dome | 106 & 107 |
| For Windshield Mounting | 30, 32 45 & 52 |
| L.E.D. | 20, 38, 39, 46, 57, 68, & 108 |
| Masthead | 28 to 33, 57 to 63 & 67 to 77 |
| Meal & Absent | 62 |
| Not Under-Command | 67 to 79 |
| Omega | 38 & 39 |
| Pole | 30, 34 to 47 |
| Range | 67 to 79 |
| Searchlights | 81 to 104 |
| Side | 20 to 25, 57 to 63 & 67 to 77 |
| Signal | 57 to 63 & 67 to 79 |
| Spreader | 28, 58 & 112 |
| Stern | 26, 27, 30 to 47 & 57 to 63 |
| Towing | 60 to 63 & 67 to 79 |
| Tri-Color | 15 & 61 |
| Utility | 108 to 111 & 238 |
| Vapor-Proof | 111 |
| Line Support Clips | 120 |
| Locks - | |
| Doors | 197 to 212 |
| Fender | 173 |
| Flush | 200 to 203 & 206 to 210 |
| Mortise | 207, 208 & 213 |
| Rim | 210 to 213 |
| Window | 220 |

ALPHABETICAL INDEX

| <i>M</i> | <i>PAGE</i> |
|---|-------------------------------|
| Locker Ventilators | 124 |
| Louver Ventilators | 125 |
| Masthead | 28 to 33, 57 to 63 & 67 to 77 |
| Meal & Absent | 62 |
| Mooring Bitts | 164 |
| <i>N</i> | <i>PAGE</i> |
| Navigation Lights - For Vessels: Under 20 Meters (65.6 Ft.) in Length | 10 to 65 |
| Over 20 Meters (65.6 Ft.) in Length | 66 to 80 |
| <i>O</i> | <i>PAGE</i> |
| Oar - Leather & Buttons | 179 |
| Locks | 177 to 179 & 240 |
| Omega Series | 38 & 39 |
| Outlets - Cable | 119 |
| Water | 143 |
| Outrigger - Holders | 229 to 231 |
| Kit | 233 |
| Pole Line Guides | 233 |
| Poles | 232 & 233 |
| Spreaders | 230 to 232 |
| Trolling Pins | 233 |
| <i>P</i> | <i>PAGE</i> |
| Piano Hinge | 185 |
| Pin, Trolling | 233 |
| Pipes, Rope Deck | 164 |
| Plates - Deck | 143 to 158 |
| Hawse Hole | 164 |
| Step | 168 & 169 |
| Plugs, Drain | 134 |
| Pole Holders - Replacement Bases | 48 to 53 |
| Replacement Poles | 35 to 43 |
| Vertical Height Chart | 54 & 55 |
| Pole Lights | 30 to 47 |
| Pole Light Bases | 48 to 53 |
| Pole Sockets, Flag | 170 |
| Poles - Flag | 170 & 171 |
| Outrigger | 232 & 233 |
| Posts - Grab Rail | 172 |
| Stanchion | 172 |
| Pulleys | 175 |
| Pulls - Drawer | 216 to 219 |

| <i>R</i> | <i>PAGE</i> |
|---|---|
| Flush | 216 & 217 |
| Pump Strainers | 130 to 133 |
| Rail Fittings | 172 |
| Range Lights | 67 to 79 |
| Representatives | 6 |
| Remote Control Searchlights | 85, 87 98 & 103 |
| Rigging Tube | 165 |
| Rim Locks | 210 to 213 |
| Rim Latches | 210 to 213 |
| Ring - Buoy Holders | 173 |
| Catches, Flush | 216 |
| Pulls | 216 & 217 |
| Rings, Hatch Lifting | 216 & 217 |
| Roller Tip Line Guide | 233 |
| Rope - Clamps | 174 |
| Guides | 175 |
| Pulleys | 175 |
| Rowlocks | 177 to 179 & 240 |
| <i>S</i> | <i>PAGE</i> |
| Safety Cable | 158 |
| Scuppers - Cockpit | 142 |
| Thru-Hull | 140 to 142 |
| Valve Assembly | 135 |
| Seacocks | 135 |
| Searchlights - Bulbs | 94, 99 & 104 |
| Control Assemblies | 83, 85 to 87, 90, 92,97 & 101 to 103 |
| Incandescent | 86 to 100 |
| Sealed Beam | 82 to 85 |
| Remote Control | 85, 87, 98 & 103 |
| Spare Parts | 94, 95, 100 & 104 |
| Xenon | 101 to 104 |
| Self Adjusting Slam Latch | 204 |
| Shield, for Pole or Mast Lights | 51 |
| Side Lights | 20 to 25, 57 to 63 & 67 to 77 |
| Signal Lights, Portable or Fixed | 57 to 63 & 67 to 79 |
| Slam Latch | 204 |
| Snap Hooks | 176 |
| Sockets - Boat Cover | 222 |
| Sockets | 48 to 53, 64, 65, 80 & 100 |
| Fishing Rod | 224 to 228 |
| Flag Pole | 170 |
| Rowlock | 178, 179 & 240 |
| Searchlight | 100 |
| Spreaders for Outrigger Poles | 230 to 232 |
| Spreader Lights | 28, 58 & 112 |

ALPHABETICAL INDEX

S - CONTINUED PAGE

| | |
|----------------------------|-----------------------------|
| Spotlights | 82 |
| Spring Clamps..... | 172 |
| Springs for Dock Line..... | 174 |
| Staffs, Flag | 170 & 171 |
| Steps - | |
| Boarding..... | 168 & 169 |
| Folding..... | 169 |
| L.E.D. | 168 |
| Stern - | |
| Lights..... | 26, 27, 30 to 47 & 57 to 63 |
| Pole Lights | 30 & 34 to 47 |
| Stops - | |
| Door | 195 & 220 |
| Window | 220 |
| Strainers - | |
| Thru-Hull..... | 132 |
| Inlet | 129 & 130 |
| Pump | 133 |
| Flushing | 129 |
| Water | 129 to 131 |
| Strap Hinges | 191 |
| Strap Cable | 120 |
| Switches - | |
| Battery | 114 to 117 |
| Electric..... | 114 to 118 |
| Master | 114 to 117 |
| Panel..... | 118 |
| Swivel - | |
| Eye Pulleys | 175 |
| Eye Snaps | 176 |

T PAGE

| | |
|------------------------------|-----------------------------|
| "T" Hinges..... | 191 |
| Table Brackets..... | 221 |
| Table Leg Fasteners..... | 220 |
| Thru-Hull Connections | 137 to 139 |
| Tower/Arch Mount Light | 45 |
| Towing Lights | 60 to 63 & 67 to 79 |
| Transom - | |
| Eyes..... | 166 |
| Stern Lights | 26, 27, 30 to 47 & 57 to 63 |
| Ventilators | 124 & 125 |
| Trim Hatch..... | 185 |
| Trolling Pin..... | 233 |
| Tube, Rigging | 165 |
| Tri-Color Lights | 15 & 61 |
| Turns Cupboard..... | 214 |

U PAGE

| | |
|---------------------------------------|------------|
| Universal Replacement Pole Light..... | 34 to 43 |
| Utility Hooks | 221 |
| Utility Lights..... | 108 to 111 |
| Clear Back | 109 |
| L.E.D..... | 108 |

V PAGE

| | |
|----------------------------|-----------|
| Vapor Proof Fixtures | 111 |
| Ventilator - | |
| Cowl..... | 126 |
| Dorade | 126 |
| Gas Tank | 156 & 157 |
| Locker | 124 |
| Louver..... | 125 |
| Clam Shell Type..... | 126 |
| Transom | 124 & 125 |

W PAGE

| | |
|-----------------------------|-----------------|
| Wardrobe Hooks | 221 |
| Warranty Information..... | 2 |
| Waste Fitting..... | 154 & 155 |
| Water Strainers | 129 to 131 |
| Water Strainer Graphs | 131 |
| Whistle | 121 |
| Window - | |
| Anti-Rattler..... | 220 |
| Handle, Sliding | 219 |
| Lock | 220 |
| Stop | 220 |
| Windshield - | |
| Adjusters | 180 & 181 |
| Keeper Plate | 183 |
| Pole Lights for | 30, 32, 45 & 52 |
| Wiper | 174 |